

Kenwood NX-200

Top Left Button: Talk Around

Big Knob on Top: No Longer Functions; Use Up/Down Arrow Keys to Change Channels

Orange Button: Push Twice – Backlight; Chief Officers: Encode DTMF

Top Right Button: SCAN


Top Side Button: Hi/Lo Power Selector (5 watt / 1 watt)

UP and DOWN ARROWS: CHANNEL UP and DOWN

Bottom Side Button: Backlight

Bottom Left Button: ZONE CHANGE


Bottom Right Button: KEY LOCK



Kenwood
NX-700

VOLUME CONTROL

CHANNEL UP / DOWN



FUNCTION 2: CHIEF OFFICERS – ENCODE DTMF; OTHERWISE NON-FUNCTIONING

MENU BUTTON

MONITOR; CHANNEL OPEN

TALK-AROUND

ZONE CHANGE

SCAN


Kenwood
NX-220

CHANNEL
SELECTOR

FUNCTION 2: CHIEF
OFFICERS – ENCODE
DTMF; OTHERWISE
NON-FUNCTIONING

TALK-AROUND

BOTTOM SIDE
BUTTON: BACKLIGHT



SCAN

ZONE UP and DOWN

SCAN