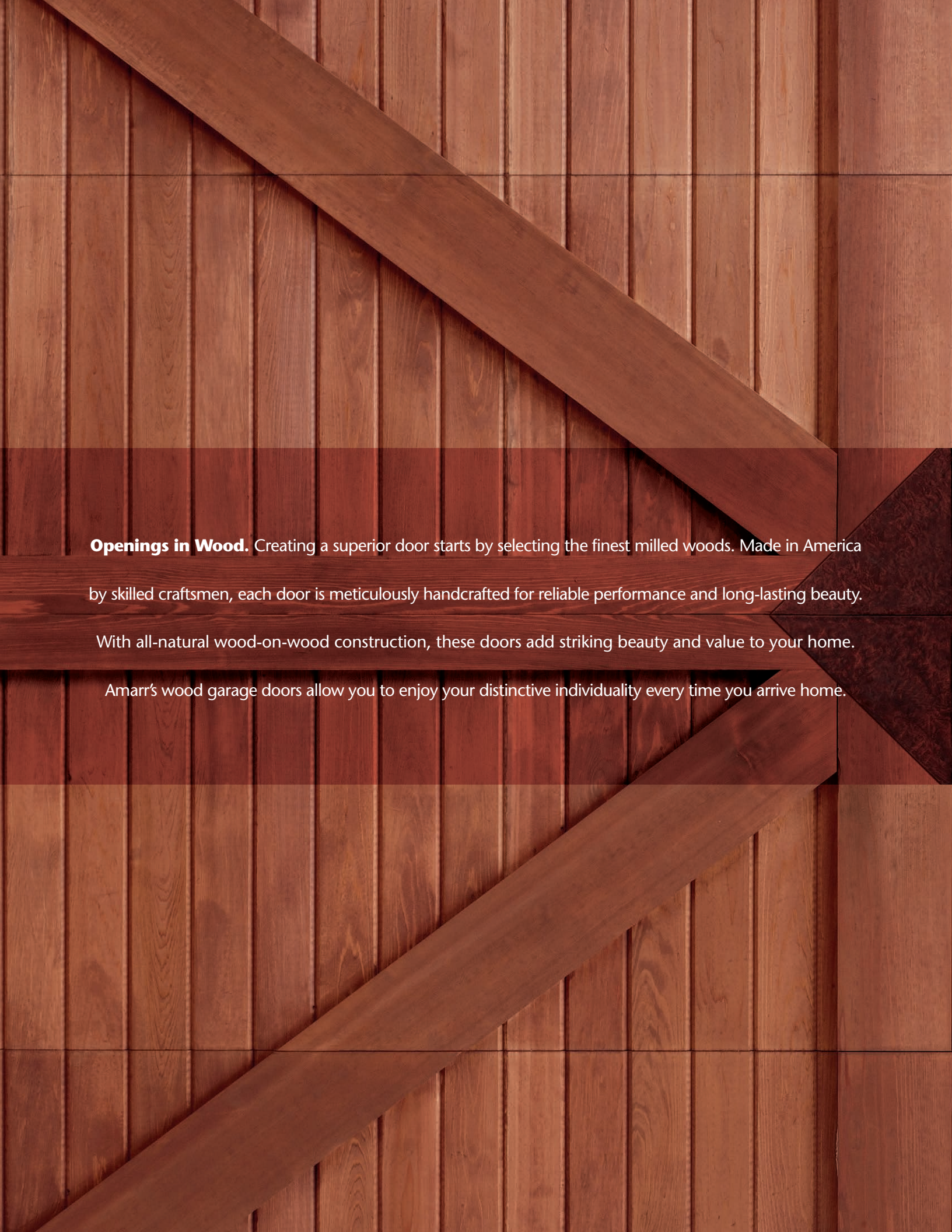




## OPENINGS IN WOOD







**Openings in Wood.** Creating a superior door starts by selecting the finest milled woods. Made in America by skilled craftsmen, each door is meticulously handcrafted for reliable performance and long-lasting beauty. With all-natural wood-on-wood construction, these doors add striking beauty and value to your home. Amarr's wood garage doors allow you to enjoy your distinctive individuality every time you arrive home.





## AMARR BY DESIGN COLLECTION

Get the neighbors talking. Start with Amarr's exquisite By Design Collection. Choose from one of our popular wood carriage house styles or submit your own unique design and let our craftsmen build it.

Pick from an array of wood options, windows, and decorative hardware to create a truly unique, one-of-a-kind door. Amarr By Design. Get a gorgeous door, and a great conversation piece.

*Easton with Seeded Glass*



*Runion with Seeded Glass*



*Preston with Seeded Glass*



*Hudson*



*Curtis with Seeded Glass*



*Lowry*







3080 (custom)



4040

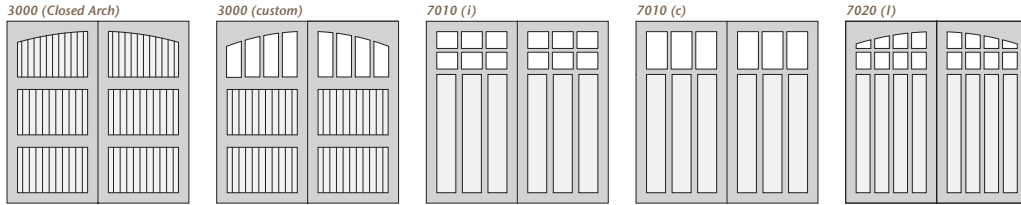




# AMARR BY DESIGN COLLECTION IDEAS


Create a door that integrates with the character of your home. All of our doors open efficiently and smoothly, just like modern garage doors, while giving the illusion of authentic carriage house doors.

## OUR TOP-SELLING DOORS



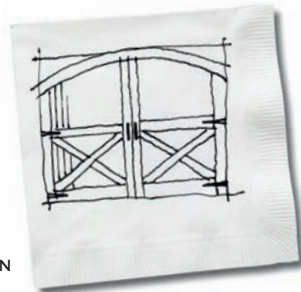
## 1 CHOOSE A DOOR DESIGN

### Option A SELECT ONE OF OUR IDEAS



Illustrations shown are for 8' wide by 8' tall doors.

### Option B CREATE YOUR OWN



Simply draw your own unique door, give it to your Amarr dealer, and we'll take it from there.

8-lite (custom)



Let some light in with one of our distinctive windowed top sections, or choose one of our attractive closed sections.

## 2 CHOOSE A TOP SECTION (OPTIONAL)

Closed Square



1-lite (a)



2-lite (e)



3-lite (c)



4-lite (g)



6-lite (i)



8-lite (k)



Closed Arch



1-lite Arched (b)



2-lite Arched (f)



3-lite Arched (d)



4-lite Arched (h)



6-lite Arched (j)



8-lite Arched (l)



To view all top section options on the various door designs, visit [amarr.com](http://amarr.com) or contact your local Amarr dealer.

## 3 CHOOSE A WOOD

Clear Vertical Grain Cedar




Incense Cedar



Red Grandis



Mahogany



Other types of wood available upon request.  
Wood shown natural.  
Doors require finishing upon receipt and prior to installation.

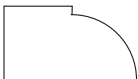
## 4 CONSIDER WOOD DISTRESSING

4000



For a weathered effect, wirebrush distressing is available on any Amarr By Design door.

## 5 CHOOSE AN EDGE PROFILE FOR THE TRIM OVERLAYS



Ogee edge




Eased edge



Square edge

Eased edge detail

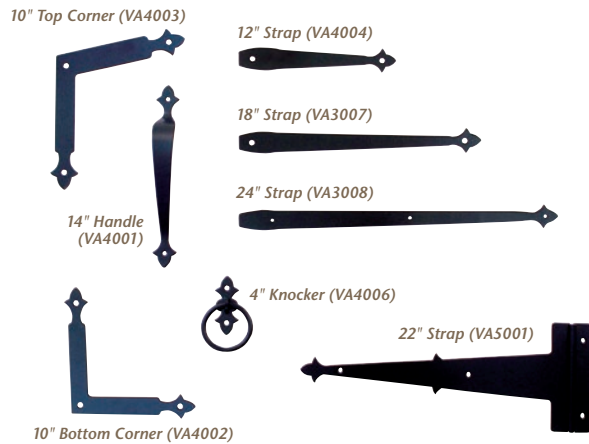


## 6 CHOOSE DECORATIVE HARDWARE (OPTIONAL)

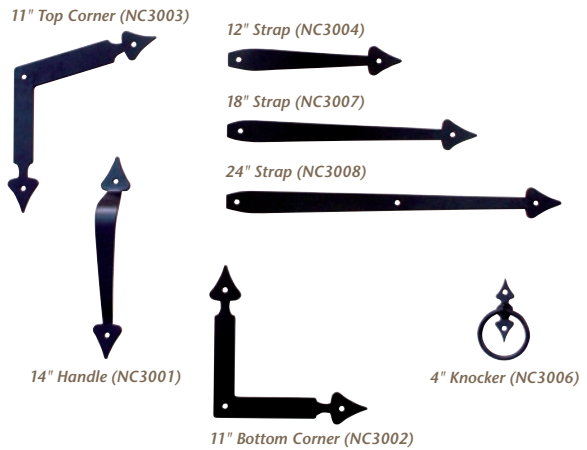
No matter what style of wood carriage house door you choose, we have beautiful decorative hardware to match your design. Choose from multiple hardware options, shown on the following page.



## VIRGINIA



## CAROLINA



## BARCELONA

All Barcelona hardware is hand-forged and will vary slightly from piece to piece.



## CAMBRIDGE

All Cambridge hardware is hand-forged and will vary slightly from piece to piece.



## PARK CITY



## SANTIAGO

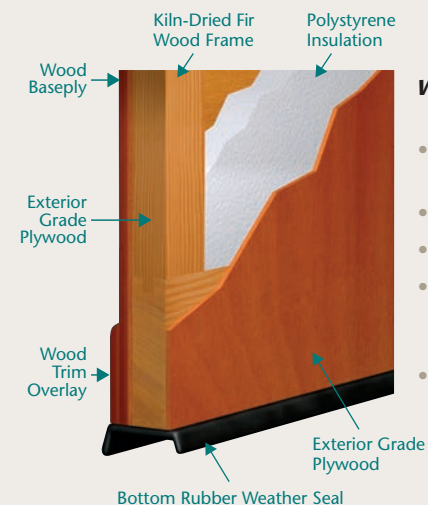
All Santiago hardware is hand-forged and will vary slightly from piece to piece.



## R. H. HUNT



## CONSTRUCTION



### Wood + Insulation + Wood

- Custom, Handcrafted Carriage House Designs
- Multiple Wood Options
- Paint or Stain Grade Wood
- Environmentally Safe Polystyrene Thermal Insulation
- Energy Efficient

# SPECIFICATIONS

	AMARR BY DESIGN COLLECTION
<b>PANEL DESIGNS</b>	
Carriage House	Unlimited Designs
<b>CONSTRUCTION*</b> : Wood + Insulation + Wood	•
<b>DOOR THICKNESS</b>	3" (7.6cm)
<b>WOOD BASEPLY OPTIONS</b>	
5/8" MDO Plywood (paint grade only)	•
1/2" Marine Grade Plywood	•
5/8" Incense Cedar	•
5/8" Clear Vertical Grain Cedar	•
5/8" Red Grandis	•
5/8" Mahogany	•
Other materials available upon request	•
<b>TRIM OVERLAY OPTIONS</b>	
5/8" Moisture- and Rot-resistant Extira Exterior Panel (paint grade only)	•
5/8" Incense Cedar	•
5/8" Clear Vertical Grain Cedar	•
5/8" Red Grandis	•
5/8" Mahogany	•
Other materials available upon request	•
<b>OPTIONAL WOOD DISTRESSING</b>	•
<b>SECTION HEIGHT OPTIONS</b>	18", 21", 28", or 32"
<b>POLYSTYRENE INSULATION (1 3/8" thick)</b>	•
<b>BOTTOM WEATHERSEAL</b>	•
<b>DECORATIVE WINDOW OPTIONS</b>	
1/8" (0.32cm) Double Strength	•
Seeded	•
Insulated	•
<b>OPTIONAL DECORATIVE HARDWARE</b>	•
<b>WIND LOAD<sup>1</sup> AVAILABLE*</b>	•
<b>FIRE RATED DOORS AVAILABLE<sup>2</sup></b>	•
<b>SECTION WARRANTY<sup>3</sup></b>	1 Year

\* Optional: Wood-on-steel section construction is available. Some wind load pressures may require wood-on-steel section construction.

<sup>1</sup> It is your responsibility to make sure your garage door meets local building codes.

<sup>2</sup> Optional: Special-designed doors meet guidelines for CA Building Codes for use in Wildlife Urban Interface (WUI). Fire-rated doors withinsulated and tempered glass windows available.

<sup>3</sup> For complete warranty details, visit [amarr.com](http://amarr.com) or contact your local Amarr dealer.

Doors are shipped natural. Priming is available for paint grade doors. All doors require finishing on all six (6) sides of each section within two days of receipt of door(s) and prior to installation. Visit [amarr.com](http://amarr.com) for finishing recommendations.



## HARDWARE SPECIFICATIONS

**Track:** 2" industrial grade galvanized .083 horizontal and vertical track. Standard lift 25C-15" radius or 2LC-6" low headroom clearance. For doors over 650 lbs, 3" track.

**Hinges:** Up to 12': Single-end 11ga graduated galvanized. 12' and over: Double-end 11ga graduated galvanized.

**Rollers:** 2" nylon 10-ball bearing commercial rollers (short stem for up to 12'; long stem for 12' and over).

**Struts:** 3" galvanized struts

**Counter Balance:** 10,000 cycle torsion springs, cast aluminum cable drums, 1" diameter 11ga torsion tube. For doors over 650 lbs, solid core steel shaft and coupler if exceeding 151" in length.

**Fasteners:** Cadmium plated fasteners (standard) for on-door hardware and securing tracks to jambs. All hinge fasteners are factory installed with concealed bolt heads (under the trim overlay).

**Operation:** Manual push-up. No lock assembly is supplied. Electric openers with 3/4 hp recommended for best possible operation.

Doors available in various heights and widths. Hardware specifications are consistent with doors not exceeding 18' wide and 10' high. Requirements escalate with door size and weight and have limitations. Contact your local Amarr dealer for specific details.





GARAGE DOORS

**Our Philosophy.** Since 1951, we have successfully raised the standards of quality, value, and dependability in our industry. Today, with the same promise of individual attention and great value for all our customers, we remain committed to offering products and services that raise those standards even higher.

Visit [amarr.com](http://amarr.com) for additional products distributed by Amarr, such as a full line of residential garage doors, specialty doors, commercial sectional, rolling sheet, and rolling steel doors, garage flooring, and accessories.

Your Local Amarr Dealer:

165 Carriage Court  
Winston-Salem, NC 27105  
800.503.DOOR  
[www.amarr.com](http://www.amarr.com)

Amarr reserves the right to change specifications and designs without notice and without incurring obligations.

Amarr Company's products may be the subject of one or more U.S. and/or foreign, issued and/or pending, design and/or utility patents.

©2014 Amarr Garage Doors  
Printed in USA Form #6520615/15M / GVS

Cover: Amarr By Design custom door