


LICK SKILLET QUILT GUILD NEWSLETTER



Volume 2, Issue 7

July 2014

A Word From Our President

The date of our "Quilts by the Lake" quilt show is rapidly approaching and we still have a LOT of things to get done!

The first and most important item is to get your quilts finished and turn in your entry forms. Since a picture is needed to attach to the entry form, it doesn't matter if the quilt is finished in the picture...we just need it for identification purposes. PLEASE turn in entry forms as soon as possible since both John and Karen need the information to plan the set-up and get the show programs underway. We need MORE quilts to be entered. Remember the goal of dinner for everyone offered by Anita and me if we have 200 quilts in the show! We are far from that goal!

You also should have received an email requesting that all advertisements and door prize donation promises be turned in no later than our July meeting. Again, Karen needs this information to be able to work on the programs. She is at a complete standstill on programs until we have this information.

Thanks to all those who have worked on making items for the Mercantile! We have priced all items that have been turned in so far. They are safely resting in our U-Haul storage unit. I know these items as well as the Flea Market items are taking up room at your houses. If you can bring all of these items to the next meeting or to my house, I will get them packed and stored. We talked about everyone just keeping their Flea Market items and bringing them priced to the set-up day. This still goes for magazines and books, but if you would like to store the rest in the storage unit you may get them to me.

Also, we are fast approaching the end of the year. Please be thinking how you would like to serve your guild in 2015 as an officer or committee chairperson.

I know the Quilt Show has been a lot of work; however, it has been fun for me. We've had to build from the ground up but the 2016 show should be much easier since we won't have to "re-invent the wheel." All committee chairs should keep some notes so we might discuss after the show what went right, what went wrong, how we can improve, etc. This info will be invaluable to the next show committee.

Thanks so much for all your ideas, work and friendship! I'll see you at our July meeting!

Carolyn

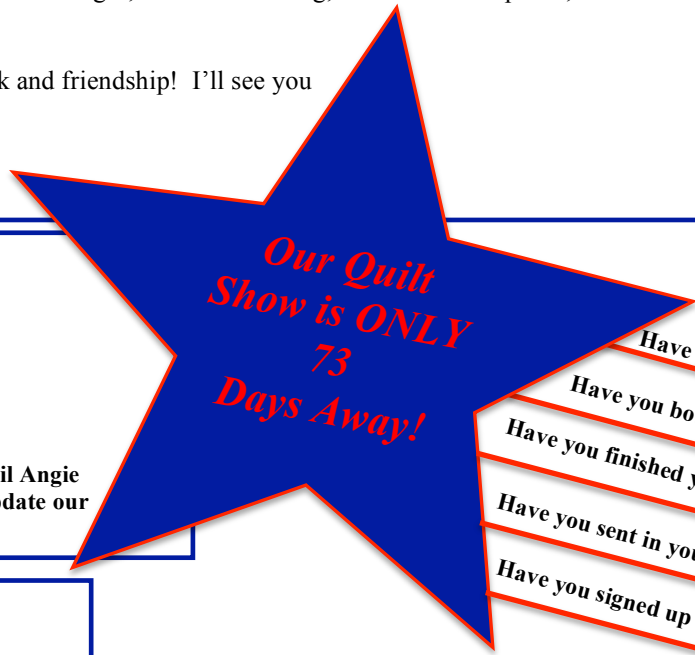
July Birthdays

12th Shannon Howard
18th Deb Saska
18th Molly Steenberg
18th Jane Wilson

If we've missed your birthday, please email Angie Dempsey at dempsey@charter.net to update our roster.

July Calendar

1st Quilt Show Meeting – 3:00 p.m.
4th Independence Day
14th Guild Meeting
19th Sew Day



- Have you signed up for a committee?
- Have you bought your T-shirt?
- Have you finished your quilts?
- Have you sent in your quilt entry form?
- Have you signed up for your work hours?

Mandy Johnson joined us for our June.
We hope to see her again!

July Program – Once again, this month we will not have a program for the guild meeting. As everyone knows, we have a lot of things to do for the quilt show. We will have the committee chairs cover where we are in each area. This will ensure that all members of the guild are informed of what has been done and what needs to be worked on. This will also give all members a chance to find out everything that is going to be occurring at the show and to offer their help where needed. The committee chairs will address each area and we will see what needs to be done. Also, those who have not signed up for a committee will be assigned to areas to work prior to and during the show.

Please make every effort to be at our meeting this month! Again, we need brains, hands and anything else you have to offer.


Please be patients until we get through our show. We plan to end the year with a couple of really good programs to make up for the months we have had to work so hard! Thanks for your patience!

July Refreshments:

Refreshments for our July meeting will be provided by Anita Fountain, Becky Everett, Carolyn Davis and Sandra Jean.

Thanks to Angie Dempsey, Brenda Mayfield and Shannon Howard for the great refreshments in June. Boy do they know how to feed a bunch of hungry women (and a man)!

**** If you haven't already, please remember to sign up for your time to provide refreshments! The sign up sheet is available at the each meeting.****



Where liberty dwells,
There is my country.

-- Benjamin Franklin

Monthly Fat Quarter Drawing –

Summer breeze makes me feel fine
Blowin' through the jasmine in my mind.

Our fat quarter theme for July is beach related prints. Any summer fabric will do. Think of your summer vacation at the beach – will yours be shells, water, flip-flops, fish.....?

Melissa West won the fat quarters (again) for! Is she lucky or what? Congratulations, again, Melissa!

Last Month's Program – As those of you who were at the June meeting know, we did not have our normal program time but instead worked on quilt show committees. Thanks to all of you who were there and helped or gave your input and ideas for the various committees and worked with a committee for the quilt show.

Thanks to all of you, our first quilt show will be a success!

Sew Day – Don't forget to mark your calendar and plan to join us.

Saturday, July 19th Room B

Room B is located on the right after you enter the building through the front door of the community center. The center will be open at 9:00 a.m. and we will wrap up around 3:30 p.m. since the center closes at 4:00.



QUILT HUMOR
Meet our quilt judge!



2014 Community Service Update –

to get a donation from someone you know who would willing to help the guild have enough baskets for our community service area of the quilt show. If you explain to them what we are doing and that the proceeds go to our chosen local charities, many will offer something to help out! We have baskets donations promised by vendors and some of you guild members. Anyone can donate a basket.

At the June meeting we revisited the charities that were nominated, 2nd Chance, Alabama Children's Home's Friendship House in Oxford and a needs-based scholarship. This was followed by a ballot vote on these three charities. Results were 2nd Chance, 25 votes; Alabama Children's Home, two (2) votes; and the scholarship, zero (0). The guild voted at the May meeting to purchase a refrigerator for the Oxford Adult Senior Center and to vote for a second charity to donate the remainder of the proceeds. Per the results of the voting, the two charities we will contribute to for 2014 are the Senior Center and 2nd Chance.

Also, don't forget the "Pretty Pocket" drain cover project. Any made will be given to Molly to take to the cancer center for patients going home with surgical drains. Directions are available on the guild website.

Upcoming Shows and Events

July

24-25 Tennessee Quilts' QuiltFest
Tennessee Quilts
114 Boone Street
Jonesboro, TN 37659
www.tennesseequilts.com

24-26 QuiltFest 2014
Boones Creek Christian Church
305 Christian Church Road
Gray, TN 37615
www.tennesseequilts.com/quiltfest

August

15-16 Quilts in the Boro 2014
Lane Agri-Park Community Center
315 John Rice Blvd
Murfreesboro, TN 37129
www.quiltingbees.org

Mystery Quilt– All 5 parts of the mystery quilt have been given out and hopefully you have completed yours.

If you have yours finished, even if it is just the quilt top, bring it to this month's meeting so that we can see everyone's project. It is going to be so interesting to see what all of the different prints and fabrics look like out of the same pattern!

Also, we hope to see these quilts entered into the quilt show!

This was a short project that was a good pattern for you quilter's no matter what you feel your expertise level is!

UFO Challenge --

Don't forget your UFO projects in the midst of the quilt show stuff. Hopefully this challenge will help you to have some of your projects completed to enter into the show! We have already gotten the prize for the UFO challenge drawing at the Christmas party so get busy on yours! Don't forget to bring your projects in as you finish them so you can be in the drawing. Remember, that also includes the challenge and the mystery quilt if you are doing either one.

If you haven't turned yours in this month will be the last chance to do so. Some of you mentioned that you still haven't turned yours in. Don't wait any longer if you want in the drawing at the end of the year. If you are a new member and aren't aware of the UFO Challenge, ask for a form! The form is available on the website!

QUILTER'S TIP

Always cut your bindings the same width and save your fabric left at the end of each quilt. Take these leftovers and join them together until you have enough to bind another quilt. Use on a scrappy quilt to enhance the scrappiness it!



Member Highlight! ***Each month a guild member is highlighted in the newsletter so we can get to know our members better.*

Meet Bernice Zaidel! Bernice currently lives in Jacksonville with her husband, Frank, where they have lived for the past five years. They have no children, however sometimes Frank is a child that she hasn't finished molding yet! She has been working on him for 32 years and has many more to go! Bernice presently works for FEMA and could probably be labeled as our government guru since she has worked for local, state and federal government agencies for the past 29 years. She is hoping to retire in six years. (We'll be helping count the time down!) Her most useful information to share from her work expertise is "Always be prepared for any event - think in terms of not just natural disasters; but also those events that may require your own individual survival skills. You need to think about what you would do if you were stuck in traffic on the interstate between exits for 4-6 hours or longer and be prepared with Food, Water, etc."

Bernice has been sewing since the 7th grade when she made an apron and got the bug. She sewed most of her clothes throughout high school because she was growing fast (six inches in one year) and in college where she couldn't afford to buy clothes and material was cheaper and feed sack could be gotten from the farm. While growing up Bernice was around her mother and grandmother quilting so her taking up quilting was inevitable. She started with a Quillow, went on a shop hop (we know she loves to shop!) and the rest is history. She didn't really begin quilting until her 50's and feels she still has a lot of years ahead of her to be creative and apply the useful technology available to help her in quilting. Her favorite technique is simple – not fancy; her least favorite is anything like stars with points. She is good at drunken geese but not one to be perfect in lines, points, etc. Bernice's other hobbies include reading, baking and cooking and her past times are camping and short hikes.

A Few of Bernice's Favorite Things:

Color: Earth tones – browns, peach, corals and greens

Foods: Veggies and fruits

Flower: Peony

Season: Fall

Holiday: Thanksgiving

TV: Food Network and History Channel Movie: Gone with the Wind

Actor: Tom Hanks

Music: Smooth Jazz and easy listening

Books: Mystery, especially those based on historical events

Place She Love to Go: National Parks and anywhere to do with history and geography/geology

If She Pick One Place to Travel – Any of the National Parks out West

Bernice's word that describes her is "easy-going" and her best attribute is flexible or adaptable. For others, she likes to help solve problems and her favorite quote is, "Don't sweat the small stuff." Sounds like she knows the same Bernice we do!

Lick Skillet Recipe Corner

Tortellini Bacon Broccoli Salad - Serves 10

2 9-oz packages refrigerated three-cheese tortellini

1 pound bacon

4 cups chopped broccoli

1 pint grape tomatoes, halved


2 green onions, finely chopped

1 cup bottled coleslaw dressing

Cook tortellini according to package directions, drain, rinse with cold water and refrigerate until cool, about 30 minutes. Place bacon in skillet and cook over medium-high heat, turning occasionally, until evenly browned, about 10 minutes. Drain bacon slices on paper towel-lined plate. Chop bacon into ½ inch pieces while still warm. Mix tortellini, bacon, broccoli, grape tomatoes and green onions in a salad bowl. Pour dressing on top, tossing to coat. Chill before serving.




JULY SHOW AND TELL




Angie Dempsey's
Baby Quilt



Julie Wells'
Christmas Tree
Wall Hanging



Cindy Launhardt's
I-Spy Quilt



Julie Wells'
Jar Wall Hanging




Pat Horn's
Star Quilt



Bev Schewanick's
Adult & Child Aprons



Bev Schewanick's
Kitchen Towel & Purse




Molly Steenberg's
Boy Scout Quilt



Molly Steenberg's
Elk Quilt



Mindy Steenberg's
Bib & Burp Towel



Mary Simmons'
Scissor Cases



Shawnee Weigt's
Mobi Wrap

Opportunity Quilt Update

Tickets sales for the opportunity quilt are going well. Many of you have gotten you tickets to sell. If you haven't gotten yours, remember to get them at this month's meeting. We also have the post cards you requested to show when you sell your tickets. Remember, we have only a little over two months until the drawing.



The quilt is presently being display at Pickleweeds Quilt Shop in Douglasville, GA. They asked to display the quilt and get tickets to sell for us. They will be one of our vendors at the quilt show and have really been promoting it. If you are in the Douglasville area, please take a few minutes to visit their store. They are really great people and are working hard for our guild.

**Our LSQG T-Shirts!
Buy yours today!**



Educational Corner – Notions, Just What Do I Need? Quilters have incredible notion choices available. Walk into a quilt store and you will literally see walls full of gadgets just for quilting. If you are just beginning quilt, where exactly do you start? If you have quite a few quilting years on you, you may just learn something here or just be reminded of something you haven't been doing! Anyway, Happy Quilting!

Scissors are absolutely the most important tool you need, but not just any plain scissors that have been around the house and used by family members. You need your own personal scissors that comfortably fit into your hand and are devoted only to cutting fabric, trimming threads, and opening stitching lines. You need different scissors: something small to trim threads; something pointed to get into tight spots for trimming; something large to help you cut through several layers of fabric easily.

Seam rippers wouldn't be needed if every seam we sewed was perfect, but it just doesn't happen that way. If you create an heirloom, then you want to be able to fix mistakes. It means ripping out stitches, and seam rippers come with a sharp edge to cut fabric. Seam rippers get dull with use - don't forget to replace yours.

What about **needles**? We grab a needle from the pincushion and thread it to sew on loose buttons but don't if you are going to quilt either by machine or by hand. Look at Quilting Between's if you are doing hand quilting: tiny, fine needles that go through fabric easily. Machine needles vary, depending on your needs. Needle sizes are important; the larger the needle size, the larger the eye of the needle; if you are working with specialty threads, a larger needle will keep the thread from breaking as you are sewing.

One of the best things you can do for your quilts is choose the appropriate needle. Basic straight stitching will use an 80 needle. and metallic threads a 90 needle. If topstitching or sewing heavy fabric like denim, look for needles that are specific to the task.

Which **pins** to use? You need to hold fabrics in place while you sew. Find pins that have glass heads to them; they are resistant to heat if you iron over them, and they are easy to see as you are sewing. Buy good pins. Cheap pins will pull threads and cause runs in your fabric.

Finding the right **iron** and **ironing board** matters. You do a significant amount of pressing when you are making a quilt. Pressing keeps seams flat and gives your quilt a professional look. Choose your iron carefully. Automatic shut-off is excellent, because you get involved and forget about whether or not you turned the iron off. Consider the weight of an iron: lightweight and yet durable enough for a lot of use. Don't forget your ironing board. You want a board at a comfortable height so you are not bending over while ironing. Replace your ironing board cover once a year. Covers get burned, get fusing on them, and generally wear out.

Thimbles are a personal decision. If you do a lot of hand sewing and quilting, look into a thimble. They come in simple metal, ornate metal, leather, and other materials. You want one that is comfortable and protects your fingers. Don't resign yourself to the first one you buy if you don't feel it protects your fingers. Try others until you are satisfied.

Everything else.....Once you start quilting you will be amazed at just what is available for tools. Good things to have on hand are Fray-Check for making sure edges don't unravel; a needle threader for lower light or aging eyes; marking pencils to mark seam allowances, quilting lines, and cutting lines; and sizing to restore a crisp finish to fabric.

Shopping for notions can be daunting when you first start quilting. Remember that not everything may work perfectly for you the first time. Look for other brands if you are not happy with your first choice.

Don't go "*cheap*" just to save money. You are making an heirloom, and your efforts deserve the best tools you can provide!

Quilt Show Update – Can you believe we are only a little more than 70 days from our show! A lot of things are happening but there are many more to do! Shawnee will be giving a more detailed update at our meeting this month. As of now, this is where we are --

Carol Bentley, Sue Gardner and Joan Hayden have been storing mercantile and flea market items at the home for the show and the items are taking up a lot of space. A climate controlled storage unit has been rented at U-Haul Rental in Oxford at a rate of \$49.95 a month for three months to store mercantile and flea market items in until the quilt show. We have put some of the items in storage and ask that you bring your finished items to the guild meeting so they can be taken to storage. If possible, please have your items priced when you bring them in.

Merchant donations and/or ads are due now. We are hoping that each member will be able to get at least one ad for our program or a donation to be used in a community service basket or door prize. We would like to be able to give door prizes out hourly throughout the show. We need the information from you so that the program layout can be done. Remember, the cost is =\$100 for a 4"x5-1/2" ad, \$50 for a 3"x4-1/4" ad, and \$25 for a business card size ad, 2"x2-3/4" ad.

The community service area will have baskets, etc. available for customers to purchase tickets for chances to win. Ticket costs will be \$.50 for 1 ticket; \$5.00 for 10 tickets; or \$10.00 for 25 tickets. We will use theatre tickets for this event. Proceeds will go to the Oxford Adult Senior Center and 2nd Chance. A display will be set up to show the guild past community service projects. Mary Simmons and Molly Steenberg will be working on the display and may ask for help in gathering samples of our projects, setting up the area, etc.

An order has already been placed for T-shirts and Becky will be placing another order. Each member should be wearing a guild T-shirt while working the show so that we can all be easily identified. The shirts are \$10, with the guild paying \$5 and the member \$5. If you wish to get a second shirt, the cost to you will be \$10. A sample of each of the sizes available will be at the meeting for you to choose your correct size.

Again, GET THOSE QUILT ENTRY FORMS IN. Forms were given out at the June meeting and are available on line. We need these forms with a 4x6 picture of each quilt as soon as possible to allow John (setup) and Karen (programs) time to do their work and continued planning. Remember, we must have a form for each quilt you enter.

Posters have been ordered for advertising the show and should be in by this month's meeting. Let Anita know if you have ideas on where a poster needs to be placed. These posters are approximately 18x11. Also, if you need postcards to give out or place in any business or facility, see Anita. We are beginning to have inquiries from Birmingham, Sylacauga and other areas but we can never advertise too much.

Again, thanks for all you've done and all you will be doing!!!

The Fabric Whisperer -- Don't try to tell me that fabric is not a living entity. Of course it isn't but it speaks to quilters, and we all know it. Sometimes we speak to it as well. Maybe you don't, but I know that I do. There are moments that fabric seems to have real life, and I can imagine what it is thinking. Indeed, it may even feel like a relationship is formed between me and my fabric. For example:

I am a fresh new bolt of fabric, waiting to be sold and stitched into something glorious. I hope the quilter who picks me buys all ten yards, so we can keep the family together. Just think of all the possibilities.

Look here! See my pretty colors? Notice how my mid-size pattern repeats? Just imagine how I would blend with that lovely stripe across the aisle.

That was the fourth person today who unwrapped a few yards, then smashed me back on the shelf. If I had a voice, I would say OUCH loudly every time that happens!

Finally. This is what the cutting table looks like! I am just so excited. I really like the other prints and that lovely brown solid that are all stacked here with me waiting to be cut. I am going to be made into something wonderful, I can just tell.

Oh dear. Now I know why they call it a cutting table! Someone sliced a yard off of me, and now I am back here on the shelf once again. How will I know what becomes of that yard?

See? It spoke to me, and I simply had to bring a piece of it home. No, I did not have a particular project in mind, but, well, it spoke to me. What more can I say?

To Be Continued --

Classified Ads

For Sale: Bernina 820 with Bernina Chest of Drawers and Cabinet. Includes Bernina accessories with all extra feet, 2 binder feet, etc. included. \$4000.00.

For Sale: Gammill Charm Sit Down Free Motion Long Arm Machine with table and chair included. \$6500.00.

For Sale: Gammill Statler Computer Guided Quilting Machine Version 5.0. 12-foot table. Larger Computer Monitor added to machine. All accessories that came with the machine when new are included. Red Snappers, Zippered Leaders (1 used and 1 new set). Many extras. 29000.00.

For information on the above items, call Joany Orsi at 770-597-8630 or you can see the Gammill machines at her shop, Pickleweeds Quilt Shop in Douglasville, GA. Images of the Bernina and cabinet are on the Pickleweedsquiltshop.com blog

For Sale: Wood grain laminate folding cutting table, folds to 12" deep by 36" wide by 36" high. Fully extended is measures 36"x84". \$35.00. Call Carol Bentley at 256-435-0991.

For Sale: EQ5 Electric Quilt Company's software system for designing quilts, calculating material needs, quilt layouts and more. Complete set of books and disks, never used, \$100. Call Terri Russell (Friendship Quilt Guild) at 256-832-3797.

This is a new part of our newsletter. If you have any quilting related items for sale and would like them to be listed here, please send to Anita at alfount@yahoo.com. The listing must be submitted in short classified ad format and received by the 25th of the month.

2014 Executive Board

President	Carolyn Davis
Vice-President	Anita Fountain
Secretary	Julie Wells
Treasurer	Becky Everett
Members at Large	Sidney Smith
	Valera Johnson

2014 Committees/Chairperson

Hospitality	Teresa Bonds
Membership	Angie Dempsey
Community Service	Mary Simmons
Opportunity Quilt	Julie Wells
Publicity/Historian	Molly Steenberg
Quilt Show	Shawnee Weigt

Lick Skillet Quilt Guild

Our Mission: To promote an appreciation of the art of quilting, to share knowledge about quilts and quilting, and to perform community service projects.

The Guild is a non-profit organization open to anyone interested in quilts or quilting. Monthly meetings are 5:30 p.m. on the second Monday of each month at the Friendship Community Center, 2930 Friendship Road, Oxford, Alabama 36203. Guests are welcome. Annual dues are \$25, renewable in January of each year.

Address changes contact: Angie Dempsey, 256-362-0035

Find us online at www.lickskilletquiltguild.com or www.facebook.com/#!/groups/455735277826951 or Lickskilletquiltguild.blogspot.com

Contributions to Newsletter are welcome. Articles and ads are due no later than the third Monday of each month. Contributions must be accompanied by name and phone number of the author. Any articles should be submitted in text files or hard copy by email message to Anita Fountain at alfount@yahoo.com.

2014 Quilt Show Chairpersons

Show Chairperson	Shawnee Weigt
Publicity	Anita Fountain
Programs	Karen Burnham
Vendors & Judging	Carolyn Davis
Hospitality	Bev Schewanick
Opportunity Quilt	Julie Wells
Admissions	Julie Wells
Quilt Receiving	Sidney Smith
Flea Market	Sue Gardner
Setup and Takedown	John Goff
Mercantile	Carol Bentley
Hostess/White Glove	Shannon Howard
Treasurer	Becky Everett

If the Friendship Community Center is closed for inclement weather, the Guild will not have its scheduled meeting or sew day for that day. If a meeting or sew day is rescheduled for another day, you will be notified by phone or email! Your safety is very important to us!