







Hairstyle Image	Description	Make-up
	<p><u>ALL Level 1 students (2-3 yrs)</u></p> <p>Half up/half down hairstyle</p> <ul style="list-style-type: none"> - Curled or straight but if your child has natural curls leave as is (hair elastic to match colour of hair). - Make sure to hairspray the front - no wispy bits. - No accessory as we provide one as part of your child's costume. <p><i>All student's hair must be done prior to arriving at the theatre.</i></p>	<p>There is no make-up required however if your little one would like to wear some make-up, they are more than welcome to, but they won't need anymore then the following -</p> <ul style="list-style-type: none"> ● Light pink lip gloss ● Blush ● Hint of mascara <p><i>NOTE: Please don't pack the following in your child's bag to the theatre as we don't want students to get make-up on their costume.</i></p>
	<p><u>ALL Level 2 students (4-5 yrs)</u></p> <p>Slick HIGH pony-tail hairstyle</p> <ul style="list-style-type: none"> - Curled or straight but if your child has natural curls leave as is (hair elastic to match colour of hair). - Use hairspray - no wispy bits. - No accessory as we provide one as part of your child's costume. 	
	<p><u>Students with very short hair</u></p> <p>e.g Bob haircuts</p> <ul style="list-style-type: none"> - Worn out neat and tidy with a clip to one side so it's pulled off the face. 	

	<p>- Black Hair-clips: <i>Target = \$4.00</i></p>	
	<p>ALL Boys</p> <p>Two options depending on hair cut -</p> <ol style="list-style-type: none">1. Slick comb over with gel.2. Spiky with gel or hairspray to hold in place.	