

# The Piecemakers News

Peninsula Piecemakers Quilt Guild

[www.ppqg.org](http://www.ppqg.org)

September 2020

Issue 34

Volume 9



Diane Zeimet	9/4
Jeanne Surber	9/6
Mark Fowler	9/14
Maryanne Schaeffer	9/18
Patsy Bowman	9/19
De Lovell	9/19
JoAnne Foudriat	9/23
Terry Hanson	9/23
Julie Russell	9/24
Pat Wright	9/30

## President's Message

Hope you are all doing well. It has been a long year and I really miss all of you. At this point, we cannot see a feasible way to meet. The places we normally meet are still closed and the size of the rooms also present a problem. I have polled the members via e-tree and the unanimous reaction was “no, I would not attend in September.”

We are in contact with Jennifer Moose at Sunshine Quilts who has offered to help with small meetings and Zoom meetings. I have asked the Coordinators/Program Chairs to work with her to see if there is a plan that will work.

Also, Lee is looking into the programs with David Sirota for October. He is not traveling but offering his lectures/classes as a Zoom meeting. We will present any opportunities to you when that is available.

Stay safe.

Jeanne Surber  
[barryswife@verizon.net](mailto:barryswife@verizon.net)

## UFO Challenge

Whenever we meet again bring your UFO 5 (if you did not show it in March), UFO 3 (due in May), UFO 6 (due in July), and UFO 2 (due in September).

Looking to the future UFO 4 will be due in November. We should have a super show and tell because no one can say they didn't have the TIME to complete their UFOs!

### UFO Queens

Lois Bates, 898-4640

Nancy Shrout, 898-4174




### Please Don't Forget...

... to wear your Guild Name Badge to every meeting. We want to get to know the name as well as the face! Those not wearing their name badges will be fined fifty cents.

Thank you to the members who continue to make face masks for Riverside Hospital. Thank you to Karen Carr for making 49 face masks in August. We have donated over 2,000 face masks to Riverside now. The need still exists for face masks at Riverside for outpatients and visitors to the hospital.

So I will continue to collect face masks through September and deliver them to Riverside. If you have adult or child size face masks to donate to Riverside, contact Gala Damato 757-872-6823 (H) or 757-746-0599 (C) [gala.damato@gmail.com](mailto:gala.damato@gmail.com) or pick up.





# Folding Quilts on the Bias AGAINST THE GRAIN

BY ANN FAHL



Stamp out  
the center  
crease.  
*Let's save  
our quilts!*

When I attend a guild show-and-tell, I find it distressing to see a beautiful quilt with big fold lines going right through the center. As quilts age, such furrows cannot be removed. For years, I avoided "the crease" by rolling my quilts to ship them to shows or teaching engagements. I had to purchase bulky shipping tubes to ensure my quilts would arrive wrinkle- and crease-free at their destinations.

Then, while having dinner one evening with other quilters, I learned a better way: one woman mentioned that she only folds her quilts on the bias. Of course! Folding fibers on an angle causes less crimping than folding them back on themselves. This could preserve the integrity of both the batting fibers and the yarns in the fabric. This was a life-changing revelation. I realized her easy technique could not only solve my shipping problem—my quilts now travel snugly in my suitcase, saving me a lot of money at the post office—but also ensure that quilts packaged for gifts, toted to guild meetings, or stored in closets would enjoy a long life.

I asked this woman where she had learned her simple, quilt-friendly technique. She replied that she had learned it from a friend, who had learned it from a friend, and so on. So now I'm passing it on to you with the hope that you will help stamp out the center crease. Let's save our quilts!

At first, this folding technique might seem awkward. Stick with it. Keep trying. Go to your quilt storage area and refold all the quilts you have—all you need is a flat surface for folding. Immediately you will feel how the bias folds are softer and more pliable than folds along the grain. **And now that you know this simple bias-folding technique, pass it on.** Tell your friends, your guild, the take-down committee at your local quilt show. Save the quilts of our generation for the next one. Help make all quilts crease-free. ♦

Ann Fahll is a quilt teacher, a prizewinning quilter, and the author of *Coloring with Thread*. She has been making and folding quilts since 1978.

## BIAS FOLDING TECHNIQUE

1. Lay the quilt flat.
2. Fold corners one at a time into the center of the quilt (Figs. 1-3).
3. Continue to fold in the corners until the quilt will fit into its shipping or storage container (Fig. 4).

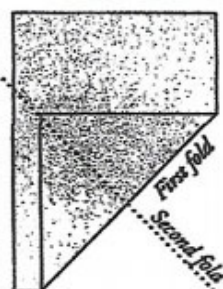


Fig. 1

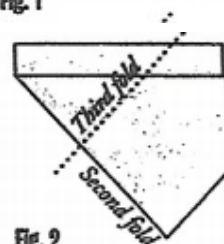


Fig. 2

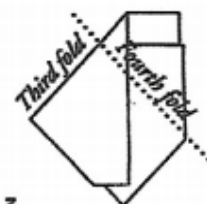


Fig. 3

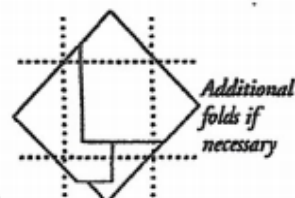


Fig. 4

**Please see below if you, or someone you know, may be interested in a position with Burlington Medical.**

**Message:** Good Afternoon

Burlington Medical, LLC., in Newport News is currently hiring Sewing Machine Operators on our 2nd Shift. The hours are Monday - Thursday; 2:45 p.m. - 1:15 a.m. If you know anyone who may be interested, please ask them to contact me at [susan.durant@burmed.com](mailto:susan.durant@burmed.com) or 757-968-5842.

Thanks,  
Susan Durant  
HR Manager

### **Piecemaker News**

The Piecemaker News is published monthly. Please send news items, articles, inquiries and advertisements to:

Linda Blotter

[lindabva93@gmail.com](mailto:lindabva93@gmail.com)

Deadline is the 22nd of each month.

Articles submitted after the due date will be published in the next issue of the newsletter.

Please note "PPQG Newsletter" in the subject line when submitting emails.

Articles for the October newsletter are due by September 22

Advertising rates (payable in advance) are:

Full page — \$50.00    Half page — \$25.00  
Quarter page — \$15.00    Business card — \$5.00

**Inclement Weather: Day and Night Chapters will follow Newport News School closures.**

## Raffle Quilt



### 2019-2020 Raffle Quilt

Take a Chance - Be a Winner - Send a message on our [Contact page](#) and we will pass it along to the Raffle Committee.

Price is \$1 per ticket or 6 for \$5.

Remember - no chance to win unless you buy a ticket.

Plenty of time - drawing will in November 2020.

Tickets are still available for the Raffle Quilt shown above. If you would like one, please call or email Mark and Kathy Fowler or Carol Pittman at 757-877-7206.

### **Riverside and CHKD Hospitals are needing baby quilts.**

A good size is 30" x 36" or larger. They need fabric hearts for babies in NICU, too. In August, two baby quilts were delivered to Riverside. On Aug. 11, nine baby quilts, five quilts for teens with cancer and 60 hearts were delivered to CHKD. Thank you to Lois Bates, Joan Kelly, Isobel Meekins, Pat McGough and Carol Pittman for their donations. A complete list of our Service Projects is on the PPQG website. The pattern for the hearts is there, too. Until we can safely resume our meetings, Joan Kelly and Gala Damato will pick up any Service Project quilts and deliver to Riverside and CHKD.



## Old Quilt

I have a friend who has an old quilt from the 30s or 40s. She wants to give it to someone who can restore or preserve it. Any ideas or takers? Pictures below.

### Contact:

Helene Jubie — [hfjubie60@gmail.com](mailto:hjubie60@gmail.com)



## Local Workshops

Local workshops are temporarily on hold due to the Covid19 virus.

We will reschedule them as soon as it is safe to do so. If you have signed up and paid for Isobel's Bargello class and would like a refund, please let me know so I can take care of that for you. If you have workshop ideas, please let me know.

My contact info is: [cmc-cfowler@cox.net](mailto:cmc-cfowler@cox.net) and 757-329-4058.

Thank you for your patience and stay safe and healthy.

Cathy Fowler, Local Workshop Chair

## Do you like to crochet?

If any members like to crochet, Riverside Hospital has asked for crochet hats for babies. Marilyn Barr made these nine cute hats and mailed them from South Carolina. She has moved from Poquoson to Greenville, South Carolina to be near family.



## Officers 2019—2020

President	Jeanne Surber	757-719-6676	barryswife@verizon.net
Vice President	Lee Taylor	804-577-7272	lee@sewlovelee.com
Executive Secretary	Barbara Linde	757- 867-7909	blm221@aol.com
Executive Treasurer	Ingrid Kross	757-867-7617	imkross@gmail.com
Day Coordinator	Rita Crawford	757-766-1895	<a href="mailto:lovetoquiltinva@gmail.com">lovetoquiltinva@gmail.com</a>
Day Chapter Secretary	Vicki Marsh	757-877-6182	vpricemarsh@verizon.net
Day Chapter Treasurer	Gina Vivian	757-873-0806	soonerrph@icloud.com
Night Chapter Coordinator	Marilyn Rivera	757-875-1833	mademarilyn2@gmail.com
Night Chapter Secretary	Carol Richardson	757-256-6412	quiltva@aol.com
Night Chapter Treasurer	Pat McNabb	757-593-7805	ppate372@gmail.com

## Volunteers 2020-2021

Membership	Debbie Moore	874-4323
Web Coordinator	Linda Odell	869-6314
Newsletter	Linda Blotter	234-0196
Workshops	Cathy; Mark Fowler	833-6035
Circulation	Debbie Moore	874-4323
E-Tree	Linda Odell	869-6314
Property Mgmt.	Shonda Berry	660-3584
Challenge 2020	Maggie Wampler	720-227-4851
Sunshine	Sandy Barnes	249-2928
Fall Festival Chair	Candy Byrd	232-6495
	Susan Waddles	886-0728
Service Projects	Joan Kelly	833-3921
	Candy Byrd	232-6495
2020 Raffle Quilt	Carol Pittman	877-7206
Honor Quilts	Trina Murray	880-9209
	Isobel Meekins	874-4750

## Day Chapter

Monthly Minis	Amy Mazich	867-7667
	Kathy De Carlo	875-2931
Block of the Month	Pat McGough	877-3818
	Marilyn Rivera	875-1833
Hospitality	Pat Sappenfield	224-0247
Programs (Temp)	Barbara Linde	867-6285
	Denise Vassar	599-6285
Parliamentarian	Monica Brogan	869-5716
Historian	Vacant	288-8244
Librarian	Lisa Hartman	810-8157

## Night Chapter

Monthly Minis	Joy Duke	838-1043
	Nancy Garnett	838-1716
Greeter	Vacant	
Block of the Month	Denise Vasser	599-6285
Hospitality	Goldie Fields	766-8503
Programs	Barbra Linde	867-7909
Parliamentarian	Debbie Martin	214-1876
Historian	Karen Carr	288-8244
Librarian	Lisa Hartman	810-8157