

# The Piecemakers News

Peninsula Piecemakers Quilt Guild  
[www.ppqg.org](http://www.ppqg.org)

March 2021

Issue 35

Volume 3



## President's Message

Thanks to everyone who showed up for our first outdoor meeting!! I think it was a success & the weather cooperated!! It was a little windy but the sun was shining so that was a good thing!

Sweetie Davis	3/1
Andrea Kondor	3/
Debbie Martin	3/1
Jeff Cleveland	3/9
Jane Sundberg	3/9
Anne Jones	3/10
Patty Swan	3/11
Linda Blotter	3/12
Sharon Potter	3/14
Marilyn Rivera	3/16
Linda Tozier	3/19
Susan Waddles	3/26
Barbara Hass	3/28

We collected an entire van full of items for Roy Mitchell & the young men at the Correction Center. Lisa's van was overflowing!

We drew for the 2020 raffle quilt and Toni Boldy was the winner (picture will be on the website when received). Kathy Fowler called and left her a message.

We have a few new things in the works for the upcoming months. Stay tuned to your email for the updates!!

Jeanne Surber  
[barryswife@verizon.net](mailto:barryswife@verizon.net)  
757-719-6676



**Pictures of the winners will placed on the web.**



## **Honor Quilt thank you**

I would like to thank Lisa Hartman for graciously volunteering to co-chair honor quilts with me, after Isobel Meekins stepped down.

There are 53 honor quilt tops that are in need of being quilted. Any long-armers or anyone that is comfortable quilting, your help will be greatly appreciated at getting these tops quilted. If we can get just a few done each month, that will be a tremendous help. I will gladly deliver to you and pickup when completed. Call Trina Murray 757-880-9209.

I would like to take this opportunity to thank Pat McGough for her continued support of making and donating honor quilts on a very regular basis. Also, thank you to Yvette Cienski for taking honor quilts to Heartland Hospice that presents them to veterans in their care.

## **UFO**

All the prizes are in the vault and will be handed out to the UFO participants at the next PPQG meeting, whenever that may be. Thank you to the PPQG board who allocated money to purchase some prizes and to Sunshine Quilt Corner who donated three prizes.

Lois Bates, 898-4640, [valobo@aol.com](mailto:valobo@aol.com) & Nancy Shrout, 898-4174, [bandnshrout@verizon.net](mailto:bandnshrout@verizon.net)



## Fabulous February Frolics

The Hilton Baptist Church parking lot was buzzing with activity on Saturday, Feb.20. Members enjoyed brilliant sunshine, brisk air, and outstanding companionship at our first outdoor meeting. We successfully managed to safely visit, catch up on news, collect birthday fat quarters, and show off finished projects.

Thanks to our generous members, Lisa Harman's van looked fuller than Santa's sleigh with donations for Roy Mitchell and his quilting program at the Bon Air Regional Correctional Center. We collected books, patterns, notions, tools, fabric, and a few sewing machines. Many thanks to Lisa for organizing this activity, and for delivering the goodies to Roy.

Rhonda Gianturco turned the back of her SUV into a mini-classroom to display samples for her upcoming Make-It-Your-Own Ohio Star Quilt Project. Many of the attendees enthusiastically registered. There's plenty of room for more, so see the separate article about the class.

Mark and Cathy Fowler sold tickets for the Raffle Quilt. The winner was drawn at the end of the meeting. One fun activity was admiring each other's masks. We *oohed* and *aahed* over the variety of fabrics and embellishments.

There were several different styles, so we discussed the merits and drawbacks of each. Natalie Hutchinson has supplied a link to a pattern for hers, so check that out elsewhere in the newsletter.

Many thanks to our President, Jeanne Surber, and to the Board members who made this meeting possible. We're delighted that so many members participated. The February Frolics was such a success that we're now in the planning stages for Marvelous March Mingling. Stay tuned for the time and date!

## Service Projects by Gala Damato

These are three of the quilts given to Heartland Hospice the end of January. This year we will continue to support Riverside and CHKD with baby quilts and fabric hearts for their NICUs. See the website for more details of PPQG Service Projects.



Contact Joan Kelly at 757-833- 3921 [kellyjl@cox.net](mailto:kellyjl@cox.net) or Gala Damato at 757-872-6823 [gala.damato@gmail.com](mailto:gala.damato@gmail.com) to pick up your service project items.



## Officers 2020—2021

President	Vacant		
Vice President	Vacant		
Executive Secretary	Barbara Linde	757-867-7909	blm221@aol.com
Executive Treasurer	Vacant		
Day Coordinator	Rita Crawford	757-766-1895	<a href="mailto:lovetoquiltinva@gmail.com">lovetoquiltinva@gmail.com</a>
Day Chapter Secretary	Vicki Marsh	757-877-6182	<a href="mailto:vpricemarsh@verizon.net">vpricemarsh@verizon.net</a>
Day Chapter Treasurer	Vacant		
Night Chapter Coordinator	Marilyn Rivera	757-810-0769	<a href="mailto:mademarilyn2@gmail.com">mademarilyn2@gmail.com</a>
Night Chapter Secretary	<b>Vacant</b>		
Night Chapter Treasurer	<b>Vacant</b>		

Officer positions with **Vacant** beside them need to be filled soon for voting on before June 1, 2021 arrives.

## Volunteers 2020-2021

Membership	Debbie Moore	874-4323
Web	Linda Odell	869-6314
Newsletter	Linda Odell	869-6314
	Lisa Hartman	810-8157
Workshops	Cathy/Mark Fowler	833-6035
Circulation	Debbie Moore	874-4323
E-Tree	Linda Odell	869-6314
	Lisa Hartman	810-8157
Property Mgmt.	Shonda Berry	660-3584
Challenge 2021	<b>Vacant</b>	
Sunshine	Sandy Barnes	234-2928
Fall Festival	Lisa Hartman	810-8157
	Trina Murray	880-9209
Service Projects	Joan Kelly	833-3921
	Candy Byrd	232-6495
2021 Raffle Quilt	<b>Vacant</b>	
2022 Raffle Quilt	Debbie Cross	
Honor Quilts	Trina Murray	880-9209
	Lisa Hartman	810-8157

## Day Chapter

Monthly Minis	my Mazich	867-7667
	Kathy De Carlo	875-2931
Block of the Month	Pat McGough	877-3818
	Marilyn Rivera	810-0769
Hospitality	Pat Sappenfield	224-0247
Programs	<b>Vacant</b>	
Parliamentarian	Monica Brogan	869-5716
Historian	<b>Vacant</b>	
Librarian	Lisa Hartman	810-8157

## Night Chapter

Monthly Minis	Joy Duke	838-1043
	Nancy Garnett	838-1716
Greeter	Denise Vassar	
Block of the Month	<b>Vacant</b>	
Hospitality	Goldie Fields	766-8503
Programs	<b>Vacant</b>	
Parliamentarian	Debbie Martin	214-1876
Historian	Karen Carr	288-8244
Librarian	Lisa Hartman	810-8157



Help your Guild be the greatest. Get a partner and share the duties. Contact your Guild President, Jeanne Surber, if you would like to serve.



## Sunshine Quilt Corner, LLC

Sunshine Quilt Corner, LLC  
757-596-7397  
[www.SunshineQuiltCorner.com](http://www.SunshineQuiltCorner.com)

Working to keep you in stitches without sitting on pins and needles, the folks at Sunshine Quilt Corner want to let you in on some exciting news!



First of all, we're working on a "**Virtual Wall of Fame**" so that our sewing friends can share their masterpieces, even if the guilds are not meeting in person, or in very small numbers. The concept is that we'll accept pictures and a small article talking about the sewist/quilter, the project's inspiration, or anything else that might help make the post interesting.

Next up, Sunshine Quilt Corner is committed to serving the local community, so we have a monthly Charity Sew Day. Some lucky organization gets the benefit of volunteers putting together some really neat projects. Some of our past projects have included: stuffed animals for children's hospitals; mastectomy pillows; curtains for a cat shelter to put across the crates and ease stress; mommy hearts for a local NICU; this month,

Angel Quilters is hosting the project. In March, we're working on mug rugs for an assisted living facility and in April will be dog beds from all our fabric scraps. If you've got some spare time and are willing to share your talent, please consider joining us for one. Our new hours Monday-Thursday 10 a.m. to 5 p.m., Friday 10 a.m. to 8 p.m., Saturday 9 a.m. to 4 p.m. and Sunday - closed.



[lee@sewlovelee.com](mailto:lee@sewlovelee.com)  
804-438-5800  
4504 Irvington Rd.  
Irvington, VA 22480



**Joyous Applique Designs** is now offering appointments in my home for you to shop for Applique patterns, Valdani perle cotton and bamboo felt. Call 757-838-1043 for a time to shop or visit my website [www.JoyousAppliqueDesigns.com](http://www.JoyousAppliqueDesigns.com). Prefer contactless pickup, please call to place your order and let me know when you would like to have porch pickup or delivery to your vehicle. porch pickup or delivery to your vehicle.





Thank you to Linda Odell, Vicky Marsh and Trina Murray for all of the hard work you did sorting and boxing up all of the donations we received.

We ended up with several large boxes of usable fabric, rulers and cutting boards, as well as a large box full of notions, and several sewing machines. Thank you to all of our fellow quilters for their generous donations. I am amazed at the outpouring of support for Mr. Michell, at the Bon Air Juvenile Detention Center. Hopefully, he will be able to speak at our guild meeting soon. Thank you again to all.



## Make-It-Your-Own, Ohio Star Quilt Project

With Rhonda Gianturco using Zoom  
and written instructions  
Go to the Member's Only for more information!

**Thanks for all donations to the Newsletter— I will put most of the information on the Website. Check back later.**  
**Linda**



## Masks by Natalie Hutchinson - These instructions will be on the Website.

I went to the Guild meeting on Saturday and wore a mask (just like everyone) and there was much interest in this particular design. A few people asked if you would publish the website/youtube video info in the newsletter. You must register on her website in order to get the free pattern.

<https://www.orangedotquilts.com/simplemask/simple-mask>

I have made a few modifications to the pattern.

**First:** watch the video!!! She has added some easier steps in the video.

[https://m.youtube.com/watch?v=UaZBm\\_V8Flg](https://m.youtube.com/watch?v=UaZBm_V8Flg)

**Second:** instead of 10 X 16-1/2 piece of fashion fabric, I use one 10 X 8- 1/2 of fashion fabric and one 10 X 8- 1/2 of lining (white or cream) fabric. I sew the two pieces together, 1/4-inch seam, along the 1- inch side, right sides together. Then fold on seam line with wrong sides together, and press crease at seam line. **See Photos 1 and 2.**

**Third:** I do not use batting inside the mask. Instead, I use a piece of sew-in only interfacing. **See Photo 3.**


**Fourth:** I do not use her wire. Instead, I use plastic-coated wire that is found on bread bags, or in the gardening section of Lowes/Homedepot. **See Photo 3.**

**Fifth:** For the elastic, I do not sew it into the binding. Instead, I sew the binding on one side, press in the three edges, and lay the elastic (12 inches of 1/8-inch elastic) in the casing before sewing the casing closed. I loosely knot the elastic before sewing the binding down. By not sewing the elastic into the seam as she does, I allow the wearer to adjust the length of the elastic as needed. **See Photos 4 and 5.**

Completed mask **See Photo 6.**

If anyone has questions, I am available at 757-775-9021 If there is enough interest, MAYBE we can have a zoom class. I do not know how to do that but am willing to learn. Let me know if the **6 photos** came through.

Natalie Hutchinson  
757-775-9021  
[nhutchin@odu.edu](mailto:nhutchin@odu.edu)



**Pictures will be  
larger on the  
website .**

# Odds & Ends

## March Meeting

We will be holding the March meetings via Zoom at the regular meeting times. That's Tuesday, March 9 at 7 p.m. and Friday, March 12 at 10 a.m. We will send the Zoom links and passwords to everyone on Monday, March 8. We will also be reaching out to committee chairs and program coordinators for their input. If you have questions about Zoom, check the website at <https://zoom.us>, or contact Barbara Linde at [bmlquilt@gmail.com](mailto:bmlquilt@gmail.com) or 757-867-7909.

We may also hold another drive-through meeting at the Hilton Baptist Church parking lot. Linda will send an E-Tree messages with the time and date.

Please join us for as many of the meetings as you can.

## From our Executive Secretary

Just saw the Governor's update on outdoor social gatherings and it looks like gatherings are still limited to 10 people outdoors, with masks and social distancing. Oops for us last Saturday! (I did not realize that, I thought it was more.)

Barbara Linde



**Inclement Weather**  
Day and Night Chapters will follow  
Newport News School closures.



Portable sewing machine table for sell. I got a new table and don't need this one. If anyone is interested let me know and I'll consider any offers. I also have an insert for a Bernina 550 and a Babylock symphony.

Debbie Martin  
757-214-1876





## UFO Challenge

Your UFO Queens have not forgotten about you and have your prizes in a safe place. Depending on plans for March we will try to hand them out then or at a future meeting as soon as possible. If you would like to be the first **UFO Princesses**, call your Guild President. Our UFO Queens are passing the baton.

### UFO Queens:

Lois Bates at 898-4640 or [Valobo@aol.com](mailto:Valobo@aol.com)

Nancy Shrout at 898-4174 or [bandnshrout@verizon.net](mailto:bandnshrout@verizon.net)


## Make-It-Your-Own, Ohio Star Quilt Project

With Rhonda Gianturco using Zoom and written instructions

PPQG is invited to join me for a make-it-your-own, Ohio Star Quilt project using written instructions and Zoom meetings. We will be making pieced units for the star, the center, and the corners of the basic Ohio Star pattern that you will mix and match to make it your own. We will meet on Zoom on the third Saturday of each month starting March 20 from 10:30 a.m. to 4 p.m, and we will continue until we have finished our quilts. Written instructions, including fabric cutting and pattern printing, will be sent out a week in advance.

Since this is our first Zoom-based project, and we haven't been together for almost a year, the Board has decided to offer this class for free. Participants are encouraged to make an extra block each month and donate it to be used in a charity quilt.

For further details, please see the flyer on the PPQG website. To register or for Zoom related questions, please email Barbara Linde, [bmlquilt@gmail.com](mailto:bmlquilt@gmail.com). If you have questions about the Ohio Star program, please contact Rhonda Gianturco, 757-329-8878, [rgianturco@gmail.com](mailto:rgianturco@gmail.com). We look forward to working with you!



# Comments from Members about David Sirota's Classes

## by Barbara Linde, Executive Secretary

David Sirota had been scheduled to be our national speaker in October, but due to the COVID restrictions, we were not able to meet in person. Thanks to Lee Taylor's work with scheduling, and David's technical know-how, we were still able to offer his two classes, Storm at Sea and Fractured Maple Leaf.

David has developed a technique for offering his classes via Zoom. It works well, and in some respects, is even better than attending a class in person.

There's no need to do all of the packing, unpacking, setting up, breaking down, and totting everything home again. Anything you need is within arm's reach. When class is over, you keep right on sewing.

Downloading the Zoom app and then signing onto the meeting are quick and easy. You can do it from any computer, tablet, or smart phone. David sends out a link, so all you need to do is click on it and you're in. He asked us to keep our cameras on and our microphones open, so we could see and chat with each other. He had opened both classes to others, so our PPQG members met other quilters from all over the U. S. and one woman from England. It was fun to chat and check on each other's progress.

David uses three cameras: one to focus on him while he's lecturing, another on his sewing machine, and a third on his cutting board. It's easy to see what he's doing at all times. (For a short person like me, it's easier to see him on Zoom than trying to look over tall people in person.) We were able to watch him demonstrate a step, and then follow along with him as he repeated it.

The six hours zoomed by. The Internet connection worked well, and there weren't any interruptions. Several of us commented that we got more done than we would in an in-person class. David answered questions, gave us tips, and kept up a lively banter. He quite skillfully moved us along, so that everyone was finished at least one block by the end of the class..

See a lot more comments at the following website:

<https://www.quiltmavendave.com/testimonials>



# Editor's Note

## Piecemaker News

The Piecemaker News is published monthly. Please send news items, articles, inquiries and advertisements to: Linda Odell (ppqgetree@gmail.com) Please note "PPQG Newsletter" in the subject line when submitting emails. April 2021 newsletter articles are due on or before March 22 - articles submitted after the due date will be published in the next issue of the Newsletter.

Advertising rates (payable in advance) are:

Full page-\$50    Half page-\$25    Quarter page \$15    Business card-\$5

**Members may advertise free.**

A big thank you goes out to Lisa Hartman for agreeing to proof and being the back up for the Newsletter and E-tree system. If you have questions, please let us know.

**Special activity will be advertised in the next couple of months.  
Be ready. Keep looking!**

## News Update

From our Executive Secretary

Just saw the Governor's update on outdoor social gatherings and it looks like gatherings are still limited to 10 people outdoors, with masks and social distancing. Oops for us last Saturday! (I did not realize that, I thought it was more.)

Barbara Linde



## Proposed Budget - 2021 Treasurer's Accounts

	CHAPTER ACCOUNTS	DAY BUDGET	NIGHT BUDGET
<b>Income:</b>	Block of the Month	900.00	600.00
	Executive Transfer	1,800.00	1,800.00
	Miscellaneous	-	-
	Monthly Mini	600.00	550.00
	Programs	-	-
	<b>Total Income:</b>	<b>\$ 3,300.00</b>	<b>\$ 2,950.00</b>
<b>Expenses:</b>	Block of the Month	600.00	250.00
	Door Prizes/B'day Ft Qtrs	300.00	300.00
	Historian	-	-
	Miscellaneous	100.00	100.00
	Programs	2,300.00	2,300.00
	<b>Total Expenses:</b>	<b>\$ 3,300.00</b>	<b>\$ 2,950.00</b>

### Executive Income

EXECUTIVE ACCOUNT	EXEC BUDGET
Advertising	100.00
Challenge	150.00
Community Service	450.00
Guild Programs/Workshops	1,200.00
Library-fines/sales	100.00
Local Workshops	1,413.00
Membership-dues	6,000.00
Miscellaneous	100.00
PPQG Honor Quilts	
Quilt Show/Symposium	
Raffle Quilt	1,500.00
Sales	300.00
Transfer from CD	
UFO	200.00
<b>Total Executive Income</b>	<b>\$ 11,513.00</b>

### Executive Expenses

Challenge	150.00
Community Service	25.00
Equipment	100.00
Facilities	500.00
Guild Programs/Workshops	2,500.00
Insurance	
Library-books	
Local Workshops	549.00
Membership/Circulation	100.00
Miscellaneous	1,700.00
PO Box Rental	154.00
PPQG Honor Quilts	
Quilt Show/Symposium	
Raffle Quilt	100.00
Sales	50.00
Square Fees	
Storage Unit	1,610.00
Sunshine	25.00
Transfer to Day/Night	3,600.00
Transfer to CD	
UFO	200.00
Website	150.00
<b>Total Executive Expense</b>	<b>\$ 11,513.00</b>

\*\* These monies are to be used specifically for these activities. They will not be listed as a budgeted item. Honor quilt records are kept separately. Quilt Show/Symposium records are kept separately.

\$7,262.43 belongs to Quilt Show/Symposium

\$1,018.18 belongs to PPQG Honor Quilts

