


Regulator

A Dialectical Behaviour Therapy skills workbook



About this book

This work book includes a summary of strategies you will learn about in group therapy.

Skills included in this book are designed to help you regulate your reactions to distress and painful events, regulate relationships, and regulate emotions.

This book is yours. You should add notes, draw, and decorate your book in any way that will remind you of the discussions and exercises you participate in during group therapy time.


**MISSION
AUSTRALIA**

fare

Foundation for Alcohol
Research & Education

Mindfulness

Mindfulness is a skill to help us slow things down and be in the **here and now**. Mindfulness can also help us to **balance** facts and emotions to come up with the solution that best meets our needs and substance use goals.



Mindfulness

What to do

Observe the situation using your 5 senses. Be sure to focus on what is around you, and also what is happening within you, i.e., thoughts and feelings.

Describe the situation by putting words to the experience. Be specific and don't use labels.

Participate
wholeheartedly in the moment!

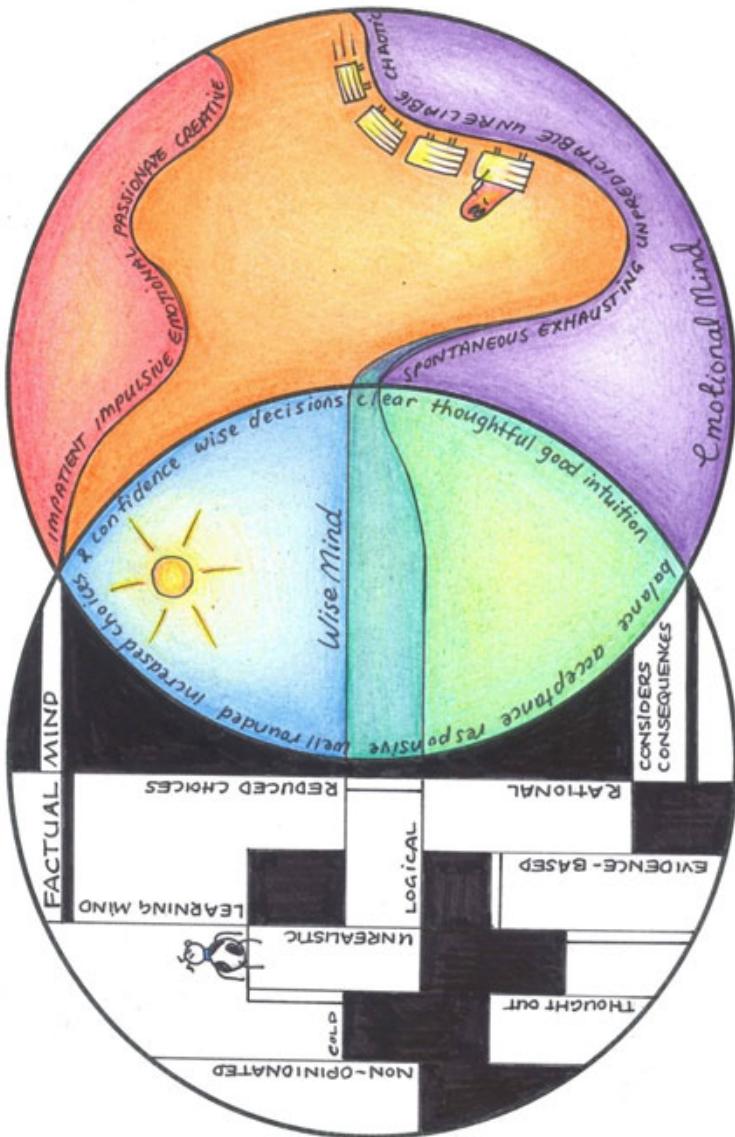
How to do it

Non-judgementally. It is important not to judge yourself or others.

Effectively. Do what works and let go of things holding you back, e.g., worry thoughts, pride etc. Consider short and long term goals.

One-mindfully. Focus on your specific objective and do what works to get that goal met.

The Three Mind States



Tips to get into Wise Mind

First **scan** to see which **mind state** you are in.

- If you are in emotion mind, check out the facts - ask yourself who, what, when, where? Use your 5 senses to ground yourself in the present moment.
- If you are in factual mind, **get in touch with how you feel** - scan your body for emotions, ask yourself how a friend would feel in the situation.

Notes

Distress Tolerance

Distress tolerance skills are healthy ways to **survive the moment** of distress, or crisis, **without making it worse**. These skills will not solve the problem and should only be used in the short term to help get us through, and **back into wise mind**.



Distress Tolerance

When to use distress tolerance skills

- When distress is intense but it is an inappropriate time to solve the problem (e.g., at work, in social settings, etc.)
- When the problem can't be immediately solved (if you have the solution and it is an appropriate time, then do it!)
- When the problem can be solved and you have the skills, but you can't use them as you are overwhelmed, tired, etc.
- When you are experiencing intense urges to behave in a way that your wise mind would not recommend

Tip! Remember that overuse of these skills can lead to avoidance.

Notes

Distract Using ACCEPTS

Activities

Comparison


Contribution

Emotions

Pushing away

Thoughts

Sensations



My Distraction Strategies

Self Soothe

Comfort and be kind to yourself. Engage your 5 senses- **smell, taste, see, hear and touch.**

Self-soothing works by reducing the physiological arousal associated with distress.

When you are in a more **relaxed state**, your body feels better and responds in a healthier way than when you are stressed.



My Self Soothe Strategies

See	
Hear	
Taste	
Smell	
Touch	

Tip! Create your own virtual self soothe kit by signing up to Pinterest and saving pictures, videos and music to a secret Pinboard. When you are feeling distressed, simply sign in and view the things that comfort you. You could also do this with a real self soothe box in your room; place photos, perfumes, CD's, lollies, stress balls or whatever works for you, into a box and have it close by for when you feel distressed.

IMPROVE the moment

Imagery

Meaning

Prayer or meditation

Relaxation

One thing in the moment

Vacation

Encouragement



Notes

Pros and Cons

When we are distressed we often act on impulsive urges that will make us feel better in the **short-term**. To encourage deliberate reflection on short and long term outcomes, use a 4 column pros and cons list to identify the positives and negatives of acting on the urge. Remember to use your mindfulness skills to **objectively** describe the situation, the urge and the **potential outcomes**.



Pros and Cons

The crisis _____

The urge _____

Pros of acting on the urge	Cons of acting on the urge
Pros of <u>not</u> acting on the urge	Cons of <u>not</u> acting on the urge

Urge Surfing

It is important to remember that emotions and urges do not last forever; they swell, crest and subside. Use your mindfulness skills to **'ride the wave'** without judging, countering or acting on the craving.



Notes

Effects of Substance Use

Willingness versus Wilfulness


Suffering = Pain + Non-acceptance of reality.

It is a **choice** to accept and be **willing** rather than wilful.




Interpersonal Effectiveness

Interpersonal effectiveness skills are strategies to build and **maintain healthy relationships** and to communicate our needs effectively, whilst balancing the needs of others.



Dialectics and the Middle Ground

1. Move away from "either-or" thinking to "both-and" thinking. Avoid words like "always" and "never."
2. Be **descriptive**.
3. Look for the kernel of truth in each position.
4. Practice looking at other points of view and find both sides of the story.
5. Accept that different opinions can be legitimate and that no one has the absolute truth.



Communicating Effectively

Describe

Express


Assert

Reinforce

Mindful

Appear confident

Negotiate



Tip! Make sure you also focus on your goal; is it (1) to get an objective/need met (2) to maintain a healthy relationship or (3) to maintain your self-respect? It might be all three, but prioritise what's most important before planning how and what to communicate!

Notes

What Else to Consider When Making a Request or Saying No

Ability	Is the person able to give me what I want? Do I have what the person wants?
Timing	Is this a good time? Is the person in a good mood? Is this a bad time to say no?
Preparation	Do I have all the facts I need? Am I clear about what I want? Is the person's request clear? Do I know what I'm agreeing to?
Rights	Is the person morally or legally required to fulfil my request? Am I morally or legally required to agree?
Relationship	Is what I want appropriate to the current relationship? Is what the person is asking for appropriate to the relationship?
Give and Take	What have I done for them recently? Am I giving as much as I'm asking for? Do I owe them a favour? Does this person do a lot for me?
Long vs. Short Term	Will not asking create some short-term peace, but cause more problems in future? Is giving in to short-term peace more important than the long-term welfare of the relationship? Will I eventually regret or resent saying no?
Respect	Will making this request compromise my self-respect? Will not asking do so? Will saying no make me feel bad about myself? Will not saying no make me feel bad about myself?


Keeping Good Relationships

(be) **G**entle

(be) **I**nterested

Validate

(use an) **E**asy manner



Tips for Saying No if you're Offered Substances

- **The 3 D's: Delay, Distract, Decide.**

Find something else to focus on so that you can delay acting on the urge. Decide whether or not it's a good idea to use, at a later time. (e.g., say to a friend, can we go and watch a movie and talk about this later?)

- **Avoid excuses**

Practice assertiveness.

- **Suggest an alternative** (e.g., no thank you, but do you want to go grab a coffee?)


- **Change the subject** (e.g., no thanks, but how have you been, I haven't seen you for ages?)

- **Challenge the person/ ask for a change** (e.g., if we're going to stay friends I have to ask that you don't pressure me to use.)


Notes

Emotion Regulation





Emotion Regulation skills are strategies to reduce vulnerability to emotion mind. They are about learning to **identify and manage emotions**, and looking at how emotions arise.



Emotion Regulation: Model for Describing Secondary Emotions



Primary and Secondary Emotions



Prompting Event:

Interpretation or self-talk:

The experience of the Emotion:

Action Urges:

Expressing and Acting upon the
Emotion:

The After-Effects of the
Emotion:

Interpretation or self-talk:

..... continued.

Notes

Reducing Vulnerability to Emotion Mind

(treat) **P**hysical **I**llness

Eat healthily

Avoid mood altering substances


(get adequate) **S**leep

Exercise



Acting Opposite

Identify the action urge associated with your emotion. If it is **unjustified** or **unhelpful**, throw yourself 100% into doing the opposite action to the urge. Remember your physical behaviour directly impacts and influences your mood and thinking.



Build Positive Emotional Experiences

Regularly plan to do something you enjoy.

Build Mastery

Regularly plan to do something you're good at, and plan to practice something you want to get better at.

Things I'm good at now

Things I want to develop mastery in



Valued Living

Be mindful of what's really important to you and try to make choices that are in line with these values.



Notes

Notes

Notes

Notes

Mission Australia helps people regain their independence - by standing together with Australians in need, until they can stand for themselves.

Contact us

For further information please contact Triple Care Farm on:



02 4860 7400



missionaustralia.com.au



@MissionAust



facebook.com/MissionAust

MISSION
AUSTRALIA | together
we stand

fare

Foundation for Alcohol
Research & Education