



LICK SKILLET QUILT GUILD NEWSLETTER



Volume 2, Issue 9

September 2014

A Word From Our President

Hello Quilters!

Can you believe our **first ever** quilt show is almost here? By this time next month it will be history and we will have some idea about how successful it was! During the set up and show, please jot down any ideas you have about what goes well and ways we can improve for our next show. We'll put all that information together as an invaluable tool for our next show committee!

Meanwhile, we have lots and lots of work to do! I know everyone is scurrying about trying to get their quilts ready. Those labels and sleeves are the most difficult task for me to get done.

Don't forget to turn in your quilts on Tuesday after Labor Day (September 2nd). The judging will be done on the 4th and the entries will be stored until set-up day on the 11th. We are asking the judge to keep the winners confidential and place the results in a sealed envelope until the awards are put on the quilts after everyone goes home the night of set-up.


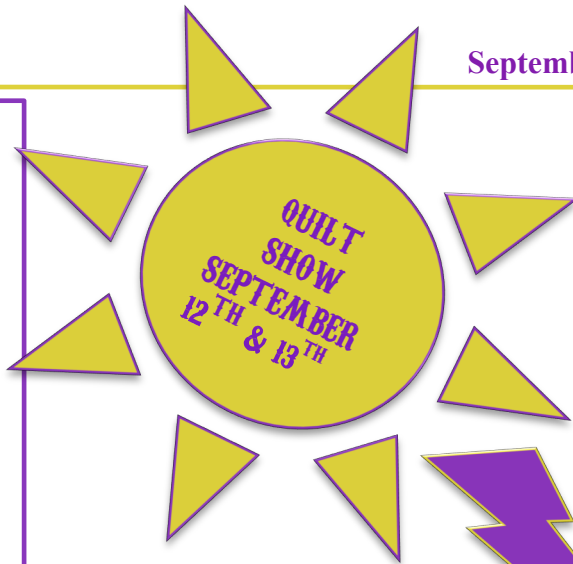
Be sure you plan to stay for preview on Thursday night from 5 to 7 pm. This event is for our guild members only! Door prizes will be drawn every 15 minutes so our members can be rewarded for all the hard work! Also, most of our vendors will be offering a discount on purchases made that night. I spoke with Mr. Woodard, our scissor sharpener, and he will be there Thursday night to sharpen any implements you might have that need attention.

Remember, lunch will be provided for members, volunteer workers and vendors on Thursday, Friday and Saturday. Also, don't forget to bring your items you signed up to bring for the hospitality area.

I look forward to working with all of you and enjoying the show as well. Even though I have thoroughly enjoyed getting ready for our event, it will be great to get back to normal meetings and programs again.

Thanks for all your participation as well as your friendship!

Carolyn



September Birthdays

7th Linda Love
22nd Ginger McNeal
23rd Jackie Crumley
24th Bev Schewanick
28th Cindy Launhardt

If we've missed your birthday, please email Angie Dempsey at dempsey@charter.net to update our roster.

September Calendar

1st Labor Day
2nd QUILT TURN-IN
7th Grandparents Day
8th Guild Meeting
11th-13th QUILTS BY THE LAKE Quilt Show



*New Members – Catherine Hobson
Mary Todd
Sharon Lamberth*

Quilt Turn-In for Quilt Show – Tuesday, the 2nd of September is turn-in day for quilts for the quilt show! **The location is: Emerald Plaza, 1720 Hamric Drive, Oxford.** This is the strip mall located on Hwy 78 next to Frontera Mexican Restaurant. There will be a quilt show sign on the front door so you will know where it is. **The hours for turn-in are from 10am to 7pm.**

September Program – We will not be having a program for the guild meeting. At this month’s meeting will need to finish up on quilt show things since it will on be 3 days after the meeting! We will be getting everything we can, finished up before we start set-up at the civic center. We will also be going over the work assignments to make sure we have all areas covered on set-up day and the two show days.

Please make every effort to be at our meeting! It is going to take the work of all of us for this show to go smoothly. If the information we are getting from the public is any indication of how many are going to be at our show, we are going to be pretty busy!

We will have our monthly programs again starting in September!

Last Month’s Program – There was no program last month, just the usual quilt show work! But, it is almost behind us! Just be patient! We will be having a great program in October!

If you are a new member, just so you know, these past couple of months haven’t been the norm. We’ll be back in the guild meeting program business in October!

September Refreshments:

Refreshments for our September meeting will be provided by Karen Burnham, Margaret McNaron and Jackie Crumley.

Thanks to Angie Dempsey, Linda Sobers and Pat Horn for our delicious yummy!


**** If you haven’t already, please remember to sign up for your time to provide refreshments! The sign up sheet is available at the each meeting.****



Monthly Fat Quarter Drawing –

**I feel the earth move under my feet,
I feel the sky tumbling, tumbling down...**

Our fat quarter theme for September’s drawing is earth tone fabric. Why look, I think I see an earth tone chart to go by!



Carolyn Davis was the winner of the fat quarters for July! Is she lucky or what? Congrats to Carolyn!


AUGUST SHOW AND TELL



ShawneeWeigt’s
Pillow Cases



Carole DeGrenier’s
Disappearing Nine Patch



Brenda Mayfield’s
Log Cabin Table Topper



Thanks to Mary Simmons’ husband for making us a beautiful “Quilts By the Lake” sign to place at the entry into our show!

Opportunity Quilt Update

Our quilt will be given away in a few days at the quilt show! Don’t forget to bring your ticket stubs and money to the September meeting so you don’t have to worry with it at the show. Ticket sales will continue during the show and we will draw the lucky winner’s name at 4:00 p.m. on Saturday the 13th!

Quilting Around the World – We are going to take a look at other countries throughout the world as related to quilting. Who knows what we might learn! First of all, let's discover **INDIA!** In their country --

A quilt is one of the most evocative, ubiquitous metaphor and icon for conservation. It's an example of how to do more with less. All over the subcontinent, so many women, like good fakirs, have to work towards making ends meet, to do the most with the least. It's important to see a quilt as not just an artistic act, but as an act of imagination, poetry and ingenuity of skills that are inherent in the maker. The value of a quilt is determined by its need and consists of piecing together and putting all parts back into the whole, and structuring it for ongoing use. A quilt is also evocative of a goddess, Chitthriyah ki Ba. There is a temple at Bikaner that only accepts a chaadar, a quilt, as an offering. It has a spiritual value to bring all parts into the whole.

Quilting is an act that has a religious and a spiritual dimension. Why do fakirs only wear clothes that have been pieced together? Because they can live with so little; they do not waste. Why do we cremate a person? We return him to all the five elements, for a wholeness, a completeness. The patterns itself are very interesting. For instance, **Kasutis** in Karnataka piece together the whole quilt depending on whether it is for a child or an adult. Then they make a kind of fishbone or footsteps of a bird, which is a structural innovation that gives a spine to the whole quilt. Another beautiful emotion resonant in a quilt is "gudri ka lal", an analogy for a diamond in the rough, a child that grows up wrapped in the smell of his mother's clothes, like saris. There is a great emotional connect about a child's safe passage from a childhood of poverty to a secure adulthood. The way a woman threads a needle is her act of commitment to the progeny.

In the modern scenario, piecing together is seen as a fashion statement, a style of mix and match, but basically it is an act of very deep emotion, spirit, aesthetics and common sense. It comes from all parts of the country and has different names. It is a very important artefact that is slowly disappearing from the skill subset of the country because either people don't have time or they don't see the value in conservation. The sense of abstraction that's visible in a quilt is often asymmetrical, playing with the landscape of the mind, of geography, making deep connections with form and colour. It is very modernist, yet the most traditional. — As told to Ritika Bhatia

(Rajeev Sethi is a designer, art curator and founder of the Asian Heritage Foundation, New Delhi)

More information on quilting in India can be found at <http://thequiltsofindia.wordpress.com/2014/07/02/quilt-conscious/>



A 2012 picture of Hirabai Naik, then 97, who could well be Goa's oldest working quiltmaker.

Educational Corner -- Small Borders, Huge Impact By Addy Harkavy, [Pinetree Quiltworks](#).

Ever finish a center medallion or a set of patchwork blocks and think you're ready for borders or something different but don't know quite where to go?

A very narrow strip between the central part of the quilt and the borders or additional blocks that will surround it can focus and pizzazz to your center while permitting you to change gears (a little or a lot). Solid black is often stunning, but bright and pale fabrics can work, too. The narrow band frames the center and gives the eye a break before it goes on to the next section of the quilt. It's a great way to change gears between triangles and squares or hexagons and other shapes, and it can separate one kind of blocks (e.g. Ohio Stars) from a pieced or block border (such as log cabin blocks). Such a transitional frame can be very narrow, no more than 0.5" to 0.75" works nicely in many cases.

Another way to use this technique is to finish a small quilt by using a solid border (black, for example) that's a couple of inches wide, then a very skinny contrasting border, and then another solid border that's slightly wider than the inner solid border. You could even piece a variety of bright or pale fabrics in the skinny middle strip or alternate contrasting pieces with the same color as the two wider (black in this example) borders to make a ladder or checkerboard effect.

If you're in doubt about the effect these frames would have, just fold long piece of fabric alongside your center medallion or group of blocks and play with alternatives until you find something that has the effect you're looking for.

Copyright @ 1996-2014 Quiltropolis, Inc.

There will be some T-shirts available in various sizes at this month's meeting. If you don't have yours to wear during the show, see Becky to get one! We want everyone to wear them on the days of the show so that we can be easily identified. If you haven't gotten one yet, the cost is \$10.00. Members pay \$5.00 and the guild will pay \$5.00.



Member Highlight! ***Each month a guild member is highlighted in the newsletter so we can get to know our members better.*

Meet Brenda Mayfield! Brenda has lived in Weaver with her husband, Robert for the past 34 years. They have been married for 39 years and have one son, Jason and a 17 year old Yorkie-poo, Missy. Brenda and Bob transferred from Weaver with the Army and relocated here again in 1980. When Bob retired, in 1981, they both managed the portrait studio at Fort McClellan until he decided to go to work at McClellan and later the Anniston Army Depot and she stayed at the studio for 16 years until the Fort closed. In 1999, Brenda's mother's health began to decline and she was brought to Weaver to live with them where she was her primary care giver until she passed. Her mother was her inspiration throughout Brenda's life. Brenda now works at All Saints Interfaith Center of Concern (Sister Mary's) as the office manager. Brenda's son and his wife live in Weaver as well, with three wonderful grandchildren for Brenda and Bob to enjoy – twins, Konnor and Kallie, 8 years old and Kinsleigh, 4 years old. We know where Brenda spends her time when she's not working or quilting!

With time on her hands, after losing her mother, Brenda had plenty of spare time she needed to fill. One day she went to Books-A-Million and was browsing through the magazine section, when a McCall's quilting magazine caught her eye! That was the day she became totally captivated by the art of quilting. She saw a pattern and of course, it was about 50% applique, and the rest was for an experienced quilter, but she didn't know enough about quilting to be afraid. The quilt finally got finished in 2004, and Brenda entered it in the Quilting Across Alabama show at the Gadsden Museum of Art in 2012 where it won a Blue ribbon. Her goal for the future is to improve her piecing skills and to work on more challenging quilts. (Anyone who has seen her quilts at show and tell would say she has achieved her goal!) Her hobbies and past times, other than quilting, are collecting miniature clocks and Fabric Acquisition Road Trips.

A Few of Brenda's Favorite Things Are:

Color: Red

Food: Mexican food

Flower: Peony

Season: Fall

Holiday: Christmas

TV: CSI

Actor/Actress: Tom Hanks

Music: Oldies 60's

Books: Eugenia Price historical novels

Place She Loves to Go: The mountains

If she picked one place she hasn't been to travel – Iceland to see the Northern Lights and lava

Brenda's word to describes herself is "busy" and her best attribute is "compassion." When asked what she likes to do for others, she answered, "to share God's love and wrap them in quilts!" Brenda lives by a very simple quote, "Love one another." Thanks to you, Brenda, for being such an inspiration to all of us!

2014 Community Service Update –

We have some really good items that have been donated for our baskets that will be given away at our charity fund raising event at the show. If you volunteered to make a basket or have gotten items to go in baskets, don't forget to have them ready to turn in on set-up day at the latest. If you want, you can turn them in when you turn in your quilts for the show or bring them on Monday to the meet. We are building baskets out of items that have been donated to make them look more appealing. We will not have the vendor's baskets until the day of set up, so, if we have everything else prior to the vendor's donations, we will have many of them ready prior to the show. We have approximately 15 baskets to buy chances to win. Don't forget to purchase your tickets at the show. The Oxford Adult Senior Center and to 2nd Chance are our two charities for this year.

Don't forget about the "Pretty Pocket" drain covers! We need to get some done before the end of the year. Maybe we can do a sew day to make some of these. Share your thoughts on this at this month's meeting since we don't have a sew day scheduled! If you have made any covers, bring them to Molly to take to the cancer center for patients going home with surgical drains. Directions to make the pockets are available on the guild website.



Lick Skillet Recipe Corner

Basil Lemonade

½ cup sugar mixed in 1 cup cold water
 4 whole basil leaves
 4 limes, quartered
 ¼ cup sweetened condensed milk
 4 cups cold water

Put sugar and water mixture in a small saucepan and bring to boil. Remove from heat, stir in basil and chill. When cold, pour it into blender with limes, condensed milk and 2 cups of cold water. Blend 4 seconds on high. Strain into pitcher. Rinse blender with remaining 2 cups cold water and pour through the remains in the strainer into the pitcher to get the rest of the juice. Pour mixture into glasses over crushed ice and garnish with basil or watermelon stars.

*Watermelon Stars: Cut out stars with cutter; thread onto wooden skewers. If you freeze them, the stars will adhere to the wood and won't slide around on the skewer!

UFO Challenge --

In October, we hope to get everyone back on track for the UFO challenge! We will get those updated as soon as the show is over. Those who are entering quilts that are on the UFO list need to be sure you remind Anita if you don't plan to bring them in for show and tell so you will get a ticket for them to go in the drawing.

For you new folks, members were asked to turn in a list of unfinished objects they hoped to complete this year. For each item that is finished and shown at show and tell or the quilt show, the member will receive a ticket for a prize to be given away at the Christmas party.

Keep a timer in your sewing room. You can easily leave things cooking away in the kitchen while you're at your machine. If you don't sew near the kitchen, you can't rely on buzzers that come on the appliances. Your timer may just save your meal!



QUILTER'S TIP

Upcoming Shows and Events

September

6-27 Stories Told In Fabric –
 The Year of the Art Quilt
 McMinn County Living Heritage Museum
 522 West Madison Avenue
 Athens, TN

12-13 **'QUILTS BY THE LAKE' Quilt Show**
OXFORD CIVIC CENTER
OXFORD, AL

18-20 Upper Cumberland Quilt Festival
 Algood, TN
www.quilt-festival.com

October

2-4 Smoky Mountain Quilters Guild's
 2014 Quilt Show
 Liston B. Ramsey Regional Activity Center
 Western Carolina University
 92 Catamount Road
 Cullowhee, NC
Smokymtnquilters.org

4-5 Chattahoochee Evening Stars
 Stars 'N' Stitches Quilt Show
 Lakewood 400 Antiques Market
 1321 Atlanta Hwy, Cumming, GA
www.CESquiltguild.com

10-11 Lakeside Quilter's Quilt Show
 Guntersville Recreation Center
 1500 Sunset Drive
 Guntersville, AL

11-12 Jewels of Tennessee Quilt Show
 Chota Center
 Loudon, TN
www.villagequilters.com

17-19 Love of Quilts Show 2014
 Cartersville Civic Center
 435 W Main Street
 Cartersville, GA
www.etowahvalleyquiltguild.com

25 Blount County Quilter's Guild Annual Show
 Palisades Park
 1225 Palisades Parkway
 Oneonta, AL
www.blountcountyquiltersguild.com

*Email any quilts shows or events you would like to see posted in our newsletter to Anita at alfount@yahoo.com.

QUILT HUMOR



Mystery

Quilt– We hope to see these in our quilt show. Don't forget we need them at the October meeting to get a group picture for the website!

Quilt Quild Executive Committee –

It is time to start thinking about our elections for 2015. As you know, in October we begin our nomination process for members to be voted on for the executive board. Carolyn will be choosing a nominating committee chairman before the October guild meeting. At the October meeting, nominations will begin and in November nominations will be made from the floor and the slate of officers will be voted on. In December the new board will be instated.

Quilt Show Update – It is finally here! Our show set-up is only 11 days away! In only two more weeks the 2014 show will be behind us and we can take a breath and then begin to look forward to the 2016 show! Everything is coming together really well and at the show meeting this week we were able to see just how much! Here is the latest:

DON'T FORGET - QUILTS HAVE TO BE TURNED IN ON SEPTEMBER 2ND.

Hospitality is coming together thanks to Bev Schewanick and Linda Love! You should have received an email listing all of the items members have signed up to bring. We still need more cookies. If you haven't signed up for anything, please plan to do so. Contact Bev if you have any questions or can bring in cookies.

A great deal of mercantile and flea market items have been turned in. Any items you have for either can be brought when you bring your quilts in on the 2nd or at the September meeting. Please try to have them already priced. According to Carol, we still need more mercantile items. We have plenty of scarves, aprons and potholders. The same for the flea market! Remember to hold your magazines and heavy items until the show set up day. Again, the flea market item categories are: 1) flatfold, 2) bagged, 3) grab bags, 4) kits, 5) fat quarters, 6) books, 7) magazines, 8) scrap booking, 9) handmade (items that have been started but never completed, i.e., knitted, crochet, orphan blocks) and 10) miscellaneous. Any questions in these two areas, contact Carol, Sue or Jannette Lackey.

John and Pam have completed the quilt and vendor layout and it looks great! They are in the process of getting cutting tubing for hanging the quilts. Thanks to them for all their hard work!

Karen Burnham has completed the programs for the show and they are currently at the printer. We will only have to put one ad insert into the program. This will likely be done at the guild meeting.

The winner ribbons are ready. Thanks to Margaret McNaron for coming up with a beautiful design and to everyone who helped get them together!

Becky Everett will have extra T-shirts in various sizes available at the guild meeting for those who need one. Most of you bought two shirts so you will have one for each day of the show. **Don't wear T-shirts on the set-up day -- Only on the two show days!**

The community service area is coming together. Sharon Lamberth is donating large plastic bags that are designed to cover baskets. The photos and display items are taken care of. Remember, ticket costs will be \$.50 for 1 ticket; \$5.00 for 10 tickets; or \$10.00 for 25 tickets. Each of you will have the opportunity at the Member's Preview Night on Thursday to go ahead and purchase your tickets for chances on items you are interested in winning so that you don't have to deal with it during the show! A display of past projects that we have done for our community service program will be on display in this area to help promote the fundraiser. Again, proceeds will go to the Oxford Adult Senior Center and 2nd Chance.

Show banners are here and will be placed in throughout the area. These will be put up the first of the month. A banner is already at the Calhoun County Chamber of Commerce. Directional signs will go up the week of the show. Press releases have gone out to the newspapers hoping we will be able to get coverage there. Also, we are still working with the radio to get information out there too.

At the September meetings we have a lot of loose ends to wrap up. Please do your best to be at that meeting! We will also be making sure we have workers assigned to all areas of the show. Thanks again to everyone for your hard work. Things have really started to come together!

Classified Ads

For Sale: Bernina 820 with Bernina Chest of Drawers and Cabinet. Includes Bernina accessories with all extra feet, 2 binder feet, etc. included. \$4000.00.

For Sale: Gammill Charm Sit Down Free Motion Long Arm Machine, table and chair included. \$6500.00.

For information on the above items, call Joany Orsi at 770-597-8630 or you can see the Gammill machines at her shop, Pickleweeds Quilt Shop in Douglasville, GA. Images of the Bernina and cabinet are on the Pickleweedsquiltshop.com blog

For Sale: Wood grain laminate folding cutting table, folds to 12" deep by 36" wide by 36" high. Fully extended it measures 36"x84". \$35.00. Call Carol Bentley at 256-435-0991.

For Sale: EQ5 Electric Quilt Company's software system for designing quilts, calculating material needs, quilt layouts and more. Complete set of books and disks, never used, \$100. Call Terri Russell (Friendship Quilt Guild) at 256-832-3797.

This is a new part of our newsletter. If you have any quilting related items for sale and would like them to be listed here, please send to Anita at alfount@yahoo.com. The listing must be submitted in short classified ad format and received by the 25th of the month.

2014 Executive Board

President	Carolyn Davis
Vice-President	Anita Fountain
Secretary	Julie Wells
Treasurer	Becky Everett
Members at Large	Sidney Smith Valera Johnson

2014 Committees/Chairperson

Hospitality	Teresa Bonds
Membership	Angie Dempsey
Community Service	Mary Simmons
Opportunity Quilt	Julie Wells
Publicity/Historian	Molly Steenberg
Quilt Show	Shawnee Weigt

If the Friendship Community Center is closed for inclement weather, the Guild will not have its scheduled meeting or sew day for that day. If a meeting or sew day is rescheduled for another day, you will be notified by phone or email! Your safety is very important to us!

Lick Skillet Quilt Guild

Our Mission: To promote an appreciation of the art of quilting, to share knowledge about quilts and quilting, and to perform community service projects.

The Guild is a non-profit organization open to anyone interested in quilts or quilting. Monthly meetings are 5:30 p.m. on the second Monday of each month at the Friendship Community Center, 2930 Friendship Road, Oxford, Alabama 36203. Guests are welcome. Annual dues are \$25, renewable in January of each year.

Address changes contact: Angie Dempsey, 256-362-0035

Find us online at www.lickskilletquiltguild.com or www.facebook.com/#!/groups/455735277826951 or Lickskilletquiltguild.blogspot.com

Contributions to Newsletter are welcome. Articles and ads are due no later than the third Monday of each month. Contributions must be accompanied by name and phone number of the author. Any articles should be submitted in text files or hard copy by email message to Anita Fountain at alfount@yahoo.com.

2014 Quilt Show Chairpersons

Show Chairperson	Shawnee Weigt
Publicity	Anita Fountain
Programs	Karen Burnham
Vendors & Judging	Carolyn Davis
Hospitality	Bev Schewanick
Opportunity Quilt	Julie Wells
Admissions	Julie Wells
Quilt Receiving	Sidney Smith
Flea Market	Sue Gardner
Setup and Takedown	John Goff
Mercantile	Carol Bentley
Hostess/White Glove	Shannon Howard
Treasurer	Becky Everett