




Shavuot



Activity Booklet 2021

Older Children

The Feast of Shavuot

Shavuot is the third Holy feast day of Yahweh's Master Plan. It is also called **Feast of the First Fruits**, **Pentecost** or the **Feast of Weeks**. No work is to be done on this day. It is a Shabbat and a Holy gathering of His people.

When is Shavuot observed?...


It is the only Holy Day that a specific day of the month is not given on the Hebrew calendar. Instead, scripture says to **count 50 days** from the first day of the week after the weekly Sabbath during the Feast of Unleavened Bread.

What is the purpose of this Holy Feast Day?


Well, in the old covenant, after the Israelites first fruit offering was accepted, they would take the offering and bake two loaves of bread with leavening to present to the priests on the day of Shavuot. This would be a first food offering to Yahweh.



It is also believed that Yahweh, through Moses, gave the Torah to the Israelites in the Wilderness at Mount Sinai on the day of Shavuot!



Now, in the new covenant, **Yahshua had Yahweh's Spirit and He was the First of the first fruits to Yahweh**. Yahshua promised His disciples a Helper. So, on the day of Shavuot, Yahweh gave the Holy Spirit to the disciples to strengthen them as first fruits to do His work!





And in the fulfilling of the day of Shavuot, they were all with one mind in the same place. And suddenly a sound came out of the heaven, as a groaning spirit along by a violent wind! And it filled the entire house where they were sitting. And tongues as a fire appeared to them, being distributed, and it sat on each one of them. And they were all filled of the Holy Spirit, and began to speak in other languages, as the Spirit gave ability to them to speak.



Acts 2:1-4



Acts 2 Word Search



G U D D Z Y I J A C D D B B D D J J Z S X W A S P
 P U N N A P R B E N N O T P E N B V N Z P R K A R
 X L A B S E E A O B H V C M T T I A D T P Y G E O
 H K S F O O R B U I Z J S T I I T M R C T T V G S
 W L U R L H A B H T K K R V R E H I E B C U D Z E
 G P O C D D P R G W C E K A R I K B A N W N Z X L
 A K H C P C O A O N T N R C A M N X M X O W V R Y
 I B T X O S S E U E I A A K K Z H E S E P T E W T
 L S E O S A T F P H B K O S G E N E R A Z A N E E
 Y N E C S U L A B I W I A D Q I R H V T M V E U S
 H I R D E P E P A L A M L E N P F E V I S I O N S
 P S H B S H S N P J L P I V R A W T G S N A M O R
 M N T N S M S F U Y I R C D M B Y H C B M X U P O
 A D E Z I T P A B H N P K B I I T R H N B L K W E
 P G E K O U Y R S T J E P R A Y E R S O S R J C L
 J S O B N G D W U O F U V A D V H X L I Z V H B O
 U P D V S J O X M O W Q B E S D B F R T A A R M A
 X H R C F L O W Y S H N E N L W M E Q A D E F Q P
 E Y O O L E F L S H X D S E A E P S D G A V I A W
 I F K E P U K R Q W S A R X I E X E B E B R W M Y
 T S F M B H V J R K D L Q I N G H W V R Y M H W J
 F O R G I V E N E S S I B T H C O Y F G I C A P F
 W E Z C R M Q S B X I B W V U T C F E N X G Z U M
 X C Y R E N E Z Y M K Y N O N Q D D L O S K H R U
 E N I W T E E W S K X A T S C R C E H C A C K R V

Apostles
 Arabians
 Baptized
 Breaking Bread
 Congregation
 Cretans
 Cyrene
 Doctrine
 Dreams

Egypt
 Echad
 Eleven
 Fear
 Fellowship
 Forgiveness
 Gift
 Libya
 Mighty Deeds


Nazarene
 One Mind
 Pamphylia
 Peter
 Prayers
 Prophecy
 Proselytes
 Repent
 Romans

Sanctuary
 Sins
 Sold Possessions
 Souls
 Sweet Wine
 Third Hour
 Three Thousand
 Touched
 Visions

And suddenly a sound came out of the heaven, as a groaning spirit along by a violent wind! And it filled the entire house where they were sitting – **Acts 2:2**

Find the House

Can you help the disciple find the house?



And in the fulfilling of the day of Shavuot, they were all with one mind in the same place – **Acts 2:1**



Shavuot in Jerusalem

Unscramble the words to reveal the hidden bible verse.

AUAGGSNLE

7 11 102 121 62 56

MAREJUELS

105 90 80 8 38

EJWS

88 19

AMZADE

57 110 111 3

RLVEMDEA

141 145 97 116 16 106

SINLALAGE

6 81 143

TAPNRSahi

117 60 5

EEMDS

71 78 18 74 73

METLIESA

129 134 142 94 131 12 125

OMOAPEIMSTA

95 75 66 17

EAUDJ

49 118 91 28 54

ACAOACDIPP

84 115 108 127 89 103 86 20 107

TOSPNU

96 139 21

IASA

31 53 64 63

RHGAPIY

136 9 82 119 137 126

STAC

147 29 77

IFER

76 83 69 13

VNHAEE

27 34 46 47 45 2

RSHTOPLIYY

22 40 44 85 146 68 101 32 72 36

OSHEU

24 43 52 25

JEOL

98 99 48 123

NEIDNOM

120 114 10 26 122 132 112

VHUAOTS

30 1 140 41

UODNS

92 35

EAPSK

37

LTDVNOWENII

138 133 55 67 42 4 128 130

FLLIUFGNL

79 87 93 109 124 113 100 33

AIRNGONG

15 70

ENOSUGT

23 61 39 58 50 135

SEDDITURBIT

65 51 14 59 104 144

Hint: All words can be found in chapter 2 of the book of Acts.

1 2 3 4 5 6 7 8 9 10 11 12 13

14 15 16 17 18 19 20 21 22 23 24 25 26 27 28

29 30 31 32 33 34 35 36 37 38 39 40 41 42 43

44 45 46 47 48 49 50 51 52 53 54 55 56 57 58 59

60 61 62 63 64 65 66 67 68 69 70 71 72 73 74

75 76 77 78 79 80 81 82 83 84 85

86 87 88 89 90 91 92 93 94 95 96 97

98 99 100 101 102 103 104 105 106 107 108 109 110 111 112

113 114 115 116 117 118 119 120 121

122 123 124 125 126 127 128 129 130 131 132

133 134 135 136 137 138 139 140 141

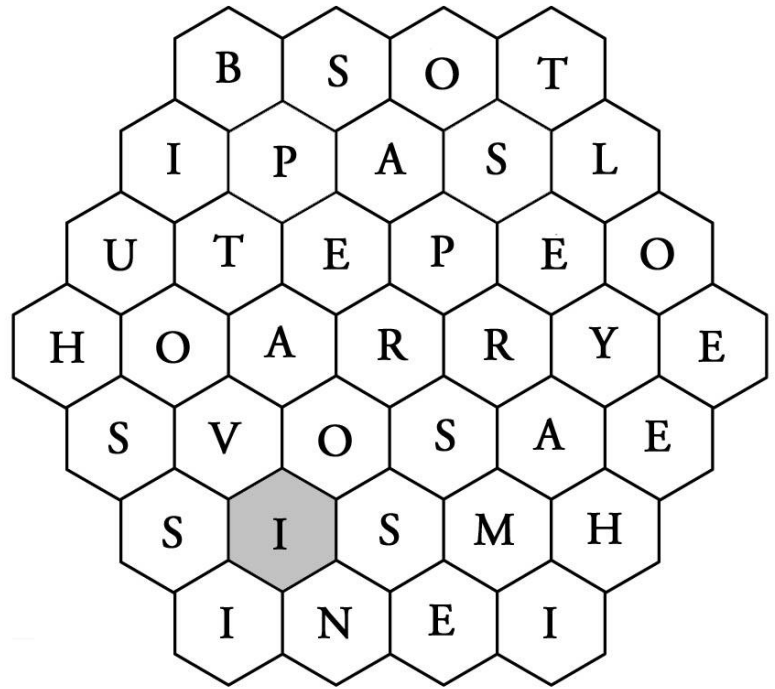
142 143 144 145 146 147 148 149 150

Can you find the chapter and verse?

Shavuot Buzzword

The shaded I and the six letters surrounding it make a circle spelling a word, which matches one of the clues below. Find 7 letter words for the all the clues. Shade the center letter of each word.

Some circles can connect with each other.




1. Young men shall see these.
2. A new beginning.
3. Twelve minus one.
4. Goes up to heaven.
5. Bake two loaves.
6. Mind of _____.
7. A disease.

Now unscramble all 7 of the center letters to spell the buzzword.


Something made and should be kept _ _ _ _ _

Logic Puzzle

There are four disciples, John, Peter, Jacob and Philip that left Jerusalem in the order of 1st, 2nd, 3rd, and 4th. Each disciple left with a different gift they were blessed by. Use the clues below to determine the order they left Jerusalem and with what gift.

	1st	2nd	3rd	4th	Prophecy	Languages	Teaching	Helps
John								
Peter								
Jacob								
Philip								
Prophecy								
Languages								
Teaching								
Helps								

1. The disciple who left last doesn't have the gift of teaching.
2. Philip left before everyone and had the gift of prophecy.
3. Jacob left just before John did.
4. The disciple who left second, had the gift of languages.

But standing up with the eleven, Peter lifted up his voice and spoke out to them, Men, Jews, and all those living in Jerusalem, let this be known to you, and listen to my words – **Acts 2:14** 

Fruits of the Spirit

List all the Fruits of the Spirit from Galatians Chapter 5 and write one example of how you can use each Fruit in your life.

1 _____

2 _____

3 _____

4 _____

5 _____

6 _____

7 _____

8 _____

9 _____



Fruits of the Spirit Basket

But the fruit of the Spirit is: love, joy, peace, patience, kindness, goodness, faith, meekness, self-control. Against such things there is no instruction – Galatians 5:22-23



Supplies:

- Scissors
- Colored Pencils, Crayons, Markers, Paint
- Glue
- 2 Paper Plates




Instructions:

1. Print, color and cutout fruits and basket.
2. Cut one paper plate in half.
3. Glue paper plates together with front of plates facing each other.
(See example)
4. Glue basket drawing to the front of the half plate.
5. Color the paper plates whichever color you would like.
6. You can either glue the fruits to the plates like the example, or you can place fruits inside the paper plates like you would with a basket.









CRAFT CORNER:

Gifts of the Spirit


And there are diversity of gifts, but there is only one Spirit – 1st Corinthians 12:4

Supplies:

- Scissors
- Colored Pencils, Crayons or Markers
- Glue
- String or Dental Floss



Version #1







Version #2

Instructions Version #1:

1. Print, color and cutout pages. (Optional: Color both sides of the swirl.)
2. Write Bible Verse on swirl (1st Corinthians 12:11-12)
3. Glue flames to swirl spreading them out. You can glue on only one side or both sides.
4. Write Gifts of the Spirit on the Dove and poke a small hole on the line between the wings.
5. String a small piece of string or dental floss through the hole and tie off making a loop.
6. Poke small hole in the end of the swirl and attach the bible verse with string of dental floss.

Instructions Version #2:

1. Print, color and cutout pages (except the swirl).
2. Write Gifts of the Spirit on the Dove and poke a small hole on the line between the wings.
3. Poke 15 small holes equally spaced on the bottom of the dove.
4. Glue or tie flames to pieces of string at equal or different lengths.
5. Do the same with the bible verse but at a length longer than the flames.
6. String and glue or tie flames to the dove, leaving hole in the middle empty.
7. Do the same with bible verse in the empty hole in the middle.




Interpretation
of Languages

Languages

Teaching

Healing

Discernment



Administration

Faith

And there are diversity of gifts, but there is only one spirit; and there are diversity of ministries, yet Yahweh is united. And there are diversity of powers, but the same Elohim is working all things in all. And to each one is given the manifestation of the Spirit as a help to him – 1st Corinthians 12:4-7



Fruits of the Spirit

But the fruit of the Spirit is: love, joy, peace, patience, kindness, goodness, faith, meekness, self-control. Against such things there is no instruction – Galatians 5:22-23

Supplies:

- Scissors
- Colored Pencils, Crayons or Markers
- Glue
- Colored or White Paper



Instructions

1. Cut out 9 different colored stripes about 1" (2.5cm) wide and 7" (18cm) long. Or use white paper and color them.
2. Write one fruit of the spirit on each strip.
3. Apply glue to the top of one end of one strip and apply the end of another strip on top.
4. Repeat with all 9 strips moving in a circular motion, so that you have a circle by the time all 9 strips are glued together. (**Make sure the writing is on the outside**)
5. Once the glue is dried, repeat steps 3 and 4 with the other end of the strips and once finished, you will have the shape of a ball.
6. Cut out leaf and stem shapes in a separate piece of paper.
7. Write the words "Fruits of the Spirit" and the chapter and verse, on the leaf and stem. Glue to the top of the paper ball.