

CREATION WEEK

Paper Puppets and/or Felt Board Presentation


Color the paper pieces and cut out.

Tape a stick on the back of each for puppet presentation. Or glue a piece of sandpaper to the back of each piece for felt board presentation.




One will read the story from the Bible, and one will move the puppets (or attach to felt board) as the story is being read.


There is also a "Creation" coloring book for the children that can be found in the coloring pages section in Hiswondrousworks.com.




Read the story in Genesis 1 and 2:1-3







2















SABBATH



YAHWEH Rested