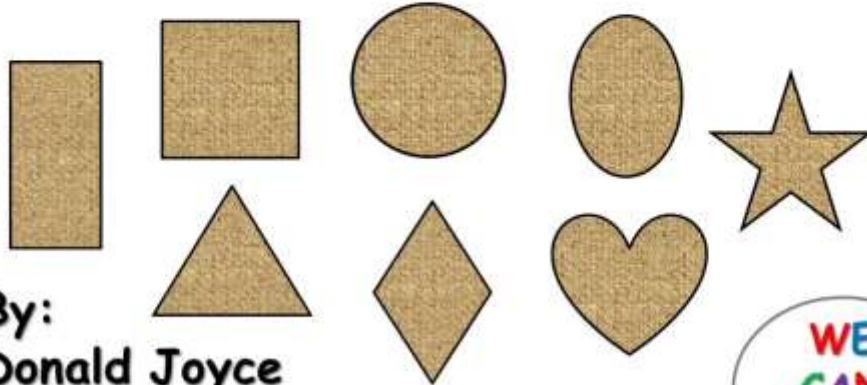


# What Can You Make With These Shapes?



By:  
Donald Joyce

WE  
CAN  
READ

## WORKSHEETS

### Contents:

Vocabulary

Listening Activity

Speaking Activity




Spelling Worksheet

Writing Worksheets (2)

Word Search



# Vocabulary



Question:


Answer:

What shape is this?

This is a/an \_\_\_\_\_.

What shape is that?


That is a/an \_\_\_\_\_.



# Listening

**Instructions:** Listen and draw a line to the correct shape.

- ①    ②    ③    ④    ⑤    ⑥    ⑦    ⑧



**Instructions:** Listen and draw the shape.

|    |    |    |    |
|----|----|----|----|
| 1. | 2. | 3. | 4. |
| 5. | 6. | 7. | 8. |



# Speaking

What shape  
is it?




It's a/an \_\_\_\_\_.

Try drawing an animal using only the  
shapes below.












It is a/an \_\_\_\_\_.



# Spelling


**Instructions:** Look at the picture. Unscramble the word.


|  |  |
|--|--|
| 1.    | 2.    |
| c l r i e c  | g l e a n r t i  |
| _____  | _____  |
| _____  | _____  |
| 3.    | 4.    |
| q r e a u s  | t r e a h  |
| _____  | _____  |
| _____  | _____  |
| 5.  | 6.  |
| l a o v  | n o d m i d a  |
| _____  | _____  |
| _____  | _____  |
| 7.  | 8.  |
| t g l e a n e c r  | r a t s  |
| _____  | _____  |
| _____  | _____  |





# Writing


Part A: Unscramble the sentences. Make sure you have a big letter and a period.


|    |   |                            |
|----|---|----------------------------|
| ex |  | triangle this is a         |
|    |   | <u>This is a triangle.</u> |

|   |   |                  |
|---|---|------------------|
| 1 |  | circle this a is |
|   |   | _____            |

|   |  |                 |
|---|--|-----------------|
| 2 |  | this a is heart |
|   |  | _____           |

|   |   |                 |
|---|---|-----------------|
| 3 |  | oval an is this |
|   |   | _____           |

|   |   |                   |
|---|---|-------------------|
| 4 |  | a diamond this is |
|   |   | _____             |

|   |   |                |
|---|---|----------------|
| 5 |  | is a star this |
|   |   | _____          |



# Writing

**Part B:** Look at the line and write it as a proper sentence. Draw a picture. Don't forget big letters and periods.

|    |                               |   |
|----|-------------------------------|---|
| ex | t h i s i s a t r i a n g l e |  |
|    | <u>This is a triangle</u>     |   |


|   |                                 |  |
|---|---------------------------------|--|
| 1 | t h i s i s a r e c t a n g l e |  |
|   |                                 |  |

|   |                       |  |
|---|-----------------------|--|
| 2 | t h i s i s a s t a r |  |
|   |                       |  |

|   |                           |  |
|---|---------------------------|--|
| 3 | t h i s i s a c i r c l e |  |
|   |                           |  |

|   |                         |  |
|---|-------------------------|--|
| 4 | t h i s i s a n o v a l |  |
|   |                         |  |

|   |                         |  |
|---|-------------------------|--|
| 5 | t h i s i s a h e a r t |  |
|   |                         |  |



# Fun Stuff

**Instructions:** Find all the words in the grid.

d e c s q i s e e g b t  
n r i d t i u l n u r o  
o a r t a a g h k i l t  
m u c o c n r u a e y r  
a q l n a b z n x x l a  
i s e t k k g p g m a e  
d n c o n l g j o b v h  
h e m w e n z p x g o i  
r a w j r o t f y o r y  
b h m w n h h c i s q m

circle

rectangle

diamond

square

heart

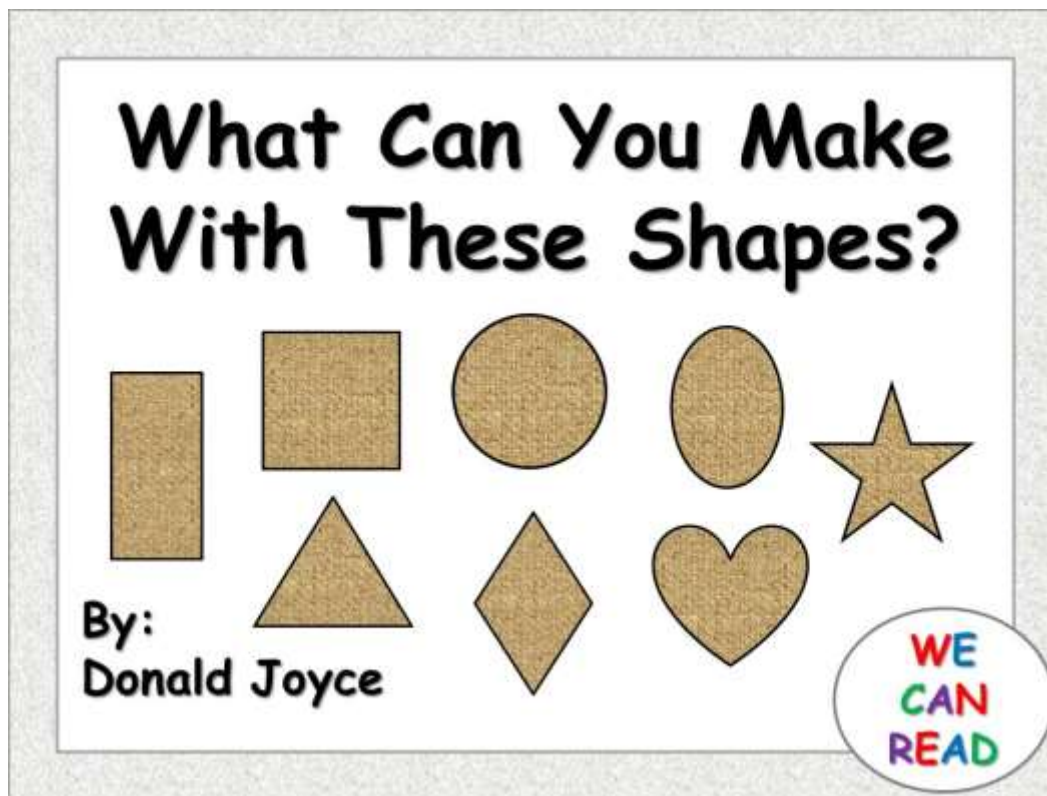
star

oval

triangle







# *What Can You Make With These Shapes?*

We Can Read Series  
Book 3

By Donald Joyce

[www.teacherdonald.com](http://www.teacherdonald.com)

©2018

Taipei, Taiwan