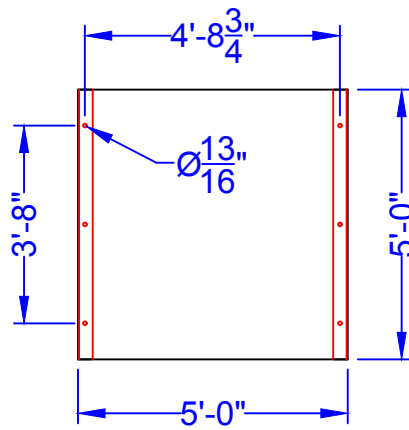


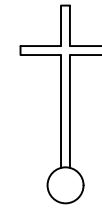
Cupola Data

Overall Height = 11'
 Base Width = 5'
 Unit Weight = 575 lbs.



Mounting Detail

Optional Cupola Finials

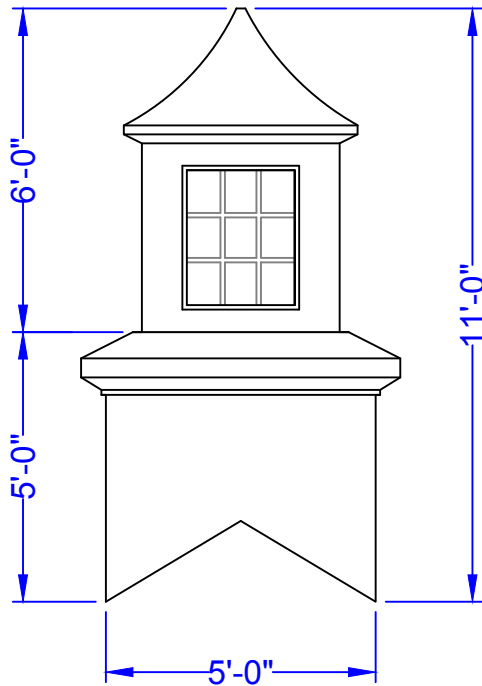


36" Cross
8"Ø Sphere

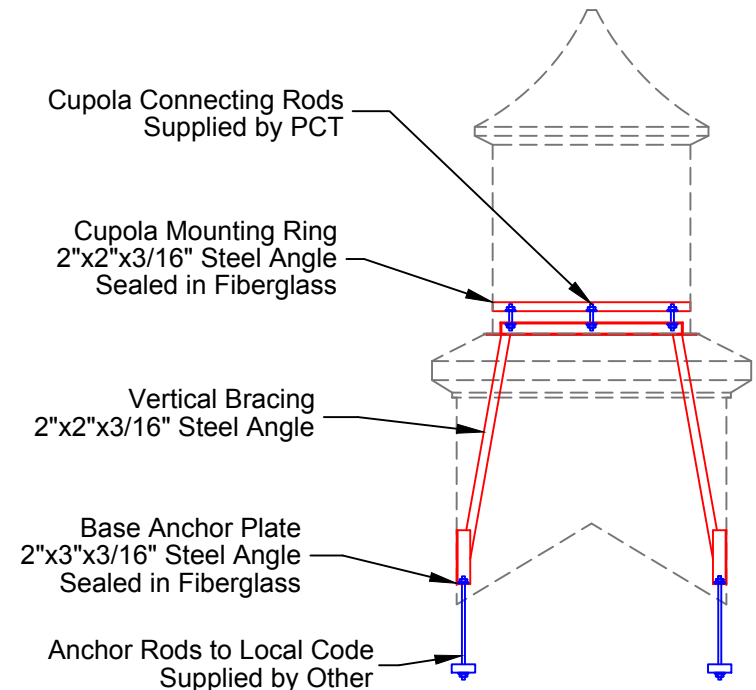


36" Aluminum Spire
8"Ø Sphere

Weathervane selection at :
www.whitehallproducts.com



Elevation View



Skeleton View



33 Lewittes Rd.
 Taylorsville, NC 28681
 Phone: 828-632-8883
 Fax: 828-632-5585
www.piedmontcomposites.com

CUPOLA
 Model : **500WP**

Scale: N/A
 Drawn by: K.SHERRILL
 Created On: N/A
 Updated On: 05/08/19

Note: All drawings are the property of Piedmont Composites & Tooling, LLC. Variation in material thickness, dimension and weight may occur. PCT reserves the right to change or modify design at anytime without notice.