




# FEED MY LAMBS

CHILDREN'S PAGE

TO YAHWEH BE ALL  
PRAISE, HONOR, and  
GLORY

HIS Wondrous Works.com  
MAY 2014

*"Spreading the Good News - One Lamb, at a Time"*



## Bible Story Time

### David and Goliath

1st Samuel Chapter 17



**The Philistines** gathered their men for battle. King Saul and the men of Israel gathered and camped in the valley of Elah. A champion came from the armies of the Philistines. A giant named Goliath.

He told Saul, *"Send one of your servants to come out and fight me. If he is able to fight me and win, the Philistines will be slaves to serve you. If I win, Israel will be our slaves and serve us."* Saul and all Israel heard the words of Goliath and they were afraid.

Jesse had eight sons. David was his youngest son and he was a shepherd. He heard what Goliath said and he told Saul, "I am able to fight him." Saul said he was too young to fight Goliath.

David told Saul, "**YAHWEH** delivered me from the lion and the bear and He will deliver me from the hand of this Philistine!" So, Saul told him, "Go and **YAHWEH** be with you." He clothed David with his armor and a helmet. David said, "I cannot wear these because I have not tested them." So, he took them off.

With his staff in his hand, David chose five smooth stones from the valley and put them in his shepherd's bag. He had a sling in his hand and he went to the Philistine.

Goliath teased him. *"Why have you come to me with sticks?"* David replied, "Goliath! You are coming to me with a sword, a spear and a javelin, but I come in the name of **YAHWEH**!! Today, **YAHWEH** will shut you up into my hand, and I will strike you, and take off your head! All the earth will know that there is an Elohim for Israel. This company shall know that **YAHWEH** does not save by sword and by spear, but that the battle belongs to **YAHWEH**, and He has given you into our hand."

David put his hand into his pouch and took out a stone. He slung it and struck the Philistine in his forehead. The stone sank into Goliath's forehead and he fell on his face to the earth. He was dead.

David ran and stood over Goliath and cut off his head with his sword. The men of Israel shouted and fought against the rest of the Philistines. David brought the head of Goliath to Saul.

## Israel Fun Facts...



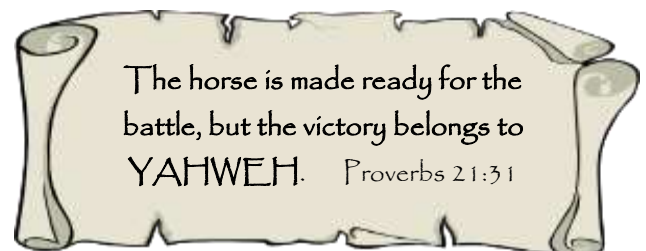
The **ibex** is a wild goat.

The Hebrew name is **ya'el**

meaning *"to ascend."* They are

found around springs of water in the Negev and Judean desert. Ibex are able to climb the high and rocky cliffs with their strong legs and grooved hooves. They have been seen perched on the tops of an acacia tree eating the juicy leaves. The ibex is dependent on water and they will travel in groups to their place of water. One will stand watch and whistle to alert the group if danger is approaching. If they hear the whistle they will race to the hills for safety.

## Memorize the Bible Verse!



The horse is made ready for the battle, but the victory belongs to **YAHWEH**. Proverbs 21:31



## CRAFT CORNER:

### Scripture Scroll




#### Supplies Needed:

- Piece of white paper 9"x 2"
- 2 small sticks or dowels 3 1/4" each
- Masking tape

#### Instructions:

1. First, write your favorite bible verse in the center of your paper
2. Place a stick at each end of the paper
3. Center the paper on the sticks
4. Tape the ends of the paper to the sticks
5. From the ends, roll all the paper on both sticks to the center
6. Unroll again to read your bible verse

## Can You Solve the Puzzle?



#### Across

3. father of many nations
7. a Prophetess
8. laid down at the feet of her future husband
10. born "for such a time as this"
11. told to lie on his left side for 390 days
12. saw a burning bush

#### Down

1. hair was the secret of strength
2. bones were carried into the promised land
4. was a wee little man
5. deer let loose giving beautiful answers
6. thrown in a mud pit
9. a man after Yahweh's heart

### Bible Characters

## Healthy Snack Idea:

### Frozen Green Pineapple Pops

*These are delicious, refreshing and good for you!*



- 1/2 cup fresh chopped Kale
- 1/2 cup fresh Spinach
- 1 cup fresh Pineapple
- 2 fresh bananas



Blend all the ingredients together in the blender until smooth.

Pour into popsicle molds and freeze.

## HEBREW LESSON

		<b>Water – MAH-Yeem –</b> מים
		<b>Apple – tah-POO-akh –</b> תופח
		<b>Milk – Kha-LAV –</b> חלב
		<b>Bread – Leh-HEM –</b> לחם
		<b>Egg – Beitsah –</b> ביצה
		<b>Juice – Meets –</b> מיץ

### To the Readers...



**Do you have an idea or something you would like to submit to an upcoming Children's Page?**

If you are inspired to contribute, please send your ideas to: [Feedmylamb26@hotmail.com](mailto:Feedmylamb26@hotmail.com)



# FEED MY LAMBS

CHILDREN'S PAGE

TO YAHWEH BE ALL  
PRAISE, HONOR, and  
GLORY

HIS Wondrous Works.com  
JUNE 2014

## "Spreading the Good News - One Lamb, at a Time"

### Bible Story Time



#### JONAH and the GREAT FISH

Jonah 1-3



**Yahweh** told Jonah to rise up and go to Nineveh and cry out against it because their evil was great against Him. Jonah did not obey Yahweh. Instead, he went to city of Joppa and found a ship to go to Tarshish.

Yahweh brought a great storm in the sea and the sailors were afraid the ship would be destroyed. So, they began throwing articles from the ship into the ship to try and lighten the load. Jonah had gone down to the bottom of the ship and he was sound asleep.

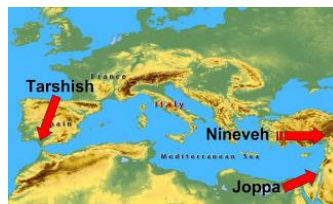
The chief seaman came to Jonah and said, "Rise up and cry out to your Elohim!" "Maybe our Elohim will notice us, and we will not perish!"

The sailors cast lots to find out who was responsible for the evil happening to them. It landed on Jonah. They asked him many questions and Jonah replied to them, "I am a Hebrew and I fear YAHWEH, the Elohim of Heaven, who has made the sea and the dry land."

They knew Jonah was fleeing from the face of Yahweh and asked him, "What do we need to do to make the sea calm again?" "Throw me into the sea!" cried Jonah.

They cried to Yahweh to not let them die for Jonah's life. Then they threw him into the sea. Yahweh made a great fish swallow Jonah and he was in his belly for three days and three nights. Jonah prayed to Yahweh while he was inside the fish and the fish vomited him out onto dry land.

Jonah finally went to Nineveh and cried out to the people, "In forty days your city will be destroyed!" The people believed in Elohim and they fasted. They turned away from their evil ways. Yahweh saw their works and He did not destroy Nineveh.



The cities  
mentioned in  
Jonah

### EXPLORE THE ANCIENT CITIES. . .

**Nineveh** was the capital of ancient Assyria located on the Tigris River and built by Nimrod (*Gen 10:8-11*). Assyria is known today as Iraq. Many years ago Nineveh was a magnificent city thriving with people, parks and gardens. Water canals and aqueducts carried water to about 150,000 people living there. The city was also famous for the worship of many false pagan gods.



Under the rule of Sennacherib and Assurbanipal the city reached its greatness, but it was short-lived. In 612 B.C. Nineveh was invaded by Babylonian, Medes and Scythian armies. It fell to the ground and it was never re-built.

### Israel Fun Facts...

**Can this cute little furry animal be related to the elephant?**



Characteristics of the Hyrax make them the closet cousin to the elephant and also the marine dugong or sea cow.

The Hyrax, also known as the rock badgers or rock rabbits, are found living in the rocky places of Israel. They have small tusks and tiny hooves on their toes. On their feet are little rubbery pads with built-in suction to help them climb on the rocks. The Rock Hyrax has a good memory and excellent hearing. They travel together in herds up to eighty. To alert the colony to upcoming danger, the dominant male will produce a variety of sounds, like a whistle, mew or shriek. Safety and shelter is found in the rocks crevices. Their diet consists of tough vegetation, grass, leaves, fruit and small insects. Fruit is their favorite!

### Memorize the Bible Verse!





## CRAFT CORNER:

### JONAH and the FISH



#### Supplies Needed:

- Spring type clothes pin that opens and closes
- Crayons, markers or colored pencils
- Colored Paper or Foam Board
- Glue or hot glue gun and glue stick
- scissors

#### Instructions:


1. Color pattern of fish and Jonah
2. Cut out the fish and Jonah
3. Cut fish in half following line
4. Line fish halves on clothes pin with tail just covering the metal part of the pin (1 ½" of the pin will be visible)
5. Glue top half of fish on upper part of clothes pin
6. Glue bottom half of fish on lower part of clothes pin
7. Glue Jonah on the lower half of clothes pin behind the lower half of the fish




#### Other options:

Use colored paper or foam board for the fish cutout

**The template cut-out for the Fish and Jonah will be included with the Children's Page**



## Can You Solve the Puzzle?



### Places in the Bible

#### Down

2. Where Peter's Mother-in-law lived
4. "Can anything good come from here?"
6. Five smooth stones found in this valley
7. The walls came down
8. Abraham's well
9. Place of the Tabernacle

#### Across

1. Resting place for Joseph
3. Hideout for David
5. Birthplace of the Great King
10. Where Yahweh's Name dwells
11. Sennacherib conquered
12. Tomb of the patriarchs

## Healthy Snack Idea:

### BASIL BOATS

8 Servings

*Tasty treat!*



- 8 large fresh basil leaves
- 1/2 cup finely chopped tomato
- 1/2 cup finely chopped carrot
- 3 tablespoons shredded part-skim mozzarella cheese
- 4 teaspoons shredded Parmesan cheese
- 3 tablespoons Italian salad dressing

1. Place basil leaves on a serving plate.
2. In a large bowl, combine the tomato, carrot and mozzarella cheese.
3. Spoon mixture into basil leaves.
4. Sprinkle with Parmesan cheese.
5. Drizzle with dressing.

## HEBREW LESSON



Tree -eyts- עץ

Flower - perak - פרח

River -neh-har'- נהר

Grass -deh'-sheh- דשא

Cloud - anan - ענן

Sun -shemesh - שמש


### To the Readers...



**Do you have an idea or something you would like to submit to an upcoming Children's Page?**

If you are inspired to contribute, please send your ideas to: [Feedmylambs26@hotmail.com](mailto:Feedmylambs26@hotmail.com)

# Jonah and the Great Fish Cut-Out Patterns





# FEED MY LAMBS

CHILDREN'S PAGE

TO YAHWEH BE ALL  
PRAISE, HONOR, and  
GLORY

HIS Wondrous Works.com

JULY 2014

## "Spreading the Good News - One Lamb, at a Time"

### Bible Story Time



#### Yahshua Walks on the Water

Matthew 14:22-33

After Yahshua fed the crowds with loaves and fishes He made His disciples get into a boat and go before Him to the other side until He should dismiss the crowds. Having dismissed the crowds, He went up into the mountain alone to pray.

Evening coming on, He was there alone. But the boat was now in the middle of the sea, tossed by the waves, for the wind was against it. In the fourth watch of the night, Yahshua went out to them, walking on the sea.

Seeing Him walking on the sea, the disciples were troubled, saying, "It is a false vision!" They cried out from the fear. Immediately Yahshua spoke to them, saying, "Be comforted! I AM! Do not fear."

Peter said, "Master, if it is You, command me to come to You on the waters." He said, Come! Going down from the boat, Peter walked on the waters to go to Yahshua. Seeing the wind strong, he was afraid, and beginning to sink, he cried out, saying, "Master, save me!" Immediately stretching out the hand, Yahshua took hold of him, and said to him, "Oh you of little-faith, why did you doubt me?"

Coming into the boat, the wind quieted down. Those in the boat came and worshiped Him, saying, "Truly, You are the Son of Elohim."

#### Think about this...

Why did Peter decide to walk out to Yahshua?



What caused Peter to doubt and start to sink?

### EXPLORE THE ANCIENT CITIES...

Located on the northern shore of the Sea of Galilee was a large fishing village and city called Kfar Nahum or "Nahum's Village" also called **Capernaum**. It was also a busy place for trading goods. Capernaum was on the great Via Maris highway between Damascus and Caesarea on the Mediterranean Sea, and between Tyre and Egypt. Caravans of travelers came here for fish and produce. Here at the crossroads, they were required to pay customs taxes.



Peter, Andrew, James and John, disciples of Yahshua, were all fishermen that lived in Capernaum. Yahshua stayed there for a time in His ministry and He performed many miracles there. Even though the people saw the miracles many remained unrepentant of their sins and did not believe in Him. Yahshua warned the people of Capernaum along with Chorazin and Bethsaida, two other cities nearby. Ultimately, the three cities were destroyed, and Capernaum became a heap of ruins for centuries.

The village was re-discovered in the 1800s. Today, you can visit the ruins of Capernaum and see an ancient synagogue and the house where Peter's mother-in-law lived!

### Israel Fun Facts...

#### THE HULA VALLEY

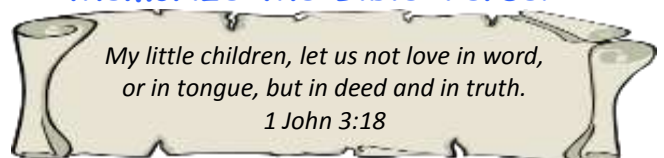
Hundreds of millions of birds migrate across Israel to the Hula Valley located in Galilee. It is a super highway for bird migration routes going from Europe and Asia to Africa and back. The Hula Valley is abundant with food and it is a resting place where the birds refuel on their journey. An estimated 540 different species of birds can be seen at times in the migratory paths.

Every November there is a Hula Valley Bird Festival. Some birds will stay the entire winter. The cranes were becoming a nuisance favoring the local peanut crops and it was costing the farmers \$350,000 a year. To solve the problem, the Israeli government now provides corn and bird feed to keep the farmers happy.

### Memorize the Bible Verse!

My little children, let us not love in word,  
or in tongue, but in deed and in truth.

1 John 3:18



The simple believes every word, but the wise considers his step. Proverbs 14:15

## CRAFT CORNER:

### Eggshell Mosaic Craft

*Like a beautiful mosaic, we are the work of YAHWEH to do His good works through Messiah Yahshua!*

#### Supplies Needed:

- Paper plate
- Clean egg shells (from 3-4 eggs)
- Glue
- Paint and paint brush
- Hole punch
- 3" piece of string or yarn
- Bible verse below written on a piece of paper



#### Instructions:

1. Crush the egg shells into small and medium size pieces.
2. Cut out the Bible verse.
3. Cover center of paper plate with glue and spread smoothly.
4. Place the egg shell pieces on the glue in the pattern you like.
5. Paint the egg shell pieces in different colors. You can also paint around the paper plate.
6. Glue the Bible verse to the paper plate.
7. Punch a small hole at the top of the plate.
8. Thread the string or yarn through the hole and tie a knot.

**For we are His workmanship, created in Messiah Yahshua unto good works, which Elohim before prepared that we should walk in them.**  
Ephesians 2:10

## Can You Solve the Puzzle?



#### Across

1. Full of Yahweh's Spirit – Stoned to death
3. Doubtful
8. Sons of Thunder
9. With Paul he praised Yahweh in prison
10. Tax Collector

#### Down

1. Called a "Pebble" or "Rock"
2. Went with Paul on his journeys
3. Paul's son in the faith
4. Betrayed Yahshua
5. Blinded by Yahshua's Light
6. Also known as Nathaniel
7. Peter's Brother
11. Paul told him to ordain elders

## Healthy Snack Idea:

### Pumpkin Spice Smoothies

**It's sweet, spicy and packed with flavor!**

#### Ingredients:

- 1 cup Almond Milk, Unsweetened
- 1/2 cup Unsweetened Pumpkin, Canned
- 1 handful of Baby Spinach
- 1 tsp. Pumpkin Pie Spice
- 1-2 Tbs. Maple Syrup, Honey, or Agave Nectar
- 1 handful of Ice Cubes



Put all ingredients together into a blender and mix thoroughly until ice cubes are completely blended.

Variations: Unsweetened canned pumpkin can be substituted with canned pumpkin pie filling. Since it is already sweetened, you will want to eliminate the added sweetener of choice. The teaspoon of pumpkin pie spice also does not need to be added unless you want it extra spicy.

## HEBREW LESSON

Green - *yah-rok*



Blue - *kah-khol*



Orange - *kah-tom*



Yellow - *tsah-hov*



Pink - *vah-rod*



White - *lah-vahn*



Red - *ah-dom*



Brown - *khoom*



Purple - *sah-gol*



Black - *shah-khor*



*Learn to say these colors in Hebrew!*



To the Readers...



**Do you have an idea or something you would like to submit to an upcoming Children's Page?**

If you are inspired to contribute, please send your ideas to: [Feedmylambs26@hotmail.com](mailto:Feedmylambs26@hotmail.com)



# FEED MY LAMBS

CHILDREN'S PAGE

TO YAHWEH BE ALL  
PRAISE, HONOR, and  
GLORY

HISWondrousWorks.com

AUGUST 2014



## "Spreading the Good News - One Lamb, at a Time"

### Bible Story Time

#### Gideon's Army and the Battle of Midian

Judges 6:12, 7:1-25

Israel did evil in the sight of YAHWEH so YAHWEH gave them into the hand of Midian for seven years. Gideon, also known as Jerubbaal, was chosen by YAHWEH to fight the army of Midian. They camped by the spring of Harod, and the army of Midian was north of him on Mount Moreh, in the valley.

YAHWEH said to Gideon, "The people with you are too many for Me to give Midian into their hands, that Israel not glorify itself against Me, saying, My hand has delivered me. Cry in the ears of the people, saying, Whoever is fearful and trembling, let him return and leave Mount Gilead."

Twenty two thousand of the people returned and ten thousand were left. YAHWEH said to Gideon, "The people are still too many. Bring them down to the water, and I will refine them for you there."



Gideon brought the people down to the water.

YAHWEH said to him, "Everyone who laps of the water with his tongue, as a dog laps, you shall set him apart. And everyone who bows on his knees to drink, set apart."

The number of those lapping with their hand to their mouth was three hundred men. All the rest of the people bowed down on their knees to drink water.

YAHWEH said to Gideon, "I will deliver you by the three hundred men who lapped, and shall give Midian into your hand."

Gideon sent away every man of Israel, each to his tent. But he kept the three hundred men. The camp of Midian was below him in the valley.

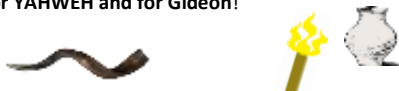
It happened on that night, YAHWEH said to him, "Rise up, go down to the camp, for I have given it into your hand. If you are afraid to go down, you and your young man Purah go down to the camp. You shall hear what they say and afterward your hand shall be made stronger, and you shall go down against the army."

He went down, he and his young man Purah, to the edge of the battle alignment in the camp. Midian and Amalek, and all the sons of the east, were lying in the valley.

Gideon came; and, behold, a man was telling a dream to his companion. He said, "Behold, I have dreamed a dream and a cake of barley bread was tumbling into the camp of Midian. It came to the tent and struck it, and it fell, and turned it upside down; and the tent fell down." His companion answered and said, "This is nothing but the sword of Gideon the son of Joash, a man of Israel. Elohim has given Midian and all the army into his hand."

It happened when Gideon heard the telling of the dream, and its interpretation, he worshiped. He returned to the army of Israel and said, "Rise up, for YAHWEH has given the army of Midian into your hand."

He divided the three hundred men into three companies. He put a ram's horn in the hand of all of them, and empty jars, and torches inside the jars. He said to them, "Look at me, and do this; even behold, I am coming to the edge of the camp. It shall be, as I do, so you shall do. I shall blow with a ram's horn, I and all who are with me. You shall blow with the ram's horns, you also all around the camp, and shall shout, **For YAHWEH and for Gideon!**"



Gideon came, and the hundred men with him, to the edge of the camp at the beginning of the middle watch. They blew with the ram's horns, and shattered the jars in their hand.

The three companies blew with their ram's horns, and broke the jars, and held the torches in their left hand; and in their right hand the ram's horns, and they cried out, "**A sword for YAHWEH and for Gideon!**"

Each one stood in his place, all around the army. All the army ran, and they shouted, and they fled.

The three hundred blew the ram's horns, and YAHWEH caused the army to fight against each other with their own swords. The army fled and the men of Israel from Naphtali, Asher, and Manasseh, chased Midian.

Gideon sent messengers to all the hills of Ephraim, saying, "Come down to meet Midian, and capture the waters before them as far as Beth-Barah and the Jordan." Every man of Ephraim was called up, and they captured the waters and they captured the two rulers of Midian, Oreb and Zeeb.

#### MINI LESSON:

*WHO chose Gideon's army and how many were chosen?*

*Why do you think YAHWEH chose the men lapping with their hands?*

*Why didn't YAHWEH want Gideon to have a lot of soldiers?*

*Before the battle, what did YAHWEH tell Gideon to do that gave him more courage?*

*What caused him to have more courage?*

*Instead of swords, what did they use to win the battle?*

**Remember! For nothing shall be impossible for YAHWEH.** Luke 1:37

### Israel Fun Facts...



The **DEAD SEA** is the lowest land point on earth with the shoreline about 1,371 feet below sea level!

Also called the "Salt Sea" it lies near the Jordan Rift Valley and it is divided between the countries of Israel and Jordan. Apart from algae, fungi and bacteria, no living plant or animal is able to survive in the sea. The Dead Sea is one of the saltiest places in the world, almost 9.6 times more than the ocean.

Many visitors are attracted to the Dead Sea for the healthy mineral-rich water it provides. There are many healing properties in the water and also in the mud. People use the salt and minerals to make cosmetics, soaps, and balms. Due to the heavy salt content, the water is thick and slimy and it causes you to float.

The Dead Sea is shrinking and dropping by a little over three feet per year. The Jordan River once flowed into it, but since the 1960's the flow into the Dead Sea has dropped by 90%.

**YAHWEH will one day restore the Dead Sea to living waters!...**

*And he said to me, These waters go out toward the eastern circuit, and go down into the Aravah, and enter the sea. They are brought out into the sea, and **the waters shall be healed.** And it shall be, every soul that lives, which swarms in every place, there where the two torrents go, that soul shall live. And there shall be very many fish, because these waters shall come there. And they shall be healed. And all shall live there where the torrent goes. Ezekiel 47:8-9*



## EXPLORE THE ANCIENT CITIES...



The **land of Midian** was a rugged desert country. The exact location is unknown today, but it is believed to have been located near the Northeast side of the Gulf of Aqaba.

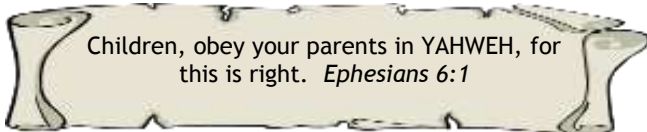
The people of Midian were called Midianites. They were descendants from Midian. He was a son of Abraham and Keturah.

*And Abraham added and took a wife, and her name was Keturah. And she bore to him Zimran, and Jokshan, and Medan, and **Midian**, and Ishbak, and Shuah. Genesis 25:1-2*

The Midianites were typically nomads dwelling in tents, traveling from place to place making their living as merchants and traders. They were connected with the Moabites and thought to have worshipped multiple gods, including Baal-Peor.

In Genesis 37:28, 36, Joseph was sold to the Midianites by his brothers before being brought into Egypt. Also, when Moses fled from Pharaoh, he lived in the land of Midian. His father-in-law, Jethro, was the priest of Midian. Later on in Numbers 31, Moses and the Israelites fought against the Midianites and they killed five Midianite kings and Balaam, the son of Beor.

### Memorize the Bible Verse!



### Healthy Snack Idea:

#### Nuttybutter Fruit Rollups

About 6 pieces

Easy and fun to make - delicious to Eat! ENJOY!



#### Ingredients:

- 1 ½ - 2 tablespoons peanut butter
- 1 tablespoon vanilla Greek yogurt
- ½ banana, sliced or 2 tablespoons apple, chopped
- 1 (8 inch) flour tortilla
- 1 teaspoon raisins
- ½ teaspoon mini chocolate chips (optional)

#### Preparation:

1. Spread peanut butter over tortilla.
2. Spread yogurt on peanut butter.
3. Arrange banana slices or apples in a single layer over peanut butter and yogurt.
4. Sprinkle raisins and chocolate chips over banana slices.
5. Roll each tortilla tightly.
6. Slice each roll into about six 1 inch pieces.
7. Arrange on plate with some veggie sticks and eat!

**Couple of ideas...** You can use chopped dates instead of raisins. OR, if using apples, sprinkle a little cinnamon! OR, try almond butter instead of peanut butter. OR, add a teaspoon of your favorite nut chopped for crunch! Be creative and experiment to your taste!

## Can You Solve the Puzzle?



### Bible Prophets

#### Across

2. Rescued from a mud pit
5. Married a harlot
8. Taken up in a whirlwind
9. Hid 100 prophets
10. Swallowed by a great fish
12. Thrown in a lion's den

#### Down

1. Saw 4 craft masons in a vision
3. Spoke to dry bones
4. Cured the waters of Jericho
6. Tender of Sycamore Trees
7. Lips touched by hot coal
11. Prophet to David

## HEBREW LESSON

Learn how to say some animals in Hebrew...

Dog - kelev



Cat - hatul



Camel - gamal



Horse - sus



Rabbit - shafan



Fish - dag



Bear - dov



Bird - tsipor



## Shalom Readers!



We would love to add a coloring page to the Children's Page each month. If you like to draw pictures from something in the bible and would like to share with other children, please send and we will include the page!

If you are inspired, please send your ideas to:

[Feedmylamb26@hotmail.com](mailto:Feedmylamb26@hotmail.com)

Thank you and YAHWEH bless!

## Gideon's Torch and Jar Craft

YAHWEH said to Gideon, I will deliver you by the three hundred men who lapped, and shall give Midian into your hand. And all the people shall go, each to his place. Judges 7:7

### Supplies Needed:

- Paper Lunch Bag
- Paper Towel Roll
- Scissors
- Crayons
- Glue or Glue Stick
- Jar and Flames Pattern



### Instructions:

1. Color jar and flames pattern with crayons.
2. Cut out jar and flames.
3. Glue the flames to the paper towel roll.
4. Glue the jar on the front of the paper bag.
5. Cut out the Bible verse below and glue under the jar on the paper bag.
6. When everything is done, you can put the torch in the jar bag.
7. You could also glue brown construction paper around the paper towel roll if you like!



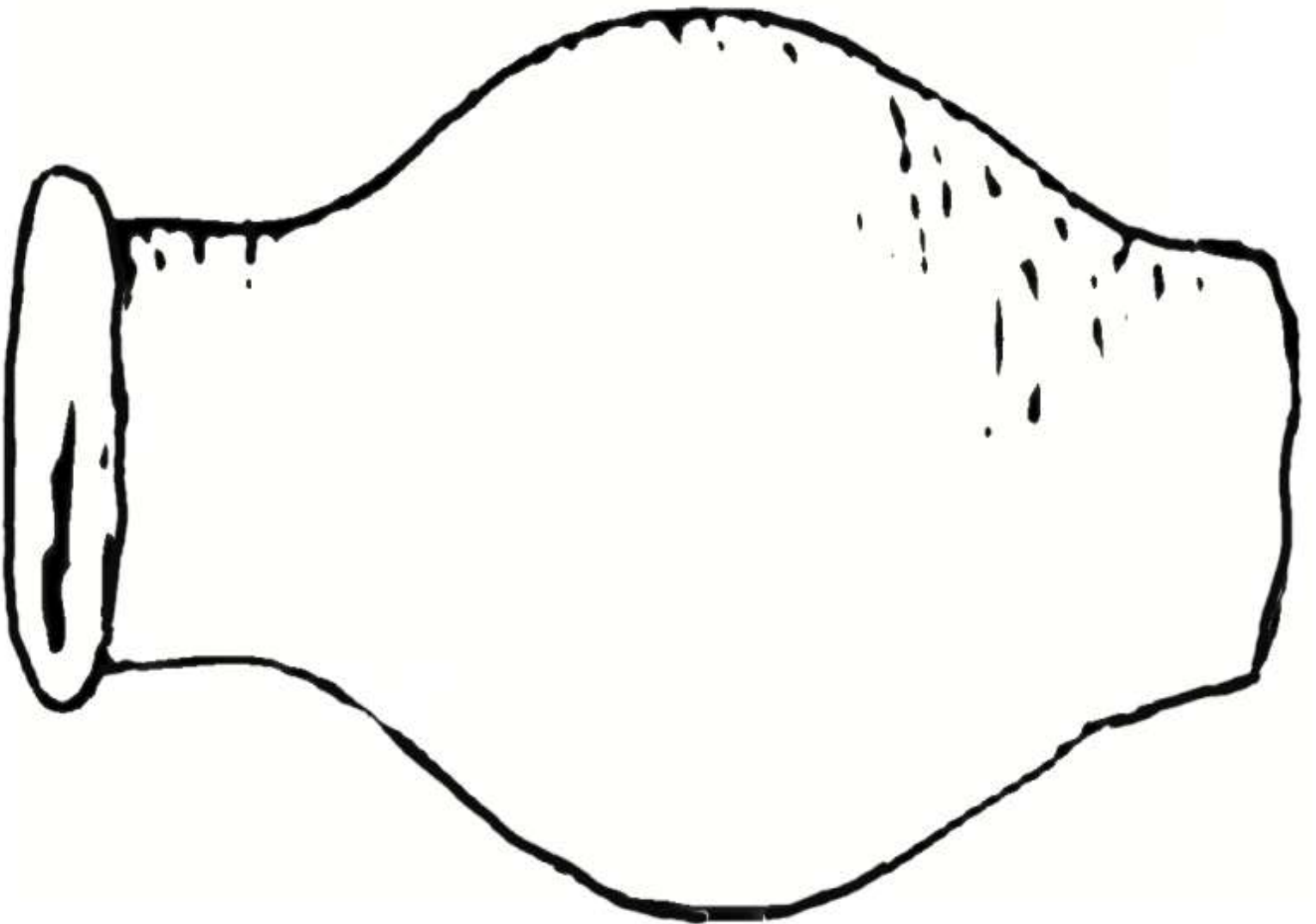

The three companies blew with their ram's horns, and broke the jars, and held the torches in their left hand; and in their right hand the ram's horns, and they cried out,

**A sword for YAHWEH and for Gideon!**

*Judges 7:20*

*You can find this craft at [Hiswondrousworks.com](http://Hiswondrousworks.com) in the Bible Activities section!*

JAR and FLAMES PATTERN





# FEED MY LAMBS

CHILDREN'S PAGE

TO **YAHWEH**  
BE ALL PRAISE,  
HONOR, and GLORY



SEPTEMBER 2014  
HISWondrousWorks.com



## "Spreading the Good News - One Lamb, at a Time"

### Bible Story Time

**JOSHUA and the WALLS OF JERICO**

*Joshua 6:1-21*

The city of Jericho was closed, so that sons of Israel could not come in or go out.

**YAHWEH** told Joshua that He would give Jericho and its king and its mighty warriors, into his hand. He told him to go around the city, with his men, one time. They will do this for six days. Seven priests will have seven trumpets of rams' horns before the ark. On the seventh day, they will go around the city seven times, and the priests will blow with the rams' horns. When they make a long blast with the ram's horn, all the people will shout with a great shout. The wall of the city will fall down underneath and the people will go in to capture the city.

Joshua called the priests and said to them, "Take up the ark of the covenant and let seven priests bear seven trumpets of rams' horns before the ark of **YAHWEH**." He said to the people, "Pass on, go around the city, and he who is armed shall go on before the ark of **YAHWEH**."

When Joshua spoke to the people, the seven priests bearing seven trumpets of rams' horns before **YAHWEH** passed on and blew with the rams' horns. The ark of the covenant of **YAHWEH** went after them. The armed men went before the priests blowing the rams' horns and the rear guard followed after the ark blowing with the rams' horns.

Joshua commanded the people, "You shall not shout, nor cause your voice to be heard, nor shall there go from your mouth a word until the day I say to you, Shout! Then you shall shout."

The ark of **YAHWEH** went around the city, going around one time. They went to their camp and remained there. Joshua rose early in the morning, and the priests carried the ark of **YAHWEH**.

The seven priests bearing seven trumpets of rams' horns were walking before the ark of **YAHWEH**, going on, and they were blowing with the rams' horns. The armed men went before them and the rear guard went behind the ark of **YAHWEH**, blowing with the rams' horns. They circled the city on the second day one time, and returned to the camp. They did this for six days.

It happened on the seventh day, they rose early and went around the city seven times in the same way. Only on that day they circled the city seven times. It happened at the seventh time the priests blew with the rams' horns.

Joshua said to the people, "Shout! For **YAHWEH** has given you the city. The city will be devoted to **YAHWEH**, and all that is in it. Only Rahab the harlot will live, she and all who are with her in the house, because she hid the messengers that we sent."

"You keep clear of the cursed things, so that you do not become accursed by taking these things, and also make the camp of Israel become accursed, and trouble it. All the silver and gold, and vessels of bronze and iron, they are holy to **YAHWEH** and they will be brought into the treasury of **YAHWEH**."

The people shouted, and blew with the ram's horns, and it happened, when the people heard the sound of the ram's horn, the people shouted a **GREAT SHOUT!** The wall fell under it! The people went up into the city, and they captured the city. They destroyed all that was in the city, from man to woman, from young to aged, to ox, and sheep, and donkey. All were destroyed by the mouth of the sword.

#### MINI LESSON:

**Remember!** *For nothing shall be impossible for **YAHWEH**. Luke 1:37*

How many times did the people march around the city?

Who carried the ark of the covenant?

What did the people do differently the 7<sup>th</sup> time around?

How did the walls fall down?

Who brought the walls down?

When they captured the city what did Joshua tell them to do?

### Israel Fun Facts...

#### What Fruit Bears the Crown of a King?



The **pomegranate** is one of the oldest known fruits.

In scripture, the pomegranate was a very important part of the Israeli culture and became a powerful symbol of royalty and fruitfulness. In the book of Exodus, images of pomegranates were commanded to be woven on the high priests robe. It was one of the fruits, in the book of Numbers, the spies brought back after spying out the land.


The tree can live between 100-150 years in the wild and up to 300 years or more in gardens. The fruit itself is actually considered a berry and except for the crown-like structure at the top or bottom of the pomegranate, called the calyx, it looks like an apple. There are over 760 varieties. In Israel, the most common pomegranates grown are 'Wonderful' and 'Red Loufani.'

Every part of the pomegranate can be used for something. It has many health benefits and healing properties.

## EXPLORE THE ANCIENT CITIES...

### JERICHO

The word Jericho means "fragrant." The **city of Jericho** is described in the bible as the "City of Palm Trees (Judges 3:13)." It is located north of the Dead Sea and thought to be the oldest inhabited city known to man.

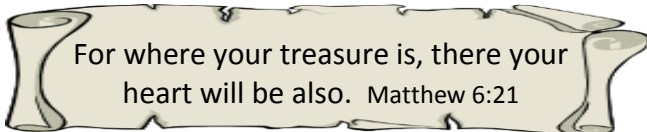


Along with Jerusalem, Jericho is one of the most popular places for archaeologists to explore. In the 1930's and also later in the 1950's, archaeology teams found ancient storage jars that were still full of grain!

The discovery led many scholars to believe the city of Jericho was conquered at harvest time and burned, but not looted. When Joshua and his men captured the city they were not allowed to take anything except gold and silver for the treasury of YAHWEH.

Today, Jericho is located in the West Bank and under complete control of the Palestinians.

### Memorize the Bible Verse!



### Healthy Snack Idea:

#### Chickadee-Pea Poppers

*Crunchy and Delicious!!*




#### Ingredients:

- 2 cups of cooked chick peas (or one 12 oz. can)
- 1 tablespoon olive oil
- ½ teaspoon garlic powder or your favorite seasonings

#### Directions:

1. Heat oven to 400 degrees. Use a baking sheet covered with tinfoil.
2. Drain the chickpeas in a large colander for about 15 minutes to get rid of as much moisture as possible. If using canned, rinse the peas first.
3. In a large bowl, gently mix together all the ingredients.
4. Arrange the seasoned chickpeas in a single layer on the baking sheet.
5. Cook for 15 minutes. Carefully, take the tray out of the oven, mix gently so that the chickpeas cook evenly, and cook another 15 minutes.
6. Cook until chickpeas are crispy, but be careful not to burn them!
7. Sprinkle with salt. Let cool for 15 minutes and eat.

## Can You Solve the Puzzle?



### BOOKS of the BIBLE

*In what books are these found?*

#### Across

1. Samson, Gideon, Jephthah...
5. Marriage to a foreign king
6. Journeys of Paul
7. Lion's Den
9. From Creation to Joseph's death
10. A great fish

#### Down

1. Fourth book of "the gospels"
2. Armor of YAHWEH
3. Re-building the walls of Jerusalem
4. Seals, Bowls, & Trumpets
8. The book of faith

## HEBREW LESSON

**1** - achat

**2** - shtaim

**3** - shalosh

**4** - arba

**5** - chamesh

**6** - shesh

**7** - shevah

**8** - shmoneh

**9** - tesha

**10** - eser

*Count to ten in Hebrew!*

## Shalom Readers!



The Feast of Trumpets is on September 25!

Don't forget to get your feast activity booklet at [HisWondrousWorks.com](http://HisWondrousWorks.com).

Thank you and YAHWEH bless!



# The WALLS of JERICHO

And it happened at the seventh time the priests blew with the ram's horns. And Joshua said to the people, Shout! For YAHWEH has given you the city. Joshua 6:16

## SUPPLIES NEEDED:

- 2 large pieces of brown construction paper or 6 (4.5" x 6.5") sheets
- Black construction paper 3"x 3" square
- Scissors
- Glue
- Masking tape
- Colored pencils or crayons
- Hole punch
- 12" piece of yarn or string
- Half of a toilet paper roll
- Cut-out and template provided

*If you don't have the colored paper, NO worries! You can color white paper with crayons!*

## How to Do ~

### Cutting and Coloring:

Templates and Cut-outs on page 4


1. Using the wall template, cut 4 rectangles of brown construction paper (about 6" x 3").
2. Using the tower template, cut 6 each (2" x 4 ½").
3. Using the gate template, cut 1 black square (3" x 3").
4. Cut out the Israelite men picture. You can cut on the line, or cut to make it smaller.
5. After cutting out the picture, color with crayons or colored pencils.

### Assembly:

1. Tape the 4 walls together, end to end, with small pieces of masking tape so the walls stand up and form a box shape. **(See Example A)**
2. Glue the 6 towers to the inside of the walls. Two in the front, two in the back and one on each side.
3. Glue the gate on the front wall between the two towers. **(See Example B)**
4. Add glue to one side of the toilet paper roll and add the colored cut-out of the Israelite men.
5. Punch a hole on each side of the paper roll and thread the yarn through the holes and tie a knot. **(See Example C)**
6. When assembly is all finished, pull the Israelite men around Jericho with the string to show how they marched around the walls.
7. The walls can be collapsed down flat on the seventh time around!



Example A



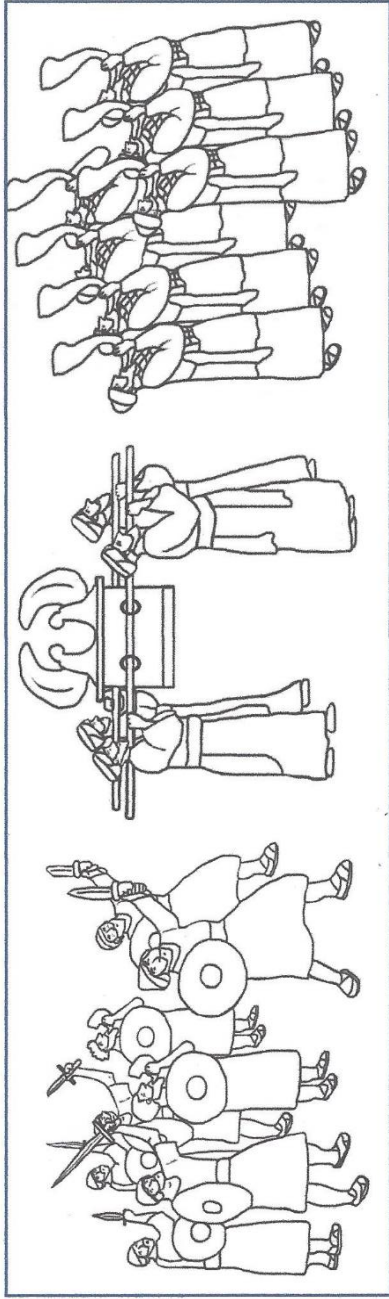
Example B



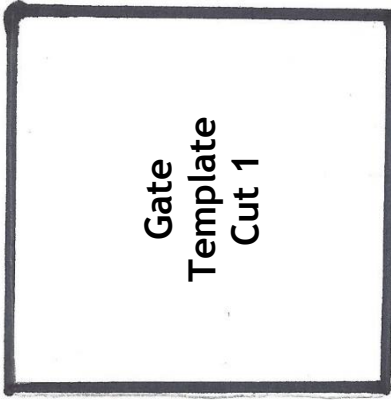
Example C



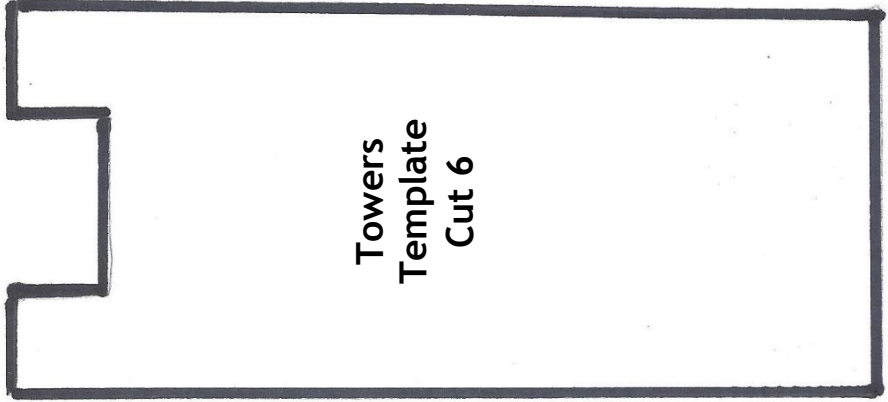
# WALLS OF JERICHO CUT-OUT and TEMPLATES




Israelite Men Cut-Out



Gate  
Template  
Cut 1



Towers  
Template  
Cut 6



Walls Template - Cut  
4



# FEED MY LAMBS

CHILDREN'S PAGE

TO **YAHWEH**  
BE ALL PRAISE,  
HONOR, and GLORY  
HISWondrousWorks.com  
OCTOBER 2014



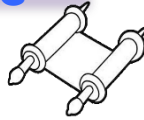
## "Spreading the Good News - One Lamb, at a Time"

### Bible Story Time



#### A Time of Great Rejoicing

*Nehemiah 8*



All the congregation who came out of their captivity made Sukkoths, and they sat under them. For since the days of Joshua, until that day, the sons of Israel had not done so. There was great gladness.

Also day by day, from the first day until the last day, Ezra read in the Book of the Torah. They performed the feast for seven days, and on the eighth day they came together according to what was written in the Torah.

#### MINI LESSON:

Who read from the Book of the Torah?

How did the people worship YAHWEH?

Why were the people weeping?

Why were the people so excited when they heard the Words in the Torah?

What did Nehemiah tell the people to do?

Why is it so important to keep YAHWEH's commanded Feasts?

After the Jerusalem wall was re-built, all the people gathered together in the plaza of the sanctuary before the Water Gate.

They spoke to Ezra who was the priest and a scribe, and asked him to bring the Book of the Torah of Moses, which YAHWEH had commanded to Israel.

On the first day of the seventh month, he brought the Torah before the men and women of the congregation and he read it from the morning until noon.

All the people listened to the Book of the Torah. Ezra stood on a pulpit made of wood and he opened the book for the people to see. When he opened it, all the people stood up.

Ezra blessed YAHWEH, the great Elohim and all the people answered, "Amen, Amen," lifting up their hands. They bowed and worshiped to YAHWEH with their noses to the ground. They were made to understand the Torah.

Nehemiah the governor, Ezra and the Levites who taught the people, said to them, "This day is holy to YAHWEH your Elohim. Do not mourn or weep." The people wept when they heard the Words of the Torah. Then he said to them, "Go eat, and drink, and share with him who has nothing prepared. For this day is holy to our Master. Do not be grieved for the joy of YAHWEH, for He is your fortress."

The Levites were silencing all the people, saying, "Be quiet, for today is holy, and do not be grieved." So, all the people went to eat, and to drink, and to share, and to make great rejoicing, because they understood the Words of the Torah.

On the second day, the chief of all the people, the priests, and the Levites, went to Ezra to hear and understand the Words of the Torah. They found written in the Torah, which YAHWEH had commanded by Moses, that the sons of Israel should dwell in booths in the feast in the seventh month. They should tell the people in all their cities, and in Jerusalem, saying, "Go to the mountain and bring olive leaves and wild olive leaves, and myrtle leaves, and leaves of palm, and leaves of thick trees, to make booths, as it is written."



So, the people went out and brought back the leaves from the trees. Each man made booths for themselves. They made them on their roofs and in their courts, and in the courts of the house of YAHWEH. They made them in the plaza of the Water Gate, and in the plaza of the Ephraim Gate.

### Israel Fun Facts...

#### A Choice Plant of the Land

The **Myrtle** is a common tree that grows all over Israel. On the dry and sandy hillsides it will grow as a shrub, but it can grow into a tall tree if there is enough moisture in the soil.

The leaves are dark green with a refreshing scent like Eucalyptus and they are very bitter tasting. They can be used as a spice in cooking. Essential oil is also made from the leaves and has many health benefits.

Thin, and delicate, star shaped, white flowers bloom in the summer months on these trees. They also produce dark-colored berries that look like blueberries. These can be eaten raw.

In Isaiah 41:19, Myrtle is mentioned as one of the choice plants of the Promised Land. It was also one of the trees used in the Feast of Tabernacles in Nehemiah 8:15.

Today, in Israel, the Myrtle is still used in the sukkah. In Jewish tradition, myrtles are used to decorate the bed a baby is born in. They are also brought as part of the blessing for a bar mitzvah and weddings.





EXPLORE THE ANCIENT CITIES...

The City of the Great King

**Jerusalem** has been destroyed, surrounded, attacked, captured and recaptured many times throughout history. In the days of Abraham, Jerusalem was called "Shalem". It is the eternal capital and headquarters of YAHWEH where He dwells and where His kingdom will be forever. It is the place where YAHWEH chose to put His Name and the place where the males are to appear before Him three times a year for the Feast of Unleavened Bread, Feast of Weeks and the Feast of Tabernacles.

Mount Zion is YAHWEH's holy mountain and it is located in Jerusalem. King David built the "City of David" in Mount Zion and King Solomon built the Temple of YAHWEH there.

Jerusalem is thought to be the "center of the world". Its elevation is 2600 feet above sea level. Today, there are 1,578 public gardens, parks and over 60 museums there. The Jerusalem Botanical Gardens have over 6,000 species of plants.

Archeology continues in Jerusalem and over 2,000 known sites have been discovered. Many volunteers come to work in Jerusalem, about 30,000. The Old City is divided into four sections called Quarters, they are the Christian, Armenian, Muslim and Jewish Quarters. There are seven open gates that remain in the Old City of Jerusalem.

Olive trees up to 500 years old remain in the city and on the Mount of Olives. Some in the Garden of Gethsemane are believed to date back to the time of Yahshua, over 2000 years old!

The Mount of Olives has about 150,000 graves dating back to the 15th century until now. It is a place where many people desire to be buried because the Messiah Yahshua will return on the Mount of Olives.

**Great is YAHWEH, and exceedingly to be praised in the city of our Elohim, His holy mountain. Beautiful on high, the joy of all the earth, is Mount Zion, in the sides of the north, the city of the great King. Psalms 48:1-2**

Healthy Snack Idea:

DELICIOUS DATE DIP

A super simple snack using one of the Sukkot feast harvest fruits!



Ingredients:

- 10 pitted dates
- 1 TB water
- 1/3 cup plain yogurt



Place ingredients in a food processor or blender. Blend until mixture is smooth. Pour into a dish and serve.

To eat with the dip, try...

- Baked tortilla cut into triangle pieces
- Toasted pita bread cut into thin strips
- Toasted slice of whole wheat bread cut into strips
- Carrot and celery sticks

Can You Solve the Puzzle?

TREES & SHRUBS of ISRAEL

ACROSS

- 2. choice plant of the land
- 5. symbol of peace
- 7. climbed up by a small man
- 9. used in first Passover
- 10. used in building ark of covenant (Ex 25:10)
- 11. used in sukkah, lives by water, (Ezek 17:5)
- 12. Abraham planted in Beer-Sheva (Gen 21:33)

DOWN

- 1. used to build Noah's ark (Gen 6:14)
- 3. first to bloom, has a nutty fruit
- 4. produces fruit fit for a king
- 6. fruit can make honey (2 words)
- 8. leaves were once used as clothing (Gen 3:7)

HEBREW LESSON

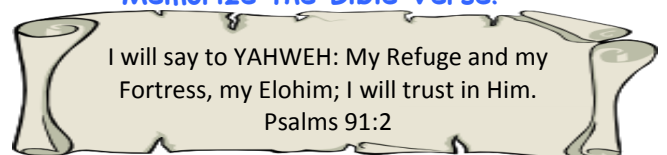
Can you say the harvest fruits in Hebrew?

- Fig – te'edah
- Date – tamar
- Pomegranate – rimon
- Olive – zayit
- Grapes - anaveem



Memorize the Bible Verse!

I will say to YAHWEH: My Refuge and my Fortress, my Elohim; I will trust in Him. Psalms 91:2





## LESSONS from the BIBLE:

### The Words of Our Mouth!

Did you ever say something mean to someone and it hurt them? Maybe you were angry or hurt and you wanted to make them feel bad too? How did it make you feel after you let the words come out of your mouth? The bible tells us in Proverbs 12:18 that "rash (quick) speaking is like thrusts of a sword". Oh how our words can hurt. They can cut like a knife and hurt someone by crushing their spirit. We cannot take the words back once they come out of our mouth. James 3:5 tells us, "So also the tongue is a little member, and boasts great things. Behold, how a little fire sets ablaze large forests"!

#### What can you do?

If someone is angry with you, instead of arguing with them or saying something mean or foolish, think of something nice to say to them. Yahweh tells us in His Word that "a soft answer turns away wrath, but a hurtful word stirs up anger". (Proverbs 15:1) You might even put a smile on their face! A man has joy by the answer of his mouth, and how good is a word in its right timing! (Proverbs 15:23)

#### Now what about gossip?

Has someone ever told you something personal and you told someone else? Or maybe you were with a group of friends and they were talking about another person who wasn't there? It might seem like it's not that bad, but it is and Yahweh strictly forbids it. In Proverbs 20:19, it tells us that "a revealer of secrets walks about as a gossip, so do not meddle with him who opens his lips wide. We are not even supposed to be around someone who is always talking about other people.

#### What should you do if this happens?

- Do not associate yourself with someone who is known to gossip
- If someone starts to gossip — change the subject or tell them it is wrong to gossip. If they continue, excuse yourself and walk away
- If you are the one with a habit of gossiping — repent and ask Yahweh to change your heart
- If you are the person someone is gossiping about — talk to the person that spread the rumor about you

Yahweh's Word has much to say about how we speak to others. So, we need to remember to be very careful and considerate before speaking with our mouth. Always try to let our words be encouraging and uplifting. Yahshua tells us, "For by your words you will be justified, and by your words you be condemned". (Matt 12:37)

*Bible memory verse:*

**Let the words of my mouth and the meditation of my heart be pleasing before You, O YAHWEH, my Rock and my Redeemer. Psalms 19:14**

### OH NO, DID I SAY THAT?



The Israelites wandered in the desert for 40 years until they died because they murmured too much. They were not allowed to cross into the Promised Land because of their lack of faith and the words of their mouth. One might say, "I would **never** do that", but have you ever tested yourself to see how much you actually do murmur?

YAHWEH tells us to "do all things without murmuring" (Phil 2:13). So try this little test on yourself for one whole day and see what the results are! You might even want to try it together with your family.

Every time you grumble, complain, whine, murmur or say something negative, break off a small piece of tape and stick it on your shirt somewhere. Let it be visible for everyone to see and be completely honest with yourself marking each offense with tape. Even if someone didn't hear you grumble, YAHWEH did and HE is the most important One of all! Also, don't purposely keep your mouth shut all day, otherwise the exercise does you no good. Act like you normally do. Do not remove the tape until the end of the day when you have finished the exercise.

At the end of day, you may be surprised how many times you opened your mouth to speak in a negative way. It should shame us to see how many times we complained, but don't be discouraged! When you are aware of a problem you can work to fix it. Remember also, you are not alone, Phil 4:13, "I can do all things through Messiah; the One giving me strength".

### Bible Trivia:

1. What did King Solomon ask Yahweh to give him?
2. What kind of work did Zacchaeus do?
3. What was the first miracle Yahshua did?
4. What was the name of the river John baptized in?
5. Who became Ruth's husband?
6. What was the name of the mountain where Moses received the 10 commandments?

1-Wisdom, 2-tax collector, 3-turned water into wine, 4-Jordan, 5-Boaz, 6-Mt. Sinai

### Shalom Readers!



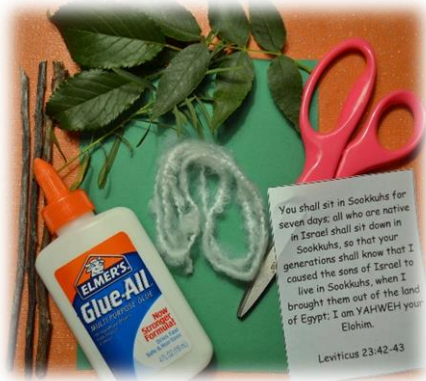
#### CHAG SEMEACH (Happy Feast)!!!

The Feast of Sukkot is October 9-16 and the Sukkot Activity Booklet will teach you about the feast with puzzles, coloring pages and lots more. It is available on [HisWondrousWorks.com](http://HisWondrousWorks.com)!

**Have a joyful and blessed feast!**

# Sukkah Bible Verse Hanging Picture

*And they found written in the Torah which YAHWEH had commanded by Moses, that the sons of Israel should dwell in booths in the feast of the seventh month: And that they should make heard and cause to pass the call in all their cities, and in Jerusalem, saying, Go forth to the mountain and bring olive leaves and wild olive leaves, and myrtle leaves, and leaves of palm, and leaves of thick trees, to make booths, as it is written. Nehemiah 8:14-15*



## Supplies Needed:

- Scissors
- Glue
- 3 Small Sticks (about 7" long)
- Leaves from the trees or plants or artificial leaves to make it last longer
- Small piece of yarn
- Bible Verse Cut-out
- 7" x 5 1/2" piece of sturdy construction paper

## Bible Verse Cut-out

You shall sit in Sookkuhs for seven days; all who are native in Israel shall sit down in Sookkuhs, so that your generations shall know that I caused the sons of Israel to live in Sookkuhs, when I brought them out of the land of Egypt; I am YAHWEH your Elohim.

Leviticus 23:42-43

## How to Make:

1. Cut out bible verse on this page.
2. Glue a stick on each side of long side of paper.
3. Glue the third stick across the top of the paper.
4. Glue on the leaves to cover the top stick.
5. You can add little red circles to the leaves to make it look like pomegranates are hanging.
6. Glue the bible verse in the center of paper.
7. Punch a small hole at the top and add the string. Tie a knot.
8. Let the glue dry overnight before hanging.





# FEED MY LAMBS

CHILDREN'S PAGE

TO YAHWEH BE  
ALL PRAISE,  
HONOR, and GLORY



HISwondrousWorks.com  
NOVEMBER 2014

## "Spreading the Good News - One Lamb, at a Time"



### Bible Story Time

#### A Centurion's Faith

Luke 7:1-10

After teaching throughout the Land, Yahshua went to Capernaum. A certain centurion, a soldier of the Roman army, lived there. He had a servant that was dear to him and he was very ill and close to dying.

The centurion heard about Yahshua and he sent Jewish elders to Him to ask if He might come and heal his servant.

The elders went to Yahshua and earnestly begged Him, saying, "He to whom You give this is worthy". They told Yahshua how he loved the nation and that he built the synagogue for them. So, Yahshua went with them.

When they were near the house, the centurion sent his friends to Yahshua to speak for him. They said to Yahshua, "Do not trouble yourself, for I am not worthy that You come under my roof. For this reason I did not count myself worthy to come to You. But, speak with a word, and my boy will be healed. For, I also, am a man under authority, having soldiers under myself. I say to this one, Go! And he goes. To another, Come! And he comes. To my slave, do this! And he does it."

Hearing these things, Yahshua marveled at him. He turned to the crowd following Him, and He said, "I say to you, I did not find such faith in Israel!"

The friends of the centurion returned to the house and found the servant healed from his sickness.

#### MINI LESSON:

Why did the centurion send the elders and his friends to Yahshua instead of going himself?

What did the centurion have that he knew Yahshua also had?

What does it mean to have authority? Can you give some examples of someone who has authority?

Why do you think Yahshua marveled at the faith of the centurion?

#### Memorize the Bible Verse!

In the beginning was the Word, and the Word was with Elohim, and the Word was Elohim.

John 1:1

### EXPLORE THE ANCIENT CITIES...

#### The Mountains of Gilead

Gilead was a well-known city in the bible. It was a rugged and mountainous area located east of the Jordan River. It is sometimes called Ramoth Gilead and Jabesh-Gilead. The Israelite tribes of Reuben, Gad and Manasseh were given this land as part of their inheritance. Today, Gilead is referred to as Jordan.



In Joshua 20:8, Ramoth Gilead was named as one of the cities of refuge. It was a place for an innocent person to flee to if someone was seeking their life in revenge. In the time of the Judges, the Ammonites troubled the Israelites in Gilead and they cried to YAHWEH to deliver them. Jephthah was a mighty warrior from Gilead. The people chose him to deliver them from the Ammonites (Judges 11). Jephthah made a foolish vow to YAHWEH for victory over the Ammonites. YAHWEH delivered the Israelites by the hand of Jephthah.

When King Saul and his sons died, they were buried under a Tamarisk tree in Jabesh-Gilead (1 Samuel 31). His son, Ishbosheth, made king by Abner, ruled over Gilead for two years (2 Samuel 2:8-9).

A few other famous people in the bible from Gilead were Jair, a judge of Israel, Elijah the prophet, and Jehu, a King of Israel.

Gilead was also famous for producing a balm made from a gum resin plant. It was known as, the **Balm of Gilead**. Sticky buds on the plant were used to make balm and medicines for healing.

*Is there no balm in Gilead? Is there no healer there?... Jeremiah 8:22*

#### Israel Fun Facts...

##### The Eyes of the Nation

The highest mountain in Israel is called **Mount Hermon** with an elevation of 9,200 feet (2,814 meters) above sea level. The height of the mountain gives the military of Israel an early warning of any potential threats. The mountain is located between the countries of Lebanon, Syria and Israel and shared by all three.

The mountain has three main peaks, or summits. Snow falls in the winter and spring and the peaks are covered. The melting snow and rainfalls cause the water to seep into the mountain's porous rock, soaking it up like a giant sponge. With water running down the mountain, springs are fed at the mountain's base. These springs flow into streams and rivers nearby and then merge into the Jordan River.

Mount Hermon is thought to be the mountain where Yahshua was transfigured before Peter, John and Jacob.

*And after six days, Yahshua took Peter and Jacob, and his brother John, and brought them up into a high mountain privately. Matthew 17:1*





## CRAFT CORNER:

### Shield of Faith Book

#### Supplies Needed:

- Paper print-outs (2)
- Scissors
- Stapler
- Crayons



#### Instructions:

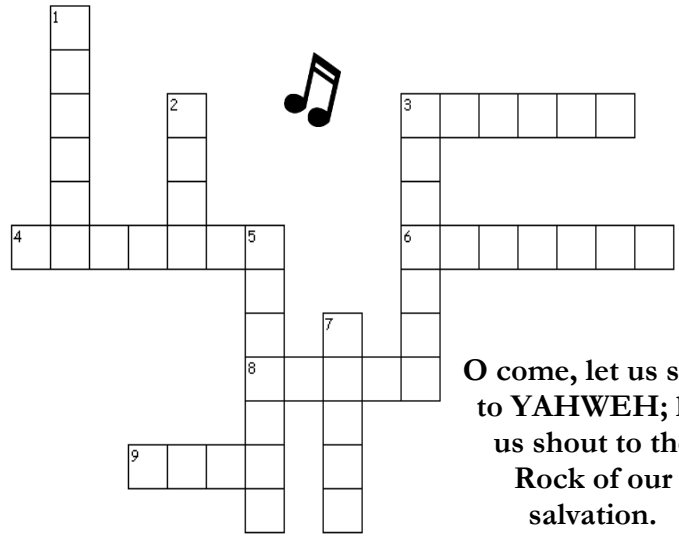
Cut out all the shields on the pages provided at the end of this Children's Page.

Starting with the cover page, then page one, put them in any order you would like.

Staple along the top edge to keep the pages together.

Finish by coloring the shields.

## Can You Solve the Puzzle?



O come, let us sing  
to YAHWEH; let  
us shout to the  
Rock of our  
salvation.  
Psalms 95:1



## INSTRUMENTS in the BIBLE

#### ACROSS

3. like the trumpet (Dan 3:7)
4. horn made of silver (Num 10:2)
6. played in Scotland (Dan 3:5)
8. Levites wore on their garments (Ex 28:33)
9. like a small harp (Psm 98:5)



#### DOWN

1. a Ram's Horn
2. David played this with praise to YAHWEH
3. small round metal plates (Psm 150:5)
5. another name for tambourine (Ex 15:20)
7. a long pipe with holes (1 Sam 10:5)

## CRUNCHY APPLE RINGS

*With apples in season, this is a simple, yummy and crunchy snack to share with another!*



#### Ingredients:

- Apple
- Peanut OR Almond Butter
- Granola

#### How to Make:

1. Peel skin from apple if you desire.
2. Carefully, remove the core from the center of the apple, keeping the apple whole.
3. Slice the apple into rings.
4. Spread the nut butter on the top of each apple ring.
5. Sprinkle granola on the nut butter.
6. Arrange rings on a plate.
7. Top with sprinkling a little cinnamon on the rings.
8. Ready to eat!


**REMEMBER:** Please be safe and prepare the snacks with an adult!

## HEBREW LESSON

**Be'te-Avone!! (Bon Appetite)**  
"Enjoy your Meal"



Plate - Tsa-la-khat  
Bowl - K'a'Rah  
Cup - Kos  
Spoon - Kaf  
Fork - Mazleg  
Knife - Sakeen



## LESSONS from the BIBLE:

### WHAT IS FAITH?

Do you remember the bible story in Matthew 14, when Yahshua walked on the waves of the sea during a terrible storm? Peter had enough courage to get out of the boat and walk out to Yahshua, but within a few small steps on the water he looked around seeing the storm and he began to sink. Yahshua asked Peter, "O you of little faith, why did you doubt Me?"

Do you believe you would have enough faith to walk out to Yahshua like Peter did? Remember, it only took a moment for Peter to take his eyes off the Master.

There are many stories and examples in the Bible that teach us about faith. But, what exactly does it mean to have faith?

Yahweh's Word (Hebrews 11:6), tells us that it is impossible to please Yahweh without faith. We must first believe that **HE IS** and that He exists. True faith is believing that He will do what He says in His Word. For nothing is impossible with Yahweh (Luke 1:37).

Sometimes, our human nature can fool us and make us think we have faith, but we really don't have what we think we do. That's because sometimes we put more trust in how we feel or what we want, instead of seeking Yahweh and finding out what His Word says.

It is good to keep a positive attitude and hope for the best, but true faith is trusting that Yahweh will never leave you or forget about you. We may not understand why things happen or why they don't happen, but we can trust that Yahweh knows best for each of us because He loves us.

Faith is a gift from Yahweh (Ephesians 2:10) and He wants to give it to anyone who asks of Him. To help our faith grow, it is very important to pray and study the Bible. Practicing these good habits daily will increase our faith and keep our eyes on the Master!



### Walking by Faith and Not by Sight

*It is easy to take our eyes off the Master because we get distracted by things going on around us or by our own selfishness. This is a little exercise on faith and trust that you can do with someone, or as a group.*

Find something to use as a blindfold and wrap it tightly around your eyes so that you cannot see anything. Not even a peek! Ask someone to give you directions around the room so that you don't run into anything and get hurt. Listen carefully to their voice and do exactly what they tell you to do. Try this for at least three minutes or longer.

Now remove the blindfold and try it again. After you have finished the exercise, discuss with each other what you have learned. A couple things to think about:

*Was it easier to focus on the one leading you when you were wearing the blindfold? Did you trust they wouldn't lead you in the wrong direction or let you get hurt? When you removed the blindfold did you get distracted by wanting to go in your own direction? Or did you wonder why they made you go here or there?*

**Trust in YAHWEH with all your heart, and lean not to your own understanding. In all your ways acknowledge Him, and He shall direct your paths. Proverbs 3:5-6**

### Bible Trivia:

1. How many brothers did Joseph have?
2. What did Rahab hang out her window to save her household?
3. How long did Daniel spend in the lion's den?
4. Who is the sister of Moses?
5. Which apostle was stoned to death?
6. Who is the Master of the Sabbath?

1-11 brothers, 2-scarlet thread, 3-1 night, 4-Miriam, 5-Stephen, 6-Yahshua

### Shalom Readers!



If you have a favorite snack, Bible verse, or craft you would like to share with other children, please let us know and we would be glad to include in a future Children's Page! You can contact us through [HisWondrousWorks.com](http://HisWondrousWorks.com).

Thank you and YAHWEH bless!



Book Cover

## What is Faith?

It is belief that  
YAHWEH exists and  
that He will do what He  
says in His Word!

Page 1

For You, O YAHWEH,  
will bless the righteous;  
You will surround him  
with favor, as with a  
shield.  
Psalms 5:12

For nothing shall be  
impossible with  
YAHWEH.  
Luke 1:37

For by grace you are  
saved, through faith, and  
this is not of yourselves;  
it is a gift of YAHWEH;

Ephesians 2:10

But without faith it is  
impossible to please YAHWEH.  
For it is right that the one  
drawing near to YAHWEH  
should believe that **He is**, and  
that He is a rewarder of those  
that diligently seek Him.

Hebrews 11:6

Now faith is the substance of things being hoped, and it was the substance of things that have come to pass, and the evidence of things not having been seen.

*Hebrews 11:2*

For we walk by faith, not by sight

*2 Corinthians 5:7*

Behold, I am **YAHWEH, the Elohim of all flesh.** Is anything too difficult for Me?

*Jeremiah 32:27*

But let him ask in faith, **doubting nothing.** For the one who doubts is like a wave of the sea, being driven and being wind tossed;

*Jacob 1:6*

Above all, taking up the shield of faith, with which you will be able to quench all the flaming darts of the evil one.

*Ephesians 6:13*

Then faith comes by hearing, and hearing **through the Word of Elohim.**

*Romans 10:17*





# FEED MY LAMBS

CHILDREN'S PAGE

TO YAHWEH BE  
ALL PRAISE,  
HONOR, and GLORY



HISWondrousWorks.com  
DECEMBER 2014

## "Spreading the Good News - One Lamb, at a Time"

### Bible Story Time

#### Yahshua Heals the Ten Lepers

Luke 17:12-19



Yahshua was on His way to Jerusalem when He passed through the cities of Samaria and Galilee.

He went into a certain village and ten leprosy men met Him. They stood at a distance away from Him. Crying out to Yahshua, they said, "Yahshua, our Master, have mercy on us."

When Yahshua saw them He said to them, "Go show yourselves to the priests." As they were going away, they were cleansed and made clean.

One of the lepers saw that he was cleansed and he returned with a loud voice giving praise to YAHWEH. He fell on his face at Yahshua's feet, thanking Him. He was a Samaritan.

Yahshua said, "Were there not ten lepers cleansed? Where are the other nine? Were none found that they should come and give praise to Elohim? Only this man did, who is from a foreign people."

#### Do you know what Leprosy is?

Leprosy was a horrible disease that attacked the body and could not be cured. It was easy to catch and people feared it very much. People with leprosy were not allowed in the city and they could not go near other people. The Bible tells us in **Leviticus 13**, how leprosy should be handled. The priests were given authority to determine when someone was unclean with leprosy and when they were clean and healed from the disease.

#### MINI LESSON:

Why did Yahshua tell the lepers to go to the priests?

How many lepers returned to Yahshua to give thanks?

Where was the one leper from?

Why do you think the other nine lepers did not return? What kind of excuses do you think they might have had to not return and give thanks to Yahshua?

Why is it so important to give thanks to YAHWEH?

#### Memorize the Bible Verse!

Enter His gates with thanksgiving, into His courts with praise; be thankful to Him; bless His name. Psalms 100:4

### EXPLORE THE ANCIENT CITIES...

#### For two talents of silver...



The King of Israel, Omri, purchased a large hill from a man called Shemer. Omri built on the hill and called the city, **Samaria**. He named it after the previous owner (1 Kings 16:24). It became the capital of the Northern Kingdom of Israel during the time of the 9<sup>th</sup> and 8<sup>th</sup> centuries. The people living in Samaria were called Samaritans.

Many ancient cities were built from bricks of mud, but Samaria was built of stone. Years later, because stone was a good building material, it was taken from the buildings and re-used for construction. So there is very little left of the ancient city of Samaria the Israelites built.

In the time of Joshua, the Israelites captured the northern land, later named Samaria, from the Canaanites. Then the land was assigned to the tribe of Joseph. After King Omri died, he was buried in Samaria. Five other Israelite kings were also buried there. They were Ahab, Jehu, Jehoahaz, Jehoash and Jeroboam II.

Around 330 BC, the Samaritans wanted a temple and they built one on top of Mount Gerzim. They made it their holy mountain instead of Yahweh's holy Mount Zion in Jerusalem. Today, a small Samaritan community still lives there and they continue to observe the Commandments and Feasts of Yahweh in the Torah.

### Israel Fun Facts...



#### WHAT IS A TALENT?

A talent was biblical measurement for weight and money, usually made of silver or gold.

The Hebrew word for "talent" was Kikkar, which means a round silver or gold disk or disk-shaped loaf. The word talent comes from the Greek word *talanton*. It was a large measurement of money.

#### So, how much is one talent?

If the measurement was in money - It was equal to 3,000 shekels or 60 minas, 6,000 drachmas or denarii (Greek and Roman coins of silver).

If the measurement was in weight - It was equal to 34.3 – 43.09 kilograms or 75-95 U.S. pounds. Gold was heavier and weighed a little more than silver.

#### Let's look at a few examples of talents mentioned in the Bible...

When David fought Rabbah he took the king's crown and put it on his head. It weighed a talent of gold (2 Sam 12:30) WOW! That was a heavy crown!

King Solomon received 666 talents of gold in one year! (2 Chron 9:13)

When Ezra, the Levites and the priest rebuilt the 2<sup>nd</sup> Temple of Yahweh they were given 650 talents of silver, silver vessels of 100 talents and 120 talents of gold – Ezra 8:26

## CRAFT CORNER:


### GRATITUDE BANNER

For 14 days do a deed of kindness to show your gratitude and thankfulness to YAHWEH and YAHSHUA!

The instructions for the craft are on the last 3 pages of this Children's Page.



## Can You Solve the Puzzle?



### ACROSS

## The Parables of YAHSHUA

- The foolish son who lost everything became a slave feeding what animals? Luke 15:15
- The seed falling in stony places did not have this. Matt 13:6
- The name of the poor man in Abraham's bosom? Luke 16:23
- What did the enemy sow among the wheat? Matt 13:25
- After the 4<sup>th</sup> time, the Master of the vineyard sent his beloved what to the vinedressers? Luke 20:13
- Who hears the voice of the Doorkeeper (Shepherd)? John 10:3

### DOWN

- What was the wage for the eleventh hour workers? Matt 20:9
- The one who had compassion on the man beaten up by robbers? Luke 10:33
- What did the steward fear losing from his master? Luke 16:3
- The Kingdom of Heaven is compared to a grain of what? Matt 13:31

## Orange Apricot Cheese Fluff

*Creamy, crunchy, chewy and slightly sweet!*



### Ingredients:

- 2-3 Celery Stalks (washed & ends cut)
- 1/2 cup Ricotta Cheese
- 1/2 cup Dried Apricots (chopped small pieces)
- 2 tsp. Orange Zest (finely grate peel of an orange)
- Sliced or Slivered Almonds for topping

### How to Make:

- Mix together ricotta cheese and apricots.
- Add orange zest to mixture.
- Spread mixture into grooves of the celery stalks.
- Top with almonds.
- Cut celery stalks into smaller pieces.
- Arrange on a plate with orange slices and share with others.

### Other ideas:

Use graham crackers instead of celery.  
Add a little honey to mixture if like it sweeter.

**Be'te-Avonell! (Bon-appetit)**


**REMEMBER:** Please be safe and prepare the snacks with an adult!

## HEBREW LESSON

### Greetings & Common Words

Good Night – Leila Tov  
 Good Morning – Boker Tov  
 Good Evening – Erev Tov  
 Please – b'vaka SHAH  
 Thanks very much – Toda Raba  
 Yes – ken      No – lo





## LESSONS from the BIBLE:

## BEING THANKFUL

To be thankful is to feel or show appreciation and gratitude for something. We have so much to be thankful for and YAHWEH tells us to be thankful for everything (1 Thess 5:18).

It's a wonderful feeling to receive a special gift from someone and YAHWEH, our Father, loves to give gifts and blessings to His children too! Sometimes, we don't thank Him for the blessings He gives us and we take His kindness for granted.

In the story of the ten lepers, only one man returned to thank Yahshua and give praise to YAHWEH for his healing. The other nine men were still healed, but they thought only of themselves and didn't return to give thanks. It's just like when we put our whole heart into a special gift to give to someone and they don't even say thank you. It can be a little discouraging and hurtful, but we shouldn't be sad for doing something kind for someone. YAHWEH sees everything and the things we do should always be to please Him.

Did you know that thankfulness is a treasure that comes from the heart? The bible tells us in Luke 6:45; that our mouth speaks out of the abundance of our heart. So, when we are thankful from our heart the words of our mouth will be pleasant to those that hear them. If we choose to be selfish, grumbling and ungrateful, our words will be hurtful and mean.

### How do you show gratitude to YAHWEH?

- **Give thanks to His name.** *Then through Him let us offer up a sacrifice of praise to YAHWEH always, that is, the fruit of our lips, giving thanks to His name. (Hebrews 13:15)*
- **Sing praises to YAHWEH** - *Sing to Him, sing psalms to Him; tell of all His marvelous works. (1 Chron 16:8-9)*
- **Spend time in prayer with Him and tell Him all that you are thankful for**
- **Appreciate the small things in life**
- **Show others love and kindness and also thank them for their kindness**
- **YAHWEH loves a cheerful giver!** (2 Cor 9:7) **So, give to those in need** – *But do not be forgetful of doing good and sharing, for Elohim is well pleased with such sacrifices. (Hebrews 13:16)* -

### How can you be more thankful?

Ask YAHWEH to help you to be more thankful and to practice good habits. Every morning before you get out of bed, thank YAHWEH for giving you another day to live and serve Him. Then before you go to bed at night, thank Him again for all the blessings He gave you that day.

**Finally, always remember...** to be mindful to thank YAHWEH for all things!

And everything, whatever you do in word or in work, do all things in the name of our Master Yahshua, giving thanks to YAHWEH the Father through Him. Colossians 3:17

## GREAT THINGS and SMALL THINGS, WHAT ARE YOU THANKFUL FOR?

Each one of us is a marvelous and wonderful creation in YAHWEH. He gave us eyes to see, ears to hear, a nose to smell, hands to touch and a mouth to praise Him. If you start to grumble, remember this little activity. It will remind you to be thankful to YAHWEH for even the small and simple things in life! You can do this by yourself or with a group of others.

**To do by yourself:** On a piece of paper list the things you are thankful for using the five senses YAHWEH gave you.

**As a group:** Going around to each person, everyone will share something they are thankful for with each one of the five senses. For example: What does everyone see that they are thankful for?

- Eyes – look around and see the beauty YAHWEH has created
- Ears – close your eyes and listen to the sounds of life
- Nose – use your nose to smell the wonderful odors in life
- Hands – feel with your fingers the textures He made or the things you can do with your hands
- Mouth – use your mouth to sing, speak or taste

### Bible Trivia:

1. From which mountain did Moses see all the land of Israel? (Deut 34:1)
2. Who hated Mordecai and the Jews? (Book of Esther)
3. The father-in-law of Moses. (Ex. 18:12)
4. Name the 10<sup>th</sup> plague of Egypt. (Ex 11:5)
5. What was the city YAHWEH told Jonah to go to? (Jonah 1:2)

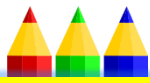
1-Mt. Nebo 2-Haman 3-Jethro 4-Death of first-born 5-Ninevah

### Shalom Readers!



Thank you for reading!

Blessings in Yahshua's Name ~



## CRAFT CORNER:



# Gratitude Banner

### Supplies Needed:


- 2 full sheets colored construction paper
- Different colors of paper to cut squares
- Scissors & Glue & Clear tape
- Black crayon or marker
- Piece of yarn or string (20")
- Hole punch

### How to Do:

Using the template patterns, cut out all the pieces needed on the construction paper. You can use the colors of your choice.




1. Tape the 3 large pieces together on the backside with clear tape to form the banner. Example: A



Example A

2. Spacing apart, arrange the 14 squares on the front side of banner, all the way down to bottom. Example: B




Example B

3. Place a fine strip of glue on the bottom of each square and glue to the banner. Do one at a time until all 14 squares are glued to banner. Example: C



Example C

4. Tape the squares to the banner on both sides with long strips of tape. This will secure the sides of each square. Example: D



Example D

- 5A. Stack together the 6 long strips of paper and with the scissors, cut half way up to make a fringe. Example: E



Example E

- 5B. Glue the back of each fringe strip and attach to the sides of the banner. This will cover the tape.

6. Glue the 1 square to the top of banner. Then glue your bible verse to the square. Punch a hole on each side of square and lace the yarn through the holes and tie a knot. Example: F



Example F

7. On each of the 14 squares write one letter to form the words - THANKYOU YAHWEH

8. Cut out all the deeds and fold each one. Place one deed in each of the 14 squares.

**DEEDS PAGE for your "Gratitude Banner" Project**  
*Cut each of the deeds into a strip of paper*

Make a present for a friend or your brother or sister and give it to them in secret

Tell your parents how much you love them and why

Say a prayer to YAHWEH and name all the blessings you are thankful for

Make a special treat with someone and give it your neighbor

Sing a song to YAHWEH

Smile at everyone you see

Ask someone if you can help them do something

Share a bible verse with someone

Make a card for someone who is sad or sick

Go for a walk with your family and thank YAHWEH for the beautiful things you see

Say you are sorry if you said or did something mean and it hurt their feelings

Give an extra gift offering to YAHWEH to help the poor

Offer to do one of your brother or sister's chores for the day

Do a service project with your family, such as (make bagged lunches for the homeless or donate clothing)

# TEMPLATE for GRATITUDE BANNER

*Use the template pieces as a pattern to cut out  
on the colored paper of your choice*

CUT 3

CUT 14

CUT  
6

CUT 1



**In everything give thanks, for this is the will  
of Elohim in Messiah Yahshua toward you.**

**1 Thessalonians 5:18**