

TREASURE HUNT

...with blank spaces for you to create your own review challenge

Time to Play—approximately 20 minutes non-stop, but can be put down and returned to throughout the day.

Materials Needed:

Page 2 of this document printed off.

Some imagination to create 9 challenges.

A counter, dice, lego mini-figure or other item suitable to act as a place marker.

An attractive reward!

Instructions

Write 9 separate challenges into the blank spaces on the board. Depending on age and stage either create something yourself, or in collaboration with your child.

Make sure you're both in a good mood and ready to play a fun game.

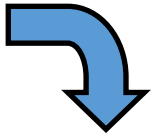

Put your counter / place marker on the red circle to begin and follow the instructions.

Move on to the next space every time a challenge is completed. As soon as it gets too much move away from the piano and go to a different activity.



Return to the game throughout the day, with the aim of getting all the steps done in one day. If you only get part way, no problem! Just try again tomorrow.

If your child gets really good at completing this in one day it's time to attempt the whole journey in one go tomorrow.


Start here, sitting tall, feet flat in front and with perfect Twinkle Hands



POSTURE CHECK
Did you keep your Twinkle Hand all the way?



POSTURE CHECK
Are you still sitting up tall?



You made it!
CONGRATULATIONS
...now collect your reward