

Canning Creations



Canning Arts Group

Like us on Facebook



Follow us on Instagram

ISSUE 48

Sept/October 2020

Canning Arts Group
thanks the
City of Canning for its
continued support.



CITY OF
CANNING

This bi-monthly news-
letter is distributed to
members of the Canning
Arts Group, and a limited
number of printed copies
are available from the
office at Canning Arts
Centre between 9.30 and
2.30pm weekdays.

Contributions from
members are welcome.

Presidents Column

I am calling for a member to put their hand up to come to the centre on Monday, Tuesday, Thursday and Friday mornings at 9.00am to do the COVID cleaning. This will take at most 15 mins to complete. This will be ongoing until restrictions are lifted. CAG may be able to reimburse you for expenses. Even if you can only help for one day that would be very helpful.

What a year it has been. It has been a very difficult year for the centre. First of all we had the COVID problems. We had to close for the first part of the year. Now we have restrictions that require the centre to be cleaned morning and night to prevent any spread of COVID. I would like to express my thanks to Selena our coordinator for all the work she has done to make sure we have all the necessary cleaning and other things in place. I know it's been a frustrating year. I would also thank Selena for her management of the office and classes this year which I think you will all agree has been excellent. Also I would like to compliment the committee this year with their extra work they too have been doing to keep the centre open and running well. Thank you all very much

for your contributions to the group, we could not keep running without our committee. Although it's been a difficult year we have managed to keep the centre running well even with the restrictions. Well done Selena and committee.

Hobby groups are back on track and everyone is enjoying being back having fun and doing their art. It's good to see all classes running and see everyone around the centre again. We have used part of the donation (\$500) given to us from Commonwealth Bank to increase our disabled classes. When you see how happy these students are after their class its wonderful that we can run these classes with the help of our tutor Michelle Culnane. We still have half to spend on the children's classes or award. We were not able to have the award this year but maybe next year.

I contacted the council re our relocation but they said it was being looked at and they will contact us soon. So not sure if this will be delayed because of COVID but I will let the members know as soon as the council inform us.

Southland's sale starts from 26th October and finishes on 1 November. Hope it is a great sale for everyone.

Our totem poles should be up before the end of the year. Started to look at where we can put them but ran into trouble with digging the holes. But we will get this done soon.

Award of Excellence this year is in the Riverton Library from 21st to 29th November. Entry should be in the office by 12 November and pieces delivered to the library on 19th November. I hope everyone is looking for an entry as this is the first year in the library and we would like to have a good representation of work from our members.

Clean up day will be on the Wednesday 2nd December (changed from 1st) and set up for Xmas sale will be 3rd December.

Xmas sale will be from 4th December to 13th December.

Xmas party should be on 11th December but an email will go out to all members with the date and time. We will provide refreshments and drinks. We will have a notice on the door for members to indicate they will be attending and if they are bringing their spouse.

Next year is our 50th anniversary of the arts group. The committee is looking at what we can do for the celebration but with the uncertainty of COVID we have not set anything at present until we know more. But we will have a celebration to mark the occasion. Members will be notified by email once this has been decided.

Nominations for committee members for next year are open. The positions of President, Secretary and Treasurer will be vacant next year and we must have these filled to keep running so please nominate for one of these. The positions on the committee

are also open for nominations. These are voluntary positions and we have meetings about every 5 to 6 weeks, we can only keep the group going if we have the committee to organise the centre and make things happen, so please think about helping the group.

NOMINATION FORMS WILL BE ON THE DOOR. These must be back to the office by 14 January 2021

I will also arrange for the forms to be emailed out to all members.

As this is our and my last newsletter for the year I would like to wish everyone a Merry Christmas and a Happy New Year. Enjoy the break over the holidays and see you all next year for more fun and producing great art.

Robyn Brown - President

Q. What's worse than a giraffe with a sore throat?

A. A centipede with sore feet.

KEY HOLDERS....

For those of you who would like to arrange to use the centre during our Christmas break.

Trish Ray – 0434 556 453

Jill Archibald – 0407 995 649

Merilyn O'Shannessy – 0421 774 616



Coordinators Corner

Hi Members,

I hope you are all enjoying the wonderful warmer weather we are currently having and are looking forward to the end of year events which will soon be upon us!

For now, Term 4 classes and hobby groups are well underway, and it is fabulous to see the centre buzzing with arty activity as usual. Our September / October Artsfun program was also a wonderful success, with almost 300 children from our local community participating.

As the end of the year is fast approaching, please keep in mind that all hobby days will be finishing up in the last week of November.

Here are some other key dates for your diaries...

- 2021 Membership renewals will open from 3rd December
- Our annual centre closure will be from 18th December through to 27th January. Members are to please contact key holders for access during this period (Trish Ray – 0434 556 453, Jill Archibald – 0407 995 649, Marilyn O'Shannessy – 0421 774 616)
- Hobby Days 2021 – Will start from 1st February
- Term 1 Classes 2021 – Will start from 8th February

Our wonderful committee has been busy organising both the Annual Christmas Sale of Works and the Awards of Excellence, so hopefully you have some works ready to go for these events. I look forward to seeing you at opening night!

Thanks again to all of you who have helped throughout the year. The fantastic assistance offered by our members, however small the job, all helps our group to run smoothly. So, very importantly, thank you!

And lastly, an arty quote for you...

"Life is a great big canvas....throw all the paint on it you can!"

Selena





Canning Arts Group

Award of Excellence

Riverton Library

Nov 21-29



Awards of Excellence

This year the Canning Arts Group Awards of Excellence is being held in the Riverton Library. Please submit your entry form below to Selena in CAG office before the closing date of November 12th. (You must be member of CAG in order to enter the AOE)

Categories

Novice	Member has been creating their art for less than 12 months
Intermediate	Member has been creating their art for longer than 12 months
Advanced	Member has previously won the Intermediate category

Dates

Entries Open	13th October
Entries Close	12th November
Delivery of Artwork to Riverton Library	Thursday 19th November - 10am-12pm
Opening night and award presentation	Friday 20th November - 5pm - 7pm
Exhibition open to the public	Saturday 21st November - Sun 29th November
Collection of Artworks from Riverton Library	Mon 30th November 10am - 12pm

Manning the exhibition

We will be required to man the exhibition on a daily basis from 9.30 - 4.30 as in previous Canning Art Awards, however this is not a condition of entry, which may exclude some members. There will be a roster on the gallery door for you to fill in with your preferred times.

Canning Arts Group 2021 Award of Excellence Entry Form

Name.....Phone.....

Email address

Category (tick) Novice.....Intermediate.....Advanced..... * .2D(tick)..... **3D.....

Title of Work.....

Medium Price ***.....(Does not need to be for sale)

2D Width.....Height.....**3D** **Width.....Height.....Depth.....Weight.....

All 2D works must be dry, have D Rings, a correct cord for hanging, and a label on the back.

Similarly 3D pieces need to be prepared for display and labelled.

* 2D no dimension to exceed 102cm **3D works not to exceed 15KG ***CAG 20% commission on all sales

Members Exhibitions 2020

7 Feb - 13 March CAG Gallery - (5 weeks)	Holiday Creations	Current Exhibition
13 March - 3 April CAG Gallery - (3 weeks)	The Living Form	Any living thing; people, animals, plants, bugs, insects, reptiles, flowers, micro-organisms, etc!
3 April - 22 May CAG Gallery - (7 weeks)	Local Colour	Representations of Canning, which can feature local scenery, trees, plants, flowers, buildings, how you feel about living locally.
8 May - 21 May Courtyard Gallery (online)	From the Heart	This will now be taking place in our online Courtyard Gallery. Please send pics of your work to Selena by May 6th
22 May - 26 June CAG Gallery - (5 weeks)	Shades of Green	Not only the colour green but perhaps your interpretation of a green lifestyle; recycled art and craft – all shades of green.
26 June - 24 July CAG Gallery - (4 weeks)	CAG Children's Classes Exhibition	1 week for setup, 2 weeks display, 1 week dismantle.
22 July - 4 Sept CAG Gallery - (6 weeks)	Favourites	Easy – your favourite pieces of art. Painters - this may be the time to bring your favourite seascapes and landscapes.
9 Sept -16 Oct CAG Gallery - (6 weeks)	Earth & Fire	Specifically tailored to our potters and glass artists. Just the place for your beautiful feature pieces. Space will be allocated for hanging .pottery/glass works.
16 Oct - 27 Nov CAG Gallery - (6 weeks)	Un-Natural	Abstracts, buildings, city-scapes, surrealism, constructions. Dare to be different!
26th Oct - 1st Nov	Southlands Shopping Centre Sale	
21 Nov - 29 Nov Riverton Library (9 days)	Award of Excellence	A great opportunity to really show everyone our fantastic creations – and a great time and venue for pre-Christmas sales.
4 Dec - 13th Dec Painters Hall CAG	Christmas Sale	

Members Exhibitions 2021

15th Feb-24th Mar Deliver art Thurs 11th - CAG Gallery	[5 weeks] Setup Fri 12th	Home	Holiday artwork What is home to you Holidays at home activities
29th April-5th May Deliver art Thurs 25th - CAG Gallery	[6 weeks] Setup Fri 26th	Red	Love, sunset, colour, flora, pottery glass
10th May-9th June Deliver art Thurs 6th- CAG Gallery	[5 weeks] Setup Fri 7th	Little Works	A4 maximum size. Pottery glass miniatures
14th June-21st July Deliver art Thurs 10th - CAG Gallery	[6 weeks] Setup Fri 11th	Western Australia	What do you love about WA? Landscape, activities, places, people
26th July-18th Aug Deliver art Thurs 22nd - CAG Gallery	[3 weeks] Setup Fri 23rd	Children's Exhibition	Artworks from the school holidays
23rd Aug-13th Oct Deliver art Thurs 19th - CAG Gallery	[7weeks] Setup Fri 20th	Copy a Master	Provide a photo of the original to sit alongside your masterpiece
18th Oct-24th Nov Deliver art Thurs 14th - CAG Gallery	[6weeks] Setup Fri 15th	Aqua	Sea, colour blue, pottery, glass in sand and sea colours, coastal, water.
TBA Southland Shopping Centre		Southland's Art Sale	
TBA Riverton Library		Award of Excellence	
TBA Painters Hall CAG		Christmas Sale	
TBA ? March Riverton Library		50th Anniversary Art Exhibition at Riverton Library	
School holidays 2021			
School resumes 1st Feb 2021 Easter 2nd April - 18th April Winter 3rd July -18th July			
Spring 25th Sept - 10 Oct Christmas 17th December - 30th January			



FUN FLASHBACKS



Cagstock 1993

Back row L-R Margaret Amour/Hadley, Teresa Cortese, Cindy Carter, Chris Britza, Carol Watson.

Front L-R seated, Beth Schofield, Marilyn O'Shannessy, Chris Elliott



Pam Mitchell



Beth Schofield



Cagstock 2010

Xmas Bus Trip - 18th December

Visit to Trudy Pollards Studio - Morning tea with Trudy


Lunch at Avocados

Visit to Galleries in Armadale area

Leave the Canning Art Centre 9.30am

Arrive back at Canning Art Centre at 3pm

Put name on list at Art Centre door by Saturday the 21st November



Travel Tales

A place to share your travels and Public Art you have seen

Trip Down South

Last week we drove down south.

One of the reasons was to have a look at this silo art in the little town of Pingrup. Pingrup has a long history of horse racing & farming. The artists name is Evoca 1. bit different name.



The other reason was to go to the Stirling Ranges to see how they were recovering from the bush fires that burnt for about 6 weeks over Christmas & January. The fires were so fierce that experts



think that some of the bigger trees might never recover. They seem to have lost all of their bark which effectively ring barks them, so they get no nourishment. Others like the Zanthoxylum (Grasstrees) seem to do well after fires.



Hoi An

'Peaceful meeting place" Vietnam

This historic trading port which operated from the 15th-19th century is close to Da Nang. The airport is in Da Nang and its about an hours drive to Hoi An. Many of the hotels will provide the transport for a small fee. The town is based around the Thu Bon River which flows into the South China Sea.



The town has a long history and now that it has been classed as a World Heritage Site (since 1999) it is very popular with tourists. The coolest months to visit are between November and January which is in fact the rainy season and some areas are prone to extreme flooding. February to May is the driest season.

Highlights are the historic Old Town, Museums, Traditional Lifestyle which continues despite the tourists. Food is excellent Vietnamese with a French influence...some of the best baguettes outside France!



Irene Perry



If you have time, a couple of days in Da Nang and a day trip to the historic Imperial capital of Hue north along the coast are worth including.

I will just have to visit my favourite Vietnamese restaurants here in the meantime!

Alison Hanrahan

Margaret River Open Studios

The highlight of my week spent meandering around the fabulous Margaret River Open Studios would have to be a visit to Leon Pericles' studio and garden. At the bottom of a winding track through heavily treed bush, his house/studio sits at the top of a precipitous garden overlooking the Margaret River.



why he has established his awesome reputation. Among the paintings on display was a huge (5 metre!) canvas - a work in progress, as well as iconic quirky etchings, collagraphs and fascinating sculptures constructed from individually painted tiny wooden blocks, rods, etc. He's obviously a very skilled draftsman but what I loved about his art was his creativity, unconventionality and offbeat sense of humour.

Leon Pericles is one of Western Australia's most pre-eminent contemporary artists and the artworks in his house/studio gave us a glimpse into



This creativity and whimsy is carried through into the garden where there are masses of weird and wonderful constructions and installations, obvi-

ously made for his own amusement (and not for sale). I hope you enjoy just a few of my many photos.



I came away from this visit feeling so inspired to start on some new artwork and with a wonderful feeling of artistic freedom.



The garden centrepiece is the Moss Garden Ruin. During construction Pericles said "It should look like a ruin, or the evidence of a past civilisation". There is a fishpond in the centre and the walls contain "spongelite, which is a naturally occurring fossilised sea sponge that is highly absorbent and being used for industrial spills, so once we trickle or drip water from the top of the walls, it will hopefully help grow moss and everything on it".

Footnote: My friend was so impressed by not only the quality of his work but also the quantity that she has renamed the artist Leon Hercules!

So many of the pieces on display in the house/studio and garden are unconventional and amusing and "anything goes", so for myself I aim to embrace my creativity, not to take myself too seriously, follow my heart and have fun, fun, fun!

If you aren't familiar with Leon Pericles' art just check out his website: <https://leonpericles.com.au>

Maggie Smith

Trip to Margaret River

We headed down to Margaret River for the open studios and discovered that they had torn up the main road.



We visited many artists' studios which were very inspirational. We came across this sad specimen outside one of the studios.



studios due to the changed dates.



We stopped in Busselton on our way to Margaret River. Always beautiful.

Sue Clarke



Margaret River Open Studios 12 – 27 September 2020

Every year I have the company of a couple of lovely ladies to go down to the Open Studios.

We set off on Tuesday and came back on late Friday.

We called into Bunbury to Lava Glass Studio to have a browse and catch up with Brenda Allen, who owns the Studio. Always a lovely range of glass items, and a bit of other artisan work mixed in.

We had lunch and coffee at Dome which is in the same location.

Each night we had planned our choice of studios to visit and set off each morning on our journey.

We were shocked to find that the Margaret River Gallery had closed down due to COVID, however we found some of the artisans work in other locations within the area. The weather was kind to us, just one day of showers, but the sun was out mostly each day. We stayed in Air BNB's in Cowaramup then in West Busselton. As we are all mainly glass artists, we tended to seek out glass, as well as Sculpture, Upcycling, textiles, ceramics, jewellery, mosaics, wineries and a few painting studios. Sorry to disappoint our painting members, but did get a few photos. There are not that many glass studios to visit down that way, but we always go to visit Gerry Reilly and Vicki Small. Nada Kesic & Cheryl de Jong, along with a few others, had pulled out of the Open



Here is the list of studios, and gallery's we visited. A wonderful array of work at each place, and all were happy for us to take photos – yes we asked at each place.

Hairy Fairy's Emporium , Tamara Aurora, Kerry Sibly – fantastic Metalwork, Sculpture and Up-cycling.

Dariya Gratile – Payet Gallery,

Red Gate Wines, Ian Thwaites, Gerry Rilly, Jo Mayo, Joanna & Pauline Alferink, Kay Gibson & Evelyn Henschke, Karen Seaman, Nigel Lullfitz – fantastic Metalwork Sculpture, Trish Durham – Willespie Wines, Chloe Wilder & Joelene Hewison – Evans & Tate Studio, Bill Meiklejohn – Willy-abrup Dreaming - fantastic clay work gas fired, Susan Hood, Louise Farnay – beach bums paintings, Gary Hambleton, Tracey Bower, Sally May Mills, Lorraine Frost, Alison Brown, Vicky Small, Lesley Meaney – textiles and upcycling, Gary Hambleton, Susan Hood.

We go each year, and this year, we only visited 3 studios that we had visited last year. All the others were new to us. The pick of the studios for me was the two sisters, Joanna & Pauline Alferink.

One sister did mosaics – she makes her own ceramic tiles, glazes them and does her mosaic work with them. Very one off individual pieces.



Her sister did ceramic ladies busts suitable for the garden. Came away feeling very relaxed and refreshed.

There were a lot of sales in most places, people were spending a lot of \$ on WA artists work, which was great.

Most said they were quiet overwhelmed at the response, and wished they had prepared more work – but had orders to do after the event.

I hope you enjoy the photos, not in any order, but gives you an idea of work on display. I would recommend making plans to go down to the open studios, if you have the chance.

Merilyn O'Shannessy











Cag 50th 2021

Thank you to those life time members who have contributed with your photos and stories about CAG, there was also a wealth of articles etc in the archives at CAG

At this stage, we're not sure what will be happening in the way of a celebration, due to COVID and social distancing restrictions, but rest assured there will be an event to celebrate this milestone, and everyone will be notified once we know what is happening.

I'd like to take this opportunity to wish you all a Merry Christmas and Happy New Year and let's hope 2021 sees COVID being nipped in the bud and our world returning to some sort of normality.

Stay safe and well and see you all in the new year.

Kind Regards

Merilyn and Chris

Our life members

Jill Archibald	June & Syd Musto (decd)
Isobel Browning	Corrie Vodanovic (decd)
Teresa Cortese	Hilde Jones (decd)
Pamela Harris	Beatrice Coss (decd)
Sue Hopkins	Betty Whitaker (decd)
Beth Schofield	Ineke Sibbes (decd)
Alcira Valsecchi	Helen Bromley (decd)
Carol Watson	Roy & Joyce Upton Unknown
Irene Perry	Joy Straker Unknown
Chris Britza	Gwen Simms (decd)
Trudi Pollard	
David & Lyn Bindley	
Chris Elliott	
Sandy Robertson	
Vicki Goulios	
Maggie & Frank Smith	
Dorothy Holmes	
Christine Taylor	
Merilyn O'Shannessy	

Dates For Your Diary



Entries are open for our annual Awards of Excellence.

This year it is being held in the Riverton library from **21st November-29th November,**

Entries Close **November 12th**

The Lester Prize 2020

AGWA October 31st - 29 Nov

The Lester Prize is celebrating its fourteenth anniversary in 2020 and its fifth year at the Art Gallery of WA.

The Lester Prize is one of the nation's most recognised and prestigious fine art prizes. The prize pool available to professional, emerging and young artists is now worth almost \$85,000, including the main prize of \$50,000.

This year's forty finalists were chosen from 750 entries received from artists across Australia. Twelve finalists are from WA, eight from NSW, seven from VIC, five from SA, three each from QLD and TAS, and one each from the ACT and NT. Sixteen of the finalists have been named as finalists in previous years of the competition.

This year's Main Awards Panel comprises of Western Australian artist Abdul-Rahman Abdullah; AGWA Associate Curator, Projects Rachel Ciesla; Alan R Dodge AM; Perth based arts writer and curators Gemma Weston and Laetitia Wilson.

CAG Dates at a glance.

12th Nov	Entries close for AOE
19th Nov	Delivery of entries to Riverton Library
20th Nov	Opening night & award presentation for entrants 5pm-7pm, note time change from previously advertised.
30th Nov	Collection of artwork from Library
2nd Dec	Clean up at CAG
4th-13th Dec	Xmas Sale
11th Dec	Xmas Party- Date TBC
18th Dec	Bus Trip

Whats on your

Easel/Wheel/Table

Karen Ball

WIP

Flamingo Lake- Acrylic on Canvas



Margaret Colyer

WIP

Collage



Dot Batt


WIP - Water Colour



Irene Perry



The South Perth Emerging artist award starts on 16th October. I was lucky enough to have this entry chosen for the award.



Hoping to enter the Tasmanian Glover Landscape Award with this one. Lots more to do & hope I feel it's good enough to enter when finished

Sue Clark



I painted a small version of this one and it made painting this one a lot easier. This is 100cm x 100cm. 'Storm Coming - Garden Well'



This is my interpretation of Bathers Beach.

Karen De Vries

WIP - Acrylic



Lietta Jacobs

WIP - Oil on Canvas



Pam Bradley

WIP - Oil on Canvas



Merle Oliver

WIP - Water Colour



Bek Clark


Raku Pottery from workshop



Janette Pryor

WIP - Oil on Canvas

In Dales Gorge, nearly finished



Chris Goldberg

WIP - Oil on Canvas



Yadj Campbell

WIP - Oil on Canvas



My Dad aged around 6 and his family circa 1935, doesnt quite look like my Dad yet, more to do.



My chook and eggs from the raku workshop.... lots of fun.



Potters Page

Pottery Members

It has come to our attention that some members are not abiding by the rules of the club.

At the moment it seems members are putting pots in the kiln room that have not been paid for and having them fired .If you haven't measured and paid for your pots and had the stamp on it from Selena

DO NOT PUT IT IN THE KILN ROOM.

Also there is a book near the entrance of the kiln room for members to book the kiln for firing their work It must be paid for before you use it. Do not load pots in a kiln because it is empty as Estelle may be going to do a firing, a member may have already booked the kiln or there could be workshops in progress needing the kiln.

Also members cannot keep their pots on shelves to store them, there is a hobby area in the kitchen where if pots are made they can be left there until they have been turned and firm enough to take home. We cannot have members leaving all their work on the shelves until they have been glazed as we have too many members and not enough shelving . Students have there own area and Teachers should not let pots build up, their pottery should be made glazed and taken home, not producing dozens of pots to be left on shelves.

As we are getting near the busy time of Fairs, Shopping Centre sales, and Xmas, the production of work produced and passing through the Art Centre is increased. Please consider other members and if you are uncertain with what you are able to do, please speak to Selena in the office to get the information. We all come to the Art Centre to enjoy each others company and to learn and produce our Artwork, if we all consider each other it makes it so much more pleasant for everyone.

Cheers Jill

Hobby Day Tuesday 9-30 to 3pm

Well the months are slipping by so quickly not many weeks until Xmas with no one knowing what to expect this year...Lets hope the public look towards homemade goods being made from local artists for their gifts.

The Melbourne Cup will be on the 3rd of Nov

don't forget to come join in, have lunch and be in the sweep.

Also bring a plate to share and wear your favourite hat for a fun day .

Well keep enjoying this lovely weather before the heat comes.

Cheers Jill

Open Studios, Bunbury & Busselton

On the 21st Sept we headed down to Dunsborough to see the Open Studios, the weather was lovely and the wild flowers were all out in colour, the country side with its beautiful green paddocks, it looked magic.

We headed into Bunbury and had a delicious lunch and then off we went to Busselton and visited Sally May Mills Studio, a lovely lady who made us very welcome. Sally has a lovely studio, she teaches children pottery classes, and let us roam around looking at her kiln area where we found a great Raku Kiln which we took pictures of.

It was a 44 gallon drum cut in half long ways lined with fibre and a gas burner attached, so guess who has a project when we get home my Dear Husband.

Sally's work is natural with calm glazes on domestic ware and her inspiration comes from



the ocean and the bushland.

We then headed towards our accommodation at Dawn and Graeme's shed a lovely Shack in a quiet location in Dunsborough, we then settled and had a Happy Hour and relaxed.

This morning we went into Dunsborough to the Christian Fletcher Gallery and looked at Christian Fletcher Photography and Greg Banfield who is a Sculptor with wood which was so interesting.

Then off to Bill Meiklejohn Studio where his studio has beautiful sculptured shells and amazing



glazes with his inspiration coming from the sea. He is a mad surfer and loves the roar of the sea and the many interesting things that are washed



up on the shore. He was very busy glazing pottery as he had been flat out with the open Studios keeping up with his work.

We then headed over to Vicki Small who carves into plaster and uses glass powder and frit to form vessels and wall hung works. Her work is very fragile, delicate and beautiful.

Time for dinner and relaxing for the night .

Today we are going to Yallingup Gallery which always has very interesting art work, furniture, beautiful ceramics, glass ware and jewellery. Had a lovely time browsing through all the unique pieces and then being close to The Lavender Cafe, went and had some Lavender Scones and Cream, delicious.

On Friday we headed down to Commanage Pot-

tery at Happs Winery and caught up with Gary Hambleton where we went for our Glazing workshop. His work is beautiful, the shape of his pots and stunning glazes, he is so willing to give you any information that you may want and has so much knowledge which he will share.

After we bought some pottery we headed back to Perth after having 4 days of culture and meeting many wonderful people.

Jill

Pit Firing & Raku Workshop

Day 1


We were busy putting glazes on pots for the Raku



Workshop, wiring, taping and sponging sulphates on pots for the pit .

We loaded the pit and will be waiting for it's magical powers to work inside on everyone's pots when we unstack it next weekend.

We will also be firing the Raku pots with the glazes on and will have some lovely photos with all the results of everyones work next weekend.



Day 2



Pit after we opened it.



Raku kiln loaded, ready to light.



Red hot pots ready to come out of Raku kiln



Some of the great work produced.

Jill Archibald

Obvara Firing Workshop

I attended an Obvara Firing workshop run by Sheryl Chant at Vic Park Arts Centre a couple of weeks ago, so thought I'd share the process with you.

Obvara firing, which originated in Eastern Europe around the 12th Century, involves scalding the finish on the pottery to seal the porous surface. Similar to the raku pottery process, a bisqued pot is heated, in this case to 1650°F (899°C) and removed from the heat. The difference is that the pot is then dipped into a specific obvara yeast mixture the brew burns quickly on the surface of the piece before being dunked in water to rapidly cool the piece. The effects are quite stunning. It is thought the technique may have originally resulted by accident when a hot pot fell into a bucket of fermented kitchen scraps."

The first day of the workshop we had a 'chocolate meditation' then made a couple of small pinch pots from Raku Paper clay which Sheryl bisque fired during the following week. Ideally they should have been burnished she said, but time didn't permit. On the 2nd day they were placed in the Kiln until red hot then removed and put into the bucket of yeast solution, (one had beer as well) then into cold water. The solution had been fermenting for several days and had a pretty powerful yeasty smell.



Kiln being loaded, and beer going into brew

Everyones pots came out with different patterns, some better than others, and like raku it didnt work well if the pot was too cool, the pot just ended up slimy from the solution.



Sheryl with her safety gear, dunking a pot in the yeast/beer solution.



My little pot, love the random patterns and colour.

Chris Goldberg

Whats in myGarden/Community

A place to share what's growing in, residents/visitors to, or art in your garden

Irene Perry

When we went into lock down I decided I would start growing veggies. We only have a tiny block - about 420 m sq. & it was full of flowers.

Planted the potatoes & broad beans - went North for the winter & came back to find they had flourished.

The pawpaw I planted about 2 years ago & we basically have one ripe from October until June.





" Curling up"

I came across an Oblong turtle (*Chelodina oblonga*) hatchling on 22nd of June. It was quite far from the river, wrong side of the road. Snake-necked oblong turtles instinctively nest some



" I'm a stone, go away."

distance from the water's edge and will cross roads to find suitable nesting sites during breeding season, which runs from September until February. Normally they hatch from June to August. I thought of keeping it for a while (they thrive on garden worms [chopped up]), but it is not legal to keep them without a permit. Later on they feed on fish, molluscs and crustaceans. Apparently some adults take ducklings from the surface of the water.

Motorists may not easily see hatchling turtles be-

cause they are small and dark, blending in with the colour of the road.



" Another obstacle to cross"

The City urges motorists to slow down and drive carefully around wetlands, particularly around stretches of road that have 'turtle crossing'



" Smelling the water"

signs. One of the many obstacles on their way to become "successful" adults, is that the artificial curb often presents an unsurmountable obstacle for the hatchlings. So, that is why I picked it up and took it to the nearest entry point on the Canning river.



" Finally dipping in"

Fran Fishlock

Fran's verge garden is coming along nicely. Planted garlic, cucumber, Eggplant to name a few!!

The little white butterflies love it





Recipe Corner

Yes cooking IS an art form

This is a place to share your favourite recipes

Last Minute Christmas Cake



300m unsalted butter	125ml brandy or rum
420gm raw sugar	375 mls water
380gm raisins	2 tsp nutmeg
180gm pitted prunes	2 tsp gr cinnamon
160gm sultanas	4 eggs lightly beaten
90gm currants	2.5 cups wholemeal flour
90gm dates	
2 tsp bicarb soda	

1. Melt the butter over a medium heat in a saucepan large enough to hold all the cake ingredients. Add the sugar and stir to partially dissolve so its wet and slushy. Tip in all the dried fruit, the bicarb, brandy and water. Increase heat to high and keep stirring until the sugar has dissolved. Once it has, stop stirring and bring mixture to the boil, then reduce the heat to low and simmer for 4 minutes. You need to keep an eye on it and adjust the heat as it froths up considerably because of the bi-

carb. When its ready, turn off heat and leave it to cool. I make this in the vening and leave it overnight, but make sure you cover it well.

2. Preheat your oven to 150 C, butter and line a 23cm spring form tin with two layers of buttered baking paper. (Can also be done in a square tin.)
3. Add the nutmeg, cinnamon and eggs to the mixture and stir well. Mix in the flour and leave the batter to sit for a few minutes. Scrape batter into the prepared tin and give a gentle shake to level the top.
4. At this stage you can decorate the top with pecans or almonds if you wish.
5. Bake for 2^{1/4}- 2 ^{1/2} hours or until cake feels firm in the centre when pressed and skewer inserted in the middle comes out clean. After an hour of cooking its good to check the top, if its a good brown colour, then cover loosely with tin foil to stop it getting darker.
6. Leave cake to cool completely in the tin on a wire rack. When cool remove it from the tin, wrap tightly in film or foil and store in fridge for up to 6 weeks. For a light sheen brush top with a little warm apricot glaze before serving.

Apricot Glaze

- 160 gm apricot jam
- 1 tablespoon cold water

Chris Goldberg

Whats on your Bookshelf TV/Streaming Service

The Silent Wife

by Karin Slaughter



Investigating the killing of a prisoner during a riot inside a state penitentiary, GBI investigator Will Trent is confronted with disturbing information. One of the inmates claims that he is innocent of a brutal attack for which he has always been the prime suspect. The

man insists that he was framed by a corrupt law enforcement team led by Jeffrey Tolliver and that the real culprit is still out there—a serial killer who has systematically been preying on women across the state for years. If Will reopens the investigation and implicates the dead police officer with a hero's reputation of wrongdoing, the opportunistic convict is willing to provide the information GBI needs about the riot murder.

Only days ago, another young woman was viciously murdered in a state park in northern Georgia. Is it a fluke, or could there be a serial killer on the loose?

As Will Trent digs into both crimes it becomes clear that he must solve the cold case in order to find the answer. Yet nearly a decade has passed—time for memories to fade, witnesses to vanish, evidence to disappear, and lies to become truth.

When the past and present begin to collide, Will realizes that everything he values is at stake . .

Chris Goldberg

The Survivors

by Jane Harper



Set on the Tasmanian coast, Kieran Elliott's life changed forever on the day a reckless mistake led to devastating consequences.

The guilt that still haunts him resurfaces during a visit with his young family to the small coastal community he once called home.

When a body is discovered on the beach, long-held secrets threaten to emerge. A sunken wreck, a missing girl, and questions that have never washed away...

"I've nearly finished it, cant put it down have to find out who done it or if it was an accident Available at Big W for \$16"

Chris Taylor

Thrive

by Ariana Huffington



Arianna Huffington's personal wake-up call came in the form of a broken cheekbone and a nasty gash over her eye--the result of a fall brought on by exhaustion and lack of sleep. As the co-founder and editor-in-chief of the Huffington Post Me-

dia Group--one of the fastest growing media companies in the world--celebrated as one of the world's most influential women, and gracing the covers of magazines, she was, by any traditional measure, extraordinarily successful. Yet as she found herself going from brain MRI to CAT scan to echocardiogram, to find out if there was any underlying medical problem beyond exhaustion, she wondered is this really what success feels like?

In this deeply personal book, Arianna talks candidly about her own challenges with managing time and prioritizing the demands of a career and raising two daughters--of juggling business deadlines and family crises, a harried dance that led to her collapse and to her "aha moment." Drawing on the latest groundbreaking research and scientific findings in the fields of psychology, sports, sleep, and physiology that show the profound and transformative effects of meditation, mindfulness, unplugging, and giving, Arianna shows us the way to a revolution in our culture, our thinking, our workplace, and our lives.

I'm currently making my way through this one. It's aimed at people who are working and it aims to help people get some balance in their lives. The principles can apply to all of us.

Sue Clarke

Sisters of War

by Lana Kortchik



A dark shadow is about to fall over the golden cupolas of Kiev...

As the Red Army retreats in the face of Hitler's relentless advance across Eastern Europe, the lives of sisters Natasha and Lisa are about to change forever.

While Lisa's plans to marry her childhood sweetheart turn to tragedy under the occupation, Natasha grows close to Mark, a Hungarian soldier, enlisted against all his principles on the side of

the Nazis.

But as Natasha fights for the survival of the friends and family she loves, the war threatens to tear them apart.

Yadj Campbell

Now for Something Sweet

by Monday Morning Cooking Club



In this stunning fourth book, the MMCC girls have handpicked their favourite and 'can't-live-without' sweet recipes from Australia and the world. Uniquely, the book contains a series of essential 'how to' guides for the home cook and ends

with a savoury chapter you will delve into over and over.

'We are always dreaming of soft, airy, pale chiffon cake, thinking about chocolate-swirled, glossy yeasted babke, imagining flaky, chewy, jammy strudel, baking almond-studded, citrus-glazed Dutch buns, frying golden, syrup-drenched coiled fishuelas, biting into hot, sugared jam-filled doughnuts ... and sharing it all with abundance and love...'

We are back, with the very best, sweetest and outstandingly delicious recipes curated and perfected from Jewish kitchens across Australia and the world. A joyful cookbook that honours and celebrates the most treasured family recipes, alongside moving stories of warmth, family, friendship, community and survival, this is a book to both treasure and cook from, day after day.

Chris Goldberg

Editors Note

I would like to thank all members for their contributions to the newsletter this year. The success of our newsletter relies to some extent on member participation to produce an interesting and informative product, I look forward to working with all of you again in our 50th anniversary year.

Wishing you all a safe and Happy Festive Season, and I hope not too many of you are separated from family and loved ones over Christmas.

Chris Goldberg



72 Riley Road, Cnr High Road
RIVERTON WA 6148
Phone: 08 9457 9600
Fax: 08 9354 7079
Email: office@canningartswa.org.au Web: www.canningartswa.org.au



This Newsletter is kindly printed by the Office of Ben Morton,