











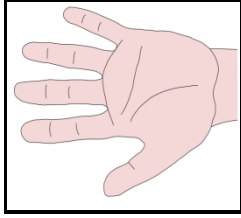


Fix-Up Strategies Bookmarks

Fix-Up Strategies	Fix-Up Strategies	Fix-Up Strategies
 Reread or Read On	 Reread or Read On	 Reread or Read On
 Ask Yourself a Question	 Ask Yourself a Question	 Ask Yourself a Question
 Use Text Features	 Use Text Features	 Use Text Features
 Make a Connection	 Make a Connection	 Make a Connection
<div style="border: 1px solid black; padding: 2px; display: inline-block;"> I see a brown bear. I see a blue bird. I see the red crab. </div> Replace words you don't know with words that would make sense	<div style="border: 1px solid black; padding: 2px; display: inline-block;"> I see a brown bear. I see a blue bird. I see the red crab. </div> Replace words you don't know with words that would make sense	<div style="border: 1px solid black; padding: 2px; display: inline-block;"> I see a brown bear. I see a blue bird. I see the red crab. </div> Replace words you don't know with words that would make sense

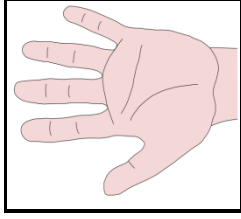
Five-Finger Retell



- 1. Characters**
- 2. Setting**
- 3. Problem**
- 4. Events**
- 5. Ending**

Retell the story using your
thumb (1. Characters)
index finger (2. Setting)
tall finger (3. Problem)
ring finger (4. Events)
little finger (5. Ending)

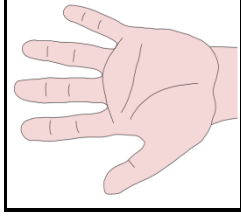
Five-Finger Retell



- 1. Characters**
- 2. Setting**
- 3. Problem**
- 4. Events**
- 5. Ending**

Retell the story using your
thumb (1. Characters)
index finger (2. Setting)
tall finger (3. Problem)
ring finger (4. Events)
little finger (5. Ending)

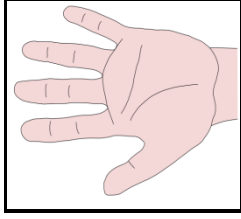
Five-Finger Retell



- 1. Characters**
- 2. Setting**
- 3. Problem**
- 4. Events**
- 5. Ending**

Retell the story using your
thumb (1. Characters)
index finger (2. Setting)
tall finger (3. Problem)
ring finger (4. Events)
little finger (5. Ending)

Five-Finger Retell



- 1. Characters**
- 2. Setting**
- 3. Problem**
- 4. Events**
- 5. Ending**

Retell the story using your
thumb (1. Characters)
index finger (2. Setting)
tall finger (3. Problem)
ring finger (4. Events)
little finger (5. Ending)

Stop – Think – Paraphrase Cards

S.T.P.

Stop reading and cover the text with your hand



Think about what you read



Paraphrase by softly telling yourself what you read

S.T.P.

Stop reading and cover the text with your hand



Think about what you read



Paraphrase by softly telling yourself what you read

S.T.P.

Stop reading and cover the text with your hand



Think about what you read



Paraphrase by softly telling yourself what you read

S.T.P.

Stop reading and cover the text with your hand



Think about what you read



Paraphrase by softly telling yourself what you read

S.T.P.

Stop reading and cover the text with your hand



Think about what you read



Paraphrase by softly telling yourself what you read

S.T.P.

Stop reading and cover the text with your hand



Think about what you read



Paraphrase by softly telling yourself what you read

B-M-E Retell Cards

(adapted from Hoyt (1999), Revisit, Reflect, Retell)

Directions: Give one of the following cards to each student in your guided reading group. Students use the transition word on their card to begin their portion of the group retelling. This activity requires students to listen carefully to each other so they know what events to retell when it is their turn.

In the beginning...

The problem is...

Next,...

Then,...

After that,...

Finally,...

Key Word Summary

<div>Key Words:</div> <div><div></div><div></div></div> <div>Summary:</div> <div><div></div><div></div></div>
<div>Key Words:</div> <div><div></div><div></div></div> <div>Summary:</div> <div><div></div><div></div></div>
<div>Key Words:</div> <div><div></div><div></div></div> <div>Summary:</div> <div><div></div><div></div></div>
<div>Key Words:</div> <div><div></div><div></div></div> <div>Summary:</div> <div><div></div><div></div></div>

Who – What Cards

Who? – What?

- **Who** is the most important character?
- **What** did he or she do?

Who? – What?

- **Who** is the most important character?
- **What** did he or she do?

Who? – What?

- **Who** is the most important character?
- **What** did he or she do?

Who? – What?

- **Who** is the most important character?
- **What** did he or she do?

Who? – What?

- **Who** is the most important character?
- **What** did he or she do?

Who? – What?

- **Who** is the most important character?
- **What** did he or she do?

Vocabulary Strategy Cards

Vocabulary Strategies

- Reread or read on and look for clues
- Use the picture to explain the word
- Use a known part
- Make a connection
- Substitute a word that makes sense
- Use the glossary

Vocabulary Strategies

- Reread or read on and look for clues
- Use the picture to explain the word
- Use a known part
- Make a connection
- Substitute a word that makes sense
- Use the glossary

Vocabulary Strategies

- Reread or read on and look for clues
- Use the picture to explain the word
- Use a known part
- Make a connection
- Substitute a word that makes sense
- Use the glossary

Vocabulary Strategies

- Reread or read on and look for clues
- Use the picture to explain the word
- Use a known part
- Make a connection
- Substitute a word that makes sense
- Use the glossary

Vocabulary Strategies

- Reread or read on and look for clues
- Use the picture to explain the word
- Use a known part
- Make a connection
- Substitute a word that makes sense
- Use the glossary

Vocabulary Strategies

- Reread or read on and look for clues
- Use the picture to explain the word
- Use a known part
- Make a connection
- Substitute a word that makes sense
- Use the glossary