

ATTITUDE *HAND BIKE*

Experience Freedom



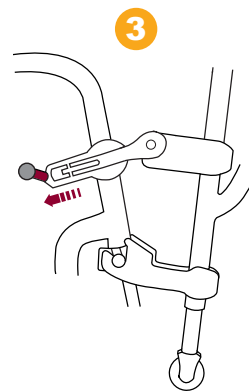
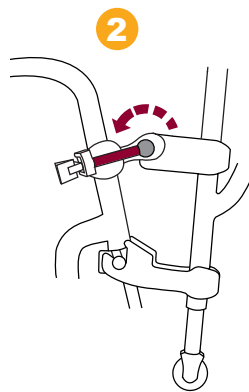
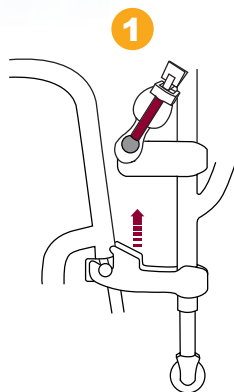
QUICKIE

Ready to Go in Seconds

The Attitude hand bike features a simple docking mechanism that effortlessly transforms your active wheelchair into a hand bike in seconds, and it's just as quick to remove.



- 1 Lock in the docking pins.
- 2 Swing the upper docking connector downwards.
- 3 Lock the connection by pulling the red lever.



Watch the Quickie
Attitude docking video here:
<http://bit.ly/AttitudeDocking>



QUICKIE®

Pure Style Around Every Corner

Starting at only 32 lbs., the lightweight Attitude hand bike will perfectly complement your Quickie rigid wheelchair. With its streamlined, modern design and a selection of 29 eye-catching colors, you can customize your Attitude hand bike to suit your own unique personality.

Compatible with Quickie Q7, 7^R, 7^{RS}, 5^R, QRi, GP, and Q2 Lite (fixed frame)

Aztec Gold	Black	Black Cherry	Black Opal	Blue Opal
Candy Blue	Candy Purple	Candy Red	Electric Blue	Evergreen
Glow	Green Apple	Hot Sparkle Pink	Mauve Pink	Rootbeer
Sparkle Silver	Sunrise Orange	Titanium Color Paint	White	Yellow
Matte Black	Matte Black Cherry	Matte Electric Blue	Matte Evergreen	Matte Purple
Desert Camo	Mossy Oak Camo	Stars and Stripes	Zebra*	

*Black Zebra Kolorfusion™ pattern is available on any base color. Shown here on Candy Blue base color.

Manual

The Attitude Manual is ideal for those seeking a recreational cycling experience. Lightweight and easily maneuverable, it's the perfect complement to your Quickie wheelchair.



Gears & Shifters

Standard 30 speed gearing or optional 8-speed integral hub. Choose between a thumb gear shifter or a grip shifter for those with limited dexterity.




Handles

Ergonomic V-crank prevents contact with your body when maneuvering around corners. Available at 10° or 25° angles with options for both Quad hand & arm support.



Brakes

High performance disc riding brakes are standard on every configuration, with the exception of the 8-speed hub that utilizes a coaster brake for individuals with limited hand dexterity.



Adjustable Upon Delivery

Only two pieces remain on your Quickie wheelchair frame adding minimal weight. See your certified dealer for field adjustments.



JDE

Hybrid

The Attitude Hybrid combines all the health benefits of manual cycling with the reliability of power assist propulsion. Helps to reduce fatigue: the electric motor can be engaged whenever you encounter a challenging hill climb, or just to provide that extra power when you need it.



Strong 250 Watt Motor

Standard on the Hybrid model, the power assist is ideal for uneven terrain & long distances and for users with limited endurance or strength.



Lithium-Ion Battery

Also standard on the Hybrid model, a 14.5 Ah, removable battery with large LED battery life display.



Tech Team & Built-4-Me

Our Attitude tech team is here to help you fit, adjust & deliver your new hand bike. The Built-4-Me team can also assist with special configurations.



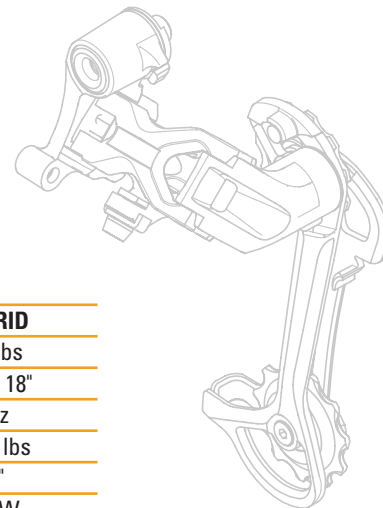
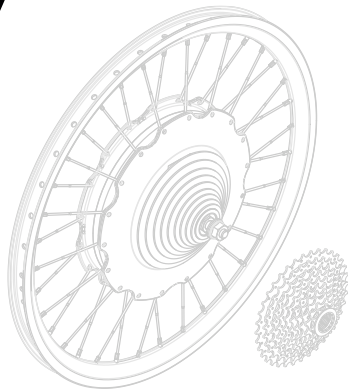
Compatibility

Connects to any Quickie rigid wheelchair. See the versatile Quickie rigid portfolio on next page.



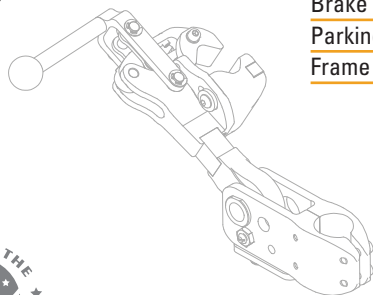
ATTITUDE

HAND BIKE



Technical Specifications

ATTITUDE	MANUAL	HYBRID
Max. user weight	220 lbs	220 lbs
Front Frame Width (adj. + .8")	11" to 18"	11" to 18"
Weight of Parts at Chair	6 oz	6 oz
Total Bike Weight	32 lbs	47.5 lbs
Wheel Size	20"	20"
Motor	--	250 W
Battery	--	14.5 Ah
Gearing Shifters	Trigger/Grip	Trigger/Grip
Gearing Speeds	8 or 30	10
V-Crank Width	18.5"	18.5"
Crank Length	6.7"	6.7"
Brake	6" Disc	6" Disc
Parking Brake	Yes	Yes
Frame Color	28	28



Customer Service: 800.333.4000
www.QuickieAttitude.com

©07.2016 Sunrise Medical (US) LLC
MK-100330 Rev.A