



# **BATTLE CRY!**

Write a Soldier's Adventure  
Ten Days of Battle

By

Jan May



*Battle Cry* by Jan May  
Copyright, Jan May, 2017

Education and Language Arts

All rights reserved. No part of this book may be used or reproduced in any manner, whatsoever, without written permission, except where noted in text.

Printed in the United States of America  
First Edition. Print Edition, 2018



Clip Art by Doodle Dad Designs <https://www.teacherspayteachers.com/Store/Doodle-Dad-Designs>

Published by New Millennium Girl Books  
[www.NewMillenniumGirlBooks.com](http://www.NewMillenniumGirlBooks.com)

# TABLE OF CONTENTS

<b>LESSON ONE:</b> Creating a Soldier Character	7
<b>LESSON TWO:</b> Using your Senses to Develop a Setting	18
<b>LESSON THREE:</b> Plotting a Battle Plan	24
<b>LESSON FOUR:</b> Using Comic Relief	41
<b>LESSON FIVE:</b> Onomatopoeia and Interjections	45
<b>LESSON SIX:</b> Figurative Language -Personification	50
<b>LESSON SEVEN:</b> Figurative Language-Similes	55
<b>LESSON EIGHT:</b> Show Don't Tell	61
<b>LESSON NINE:</b> Get the Most out of Your Dialogue	64
<b>LESSON TEN:</b> Add an Adjective	68
<b>LESSON ELEVEN:</b> Vivid Verbs	73
<b>LESSON TWELVE:</b> Editing	77
<b>PUTTING IT ALL TOGETHER:</b>	78
<b>ABOUT THE AUTHOR</b>	101



**THIS BOOK IS DEDICATED**

**TO MY SON DANIEL WHO LOVED PLAYING**

**TOY SOLDIERS FOR HOURS ON END**

**AND TO MY SOLDIER SON IN THE FAITH, JUDAH**

**AND TO ALL THE BRAVE MEN AND WOMEN WHO**

**FIGHT TO DEFEND OUR FREEDOM**

**MAY GOD'S PROTECTION BE OVER ALL**

## WHAT'S IT ALL ABOUT?

“David became more and more powerful,  
because the Lord Almighty was with him.”

I Chronicles 11:9



God has a wonderful plan for the mixture of constant motion and conquering spirit residing in boys. George Washington was a great example of this. He fought many mock battles on the play ground during his schooldays as a boy and would beg the headmaster to give him and his classmates more time to finish the skirmish after lunch. He became the Father of our Country and the Father of Freedom around the world!

My prayer is that this book will encourage boys to be young men full of courage and valor, ready to tackle every challenge bravely. To protect with honor, the people and property God has given them on God's behalf and His kingdom. We need brave, strong, conquering boys!

This curriculum is designed to be boy friendly with twelve easy self-guided step-by-step lessons walking the student through the basics of creative writing in character, setting, and plot development. Each lesson includes: Writing Time, Battle Craft Time or a Battle Activity. Role-playing is monumental in building inspiration for writing so included are creative activities such as building a fort and a Boot Camp obstacle course. There also will be time spent on illustrating and map making which will be assembled along with the written pages at the end of this course into a book.

As a creative writing teacher, I am constantly barraged by boys to write a curriculum so that they can write battle stories. They remind me of a fiery shepherd boy full of faith, who chose five smooth stones to slay the giant, Goliath. God had His hand on David to become a mighty warrior on and off the battlefield. The Bible says that David fulfilled all God's will in His generation. May the Lord do the same with your boys!

## **SUPPLY LIST FOR CRAFTS AND ACTIVITIES**

- Homemade Clay: 2 cups flour, 1 cup salt, 4 t cream of tartar, 2 T oil
- Large shirt box for clay diorama (9 x 11)
- Acrylic paints (all colors) to paint clay diorama figures and acrylic paints in army greens, tan, and brown for tank marble painting
- Cotton balls for tree tops
- White paper to draw illustrations
- White paper to use in painting
- Camouflage colored construction paper for marble tank craft
- Marbles for marble painting and shirt box lid
- 2-4 lawn chairs for obstacle course
- 10 small plastic balls and bucket or target and Nerf gun for obstacle course
- Rope, timer and flag for obstacle course



# **LESSON 1**

## **CREATE A SOLDIER CHARACTER**



Your main character is called the protagonist. Developing him will take some time and thought. Don't be surprised if after you start this writing curriculum that ideas come to you about your character all throughout your day. Keep a special battle notebook handy that you can write your ideas in so you don't forget them. When you are ready for writing time, you can retrieve your notebook and add in your new ideas. Some professional writers say it takes them months to develop their characters, but we will not take that long!

A good story will help the protagonist to grow in character. In order to do this, give your characters weaknesses. If he starts out selfish, give him opportunities to be selfless. If he is fearful, give him a situation where he must face his fears to save someone else and be brave. Think about your own life and the lives of the people you know. That will give you ideas. Your characters can learn to trust God on the battlefield for protection, wisdom and strategy. Of all the places on earth, most soldiers rely on God's help once in combat. They realize He watches over all battles of all men.



# CREATE A SOLDIER CHARACTER WORKSHEET

Your first assignment is to create your protagonist or main soldier character. Fill out the character worksheet below and on the next two pages.



**1. WHAT IS YOUR CHARACTER'S NAME?**

---

**2. DOES HE HAVE A BATTLEFIELD NICK NAME?**

---

**3. HOW OLD IS YOUR CHARACTER?** \_\_\_\_\_

**4. WHERE IS HE FROM? CITY, STATE, COUNTRY:**

---

**5. DESCRIBE WHAT HE LOOKS LIKE. DOES HE HAVE ANY SPECIAL FEATURES?**

**BIG EYES, NOSE, OR EARS, MISSING TEETH, SCARS, MUSTACHE OR BEARD, SQUINTY EYES, MUSCULAR ARMS, OR OTHER:**

---

---

---

**6. WHICH DIVISION OF THE MILITARY IS HE IN? ARMY, NAVY, AIR FORCE, MARINES, NAVY SEALS, GREEN BERET, OR OTHER:**

---

**WHAT IS HIS RANK?** \_\_\_\_\_ **SEE**  
**PAGE 100 FOR A LIST OF RANKS**



**7. WHAT IS HIS M.O.S. IN THE ARMY? M.O.S. MEANS MILITARY OCCUPATIONS SPECIALTY CODE (OR HIS JOB).**

- INFANTRY-FOOT SOLDIER-GROUND POUNDER**
- CALVARY-ARMORED TRUCK TRANSPORTER**
- FIELD ARTILLERY CREW**
- CAV SCOUT-COMMANDERS EYES AND EARS**
- ENGINEER-BUILDER**
- SIGNAL-COMMUNICATION OPERATOR**
- INTELLIGENCE**
- AMMUNITION SPECIALIST**
- WATERCRAFT OPERATOR**
- SPECIAL OPS FORCES**
- SHARP SHOOTER**
- PILOT**
- MEDIC**
- OTHER \_\_\_\_\_**



**8. CREATE A PERSONALITY: CHOOSE FROM THE LIST AND CREATE SOME OF YOUR OWN. CIRCLE THE ONES YOU LIKE:**

- |               |               |                |                  |                     |
|---------------|---------------|----------------|------------------|---------------------|
| <b>FUNNY</b>  | <b>STRONG</b> | <b>HAPPY</b>   | <b>FEISTY</b>    | <b>ADD YOUR OWN</b> |
| <b>LOUD</b>   | <b>QUIET</b>  | <b>SERIOUS</b> | <b>OUTGOING</b>  | _____               |
| <b>BRAVE</b>  | <b>WITTY</b>  | <b>GLARES</b>  | <b>ENERGETIC</b> | _____               |
| <b>SPUNKY</b> | <b>SILLY</b>  | <b>SPORTY</b>  | <b>HELPFUL</b>   | _____               |
| <b>PROUD</b>  | <b>MEAN</b>   | <b>HUMBLE</b>  | <b>PLAYFUL</b>   | _____               |
| <b>SHY</b>    | <b>SMILES</b> | <b>KIND</b>    | <b>GENEROUS</b>  | _____               |

**9. WHAT SPECIAL ABILITIES DOES HE HAVE?**

- |                             |                     |
|-----------------------------|---------------------|
| <b>SHARP SHOOTER</b>        | <b>ADD YOUR OWN</b> |
| <b>QUICK PROBLEM SOLVER</b> |                     |
| <b>BUILDER</b>              | _____               |
| <b>COMPUTER TECH</b>        | _____               |
| <b>CANINE TRAINING</b>      | _____               |
| <b>ELECTRICIAN</b>          | _____               |
| <b>MECHANIC</b>             | _____               |
| <b>MARCH LONG DISTANCES</b> | _____               |
| <b>BRAVE LEADER</b>         | _____               |
| <b>SPECIAL FORCES</b>       | _____               |
| <b>CALM UNDER STRESS</b>    | _____               |
| <b>HONEST CHARACTER</b>     | _____               |

# CREATE BATTLE BUDDIES


Battle buddies are very important to every mission. Your character will want loyal men, who are well trained to be by his side in combat. To help him, let's create several battle buddies by filling out the lines below:



**NAME** \_\_\_\_\_  
**NICK NAME** \_\_\_\_\_  
**AGE** \_\_\_\_\_  
**RANK** \_\_\_\_\_  
**SPECIAL FEATURES** \_\_\_\_\_  
**MILITARY M.O.S.** \_\_\_\_\_

**NICK NAME** \_\_\_\_\_  
**AGE** \_\_\_\_\_  
**RANK** \_\_\_\_\_  
**SPECIAL FEATURES** \_\_\_\_\_  
**MILITARY M.O.S.** \_\_\_\_\_


**NAME** \_\_\_\_\_  
**NICK NAME** \_\_\_\_\_  
**AGE** \_\_\_\_\_  
**RANK** \_\_\_\_\_  
**SPECIAL FEATURES** \_\_\_\_\_  
**MILITARY M.O.S.** \_\_\_\_\_



## **BATTLE CRAFT TIME**

Make an army folder to put your story pages, maps and illustrations in. There are several words and images on the next several pages. Cut out and color the ones you like then glue them onto a tan, green or black folder.

# **TOP SECRET**









**CUT OUT AND GLUE ONTO YOUR FOLDER**

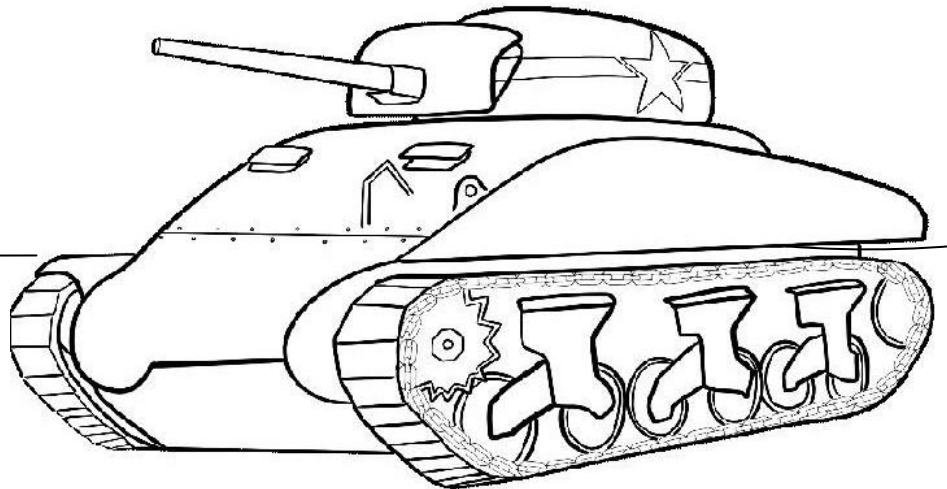
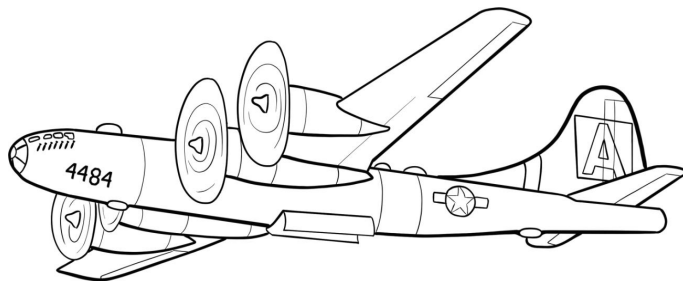
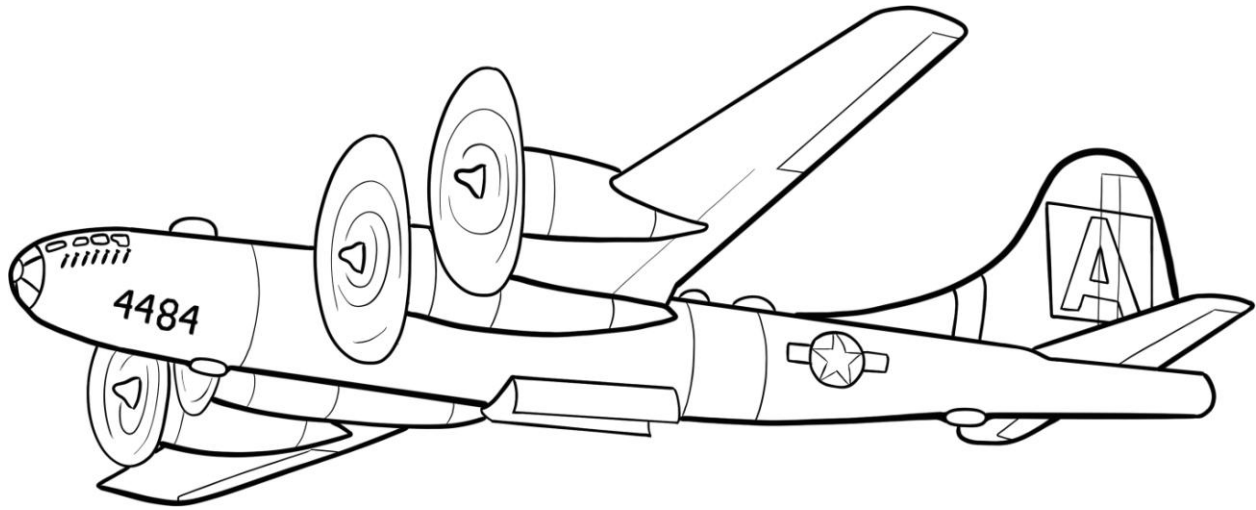
# **BATTLE BOOK**







# OPTIONAL - COLOR THE IMAGES



## LESSON 2

### CHOOSE YOUR SETTING



A setting is the location, surroundings and time in history where your story is taking place.

Choose a war or make one up of your own-this is not a complete list. (It can even be fantasy war!) Circle one:

**REVOLUTIONARY WAR**

**CIVIL WAR**

**WWI**

**WWII**

**DESERT STORM**

**OPERATION ENDURING FREEDOM**

**OTHER** \_\_\_\_\_

Is your mission in a city, dessert, rain forest, abandoned town, cave or other?

---

Use your five senses to describe your battlefield. Use as many adjectives as you can to help you, like color or size. There are times a soldier may not be on the battlefield. Maybe he will be in a foxhole, vehicle or barracks. Add some description for those places too.

**SIGHTS**

---

---

---

---

---

---

---

**SOUNDS**

---

---

---

---

---

---

---

## **SMELLS**

---

---

---

---

---



## **TEXTURES**

This is how something feels-for example, soft, rough, gooey, cold, smooth, etc.

---

---

---

---

---

## **SOLDIERS EAT OUT OF PACKS CALLED MRE'S WHEN THEY ARE OUT ON A MISSION**

An MRE is a **Meal, Ready-to-Eat** in a lightweight plastic package for soldiers to eat while they are away from base. Some packs contain chemical sources to heat the meal up. Some favorites of the soldiers are beef teriyaki and meatloaf with gravy!

Soldiers might also taste sand, grass, blood, salt, or dirt.

## **TASTES**

---

---

---

---

---

---



# MILITARY PROPS

In a theatrical play special objects are used to make the scenes more realistic. If the play takes place in a school room, the objects may be books, a globe or a desk. If the play takes place at a beach, the objects may be a beach ball, sand shovel and beach chair. These objects are called props. This is the same in a written story. It needs props to make it sound more realistic. What special soldier items or objects could you add into your story as props? Here are some examples to get you started. Fill in the blanks below of more props.

**HELMETS**

**PACKS**

**BOOTS**

**CAMOUFLAGE GEAR**

**WEAPONS**

**CANTEENS**

**RADIO COMMUNICATIONS**

---

---


---

---

---

---

---



## **“BOOT CAMP”**

### **B.C.T. - BASIC COMBAT TRAINING**

It changes every soldier's life – Boot Camp! B.C.T. is usually for ten weeks; twelve hour days. It's hard, grueling work but it makes soldiers out of ordinary men molding them for the battle field. Every soldier starts out in B.C.T. where they are trained to handle the rigors of combat. They will:



- Learn to trust their leadership
- Learn how to take orders
- Learn how to march in ranks
- Learn team building and how to overcome obstacles
- Learn how to handle weapons and artillery
- Learn how to stay in top physical condition
- Learn how to discipline their bodies to sleep less, eat less, and endure hardships
- Learn battle strategies
- Learn how to stay calm in difficult conditions
- Learn basic first aid and combat life saving
- Learn to adapt to hard situations and move on!

Many soldiers will give credit to their Boot Camp Drill Sergeant for their lives being saved during battle. The men that your character starts basic training with are the same guys he will be in combat with later.

**LOOK ON PAGE 99 AND CHOOSE THE UNIT TYPE  
YOUR SOLDIER WILL BE WORKING IN.**








**BATTLE ACTIVITY**  
**MAKE A BOOT CAMP OBSTACLE COURSE**  
**IN YOUR BACK YARD**  
**TIME YOURSELF AND SEE HOW FAST YOU CAN MOVE**  
**THROUGH AND CAPTURE THE FLAG!**

Many times soldiers have to help each other over hurdles. Invite a friend, brother or sister to join you. See whose time is the fastest or try to beat your own time. Think of the battle story you are writing as you go along.

Read through all the instructions before you begin setting up to make sure you have all the items you need.



- Tie a **flag** or handkerchief near the beginning of the course
- Begin by hopping up with both feet 10 steps
- Crawl through **3-4 lawn chairs**
- Stand up and do 5 jumping jacks
- Lay a **rope** on the ground and hop with one foot on one side then another all the way down to the end of the rope.
- Lay on the ground and do 5 sit ups
- Stand up and throw **10 small plastic balls** into a bucket 5-7 feet away or **shoot a target**
- Do 5 more jumping jacks
- Run over to the lawn chairs and crawl back through to the other side
- Capture the flag!



## *Creative Writing Made Easy . . . Helping Every Child Succeed*

### **About the Author**

Jan May loved homeschooling her two children through high school. Whether it was attending re-enactments of the Revolutionary War or collecting an amphibian zoo, hands-on education was always at the forefront of her curriculum.

She is author of the *Creative Writing Made Easy*

series that engages even the most reluctant writers with the Five Writing Super Power approach. All of the books are filled with fun interactive language activities involving each type of learner: visual, auditory, and kinesthetic-perfect for the wiggle in boys. Having been a creative writing teacher for over fifteen years, she believes that given the right tools, every child can learn to write and love it!



**Visit her website** for fun downloads and activities. Watch for her online teaching schedule- leading students and teens in a fun and engaging writing experience!

If you like this book, you might also enjoy

***Knights and Castles Writing Adventure***

***Spies of the Revolutionary War Writing Unit***

***Yo, Ho, Ho! Write a Pirate's Adventure***

Order this book and more at [www.NewMillenniumGirlBooks.com](http://www.NewMillenniumGirlBooks.com) and wherever homeschool books are sold.