



**SEAFLOOR**

BATTLE FISHERMAN SUPPORT COMPANY J.P.N.

**CONTROL.**

# Today's Topic

- Slow-Pitch Jerk Jigging
- About Seafloor Control
- Seafloor Control Jigs
- Tackle Requirement

# What is “Slow-Pitch Jerk”?

- It is a technique where the angler has to make movements with the rod and jigs action to imitate a wounded dying fish or a fish searching for shelter.
- The concept and technique have been presented over a decade ago in Japan.
- This state-of-the-art jigging techniques that has been spreading all around Japan and elevating the game of jigging to another dimension.



# Does “Slow-Pitch Jerk” works?

-Yes

- It works for a wider range of fish species. (From fast-swimming fish to bottom fish)
- It works for a wider range of fish’s moods. (Not only when the fish is active, but also when they are not active.)
- It works for a wider range of sea conditions.
- It catches more fish.

# *Seafloor Control Jigs*



**SEA  
FLOOR  
CONTROL  
LINEUP**

# About SFC

- Seafloor Control came spectacularly on the jigging scene in 2011. It's led by a young leading jigger, Kazuhiro Hirota, who spent years under apprenticeship to Mr. Norihiro Sato. Now we are the hottest jig maker that all the anglers from all around the world are eyeing to.

# About Mr. Kazuhiro “Kaz” Hirota

- **Mr. Kazuhiro Hirota has been a pioneering leading slow pitch jigger with Mr. Norihiro Sato. Publicly he was nominated as successors of slow-pitch jerk by Mr. Sato.**
- **He is the leading slow-pitch jigger and the owner of Seafloor Control Co.Ltd.,**





**SEAFLOOR**

BATTLE FISHERMAN SUPPORT COMPANY J.P.N.

**CONTROL.**




# Type of Jigs

SHORT



SEMI-LONG



LONG



# How to choose your right jig.

Basically, (not on the drifting boat)

Depth of water (meter) x 1.5 ~ 2

For example,

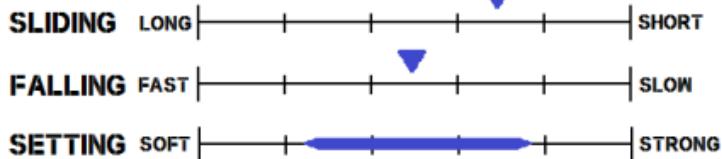
Depth of water (150m) = 210g to 300g

For faster water current or on the drifting boat,

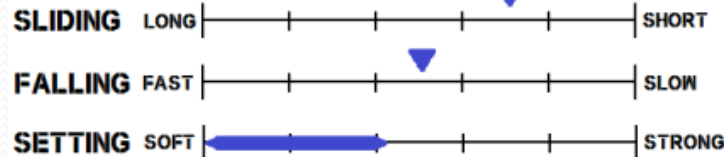
= choose heavier than basic.

# Basic Jig ( First to choose)

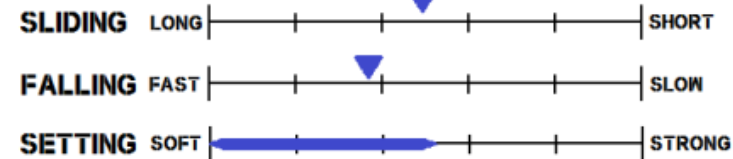
## ABYSS



## CRANKY



## ARC



# For Faster Current

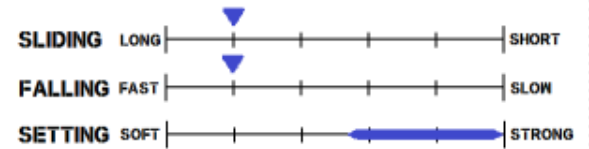
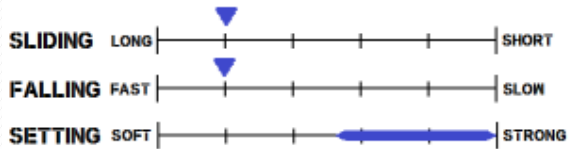
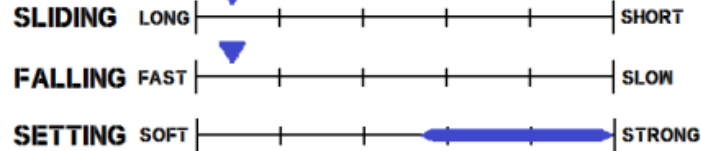
## SPUNKY



## MESSIAH

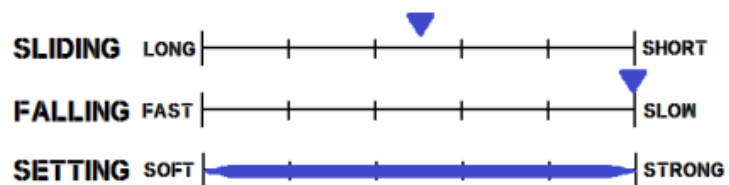


## ARROW



# For Slower Current

## RECTOR



## GAWKY

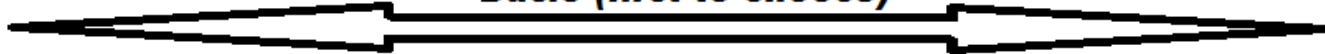


# Summary

***Slower Current***

***Basic (first to choose)***

***Faster Current***



**GAWKY**



**RECTOR**



**CRANKY**



**ABYSS**



**ARC**



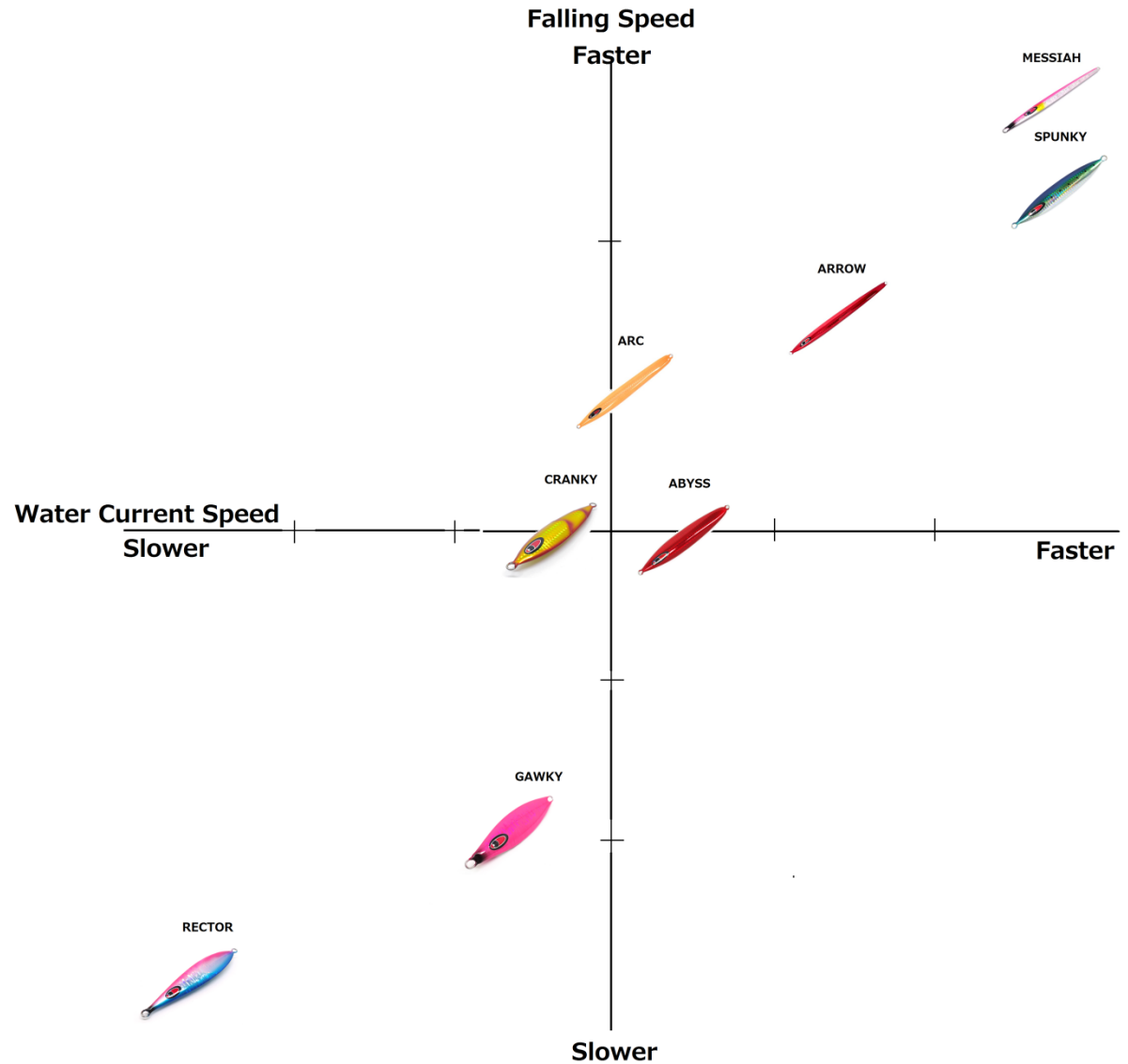
**SPUNKY**



**ARROW**



# Falling Speed & Current Speed



# Tackle Setting(Assist Hooks)

Basic type of Assist hook's setting

Front & Rear

Split Ring

Jig Ring







**SEAFLOOR**  
BATTLE FISHERMAN SUPPORT COMPANY J.P.N.  
**CONTROL.**



**SEAFLOOR**  
BATTLE FISHERMAN SUPPORT COMPANY LPN  
**CONTROL**

状況に応じたジグ使いが  
**悪条件を**  
**克服するカギ**

**DEEP**  
 DISCOVERY  
シーフ・オブ・ディスカバリー

夏潮が残る宮古島でカンパチを狙った。ラインが斜めになってフォールがききにくい厳しい条件の中、セミロングジグをメインに使用して釣りを組み立てたところ…

コピー／弘田一博 カメラ／森本健太

40



**SEAFLOOR**  
 BATTLE FISHERMAN SUPPORT COMPANY J.P.N.  
**CONTROL**





**SEAFLOOR**  
BATTLE FISHERMAN SUPPORT COMPANY JPN.  
**CONTROL.**





**SEAFLOOR**  
BATTLE FISHERMAN SUPPORT COMPANY JPN  
**CONTROL**



**SEAFLOOR**  
BATTLE FISHERMAN SUPPORT COMPANY JPN  
**CONTROL.**





**SEAFLOOR**  
BATTLE FISHERMAN SUPPORT COMPANY JPN.  
**CONTROL**



**SEAFLOOR**  
BATTLE FISHERMAN SUPPORT COMPANY J.F.N.  
**CONTROL**



**SEAFLOOR**  
BATTLE FISHERMAN SUPPORT COMPANY JPN.  
**CONTROL.**



**SEAFLOOR**  
BATTLE FISHERMAN SUPPORT COMPANY J.P.N.  
**CONTROL**





# SEAFLOOR CONTROL

BATTLE FISHERMAN SUPPORT COMPANY J.P.N.







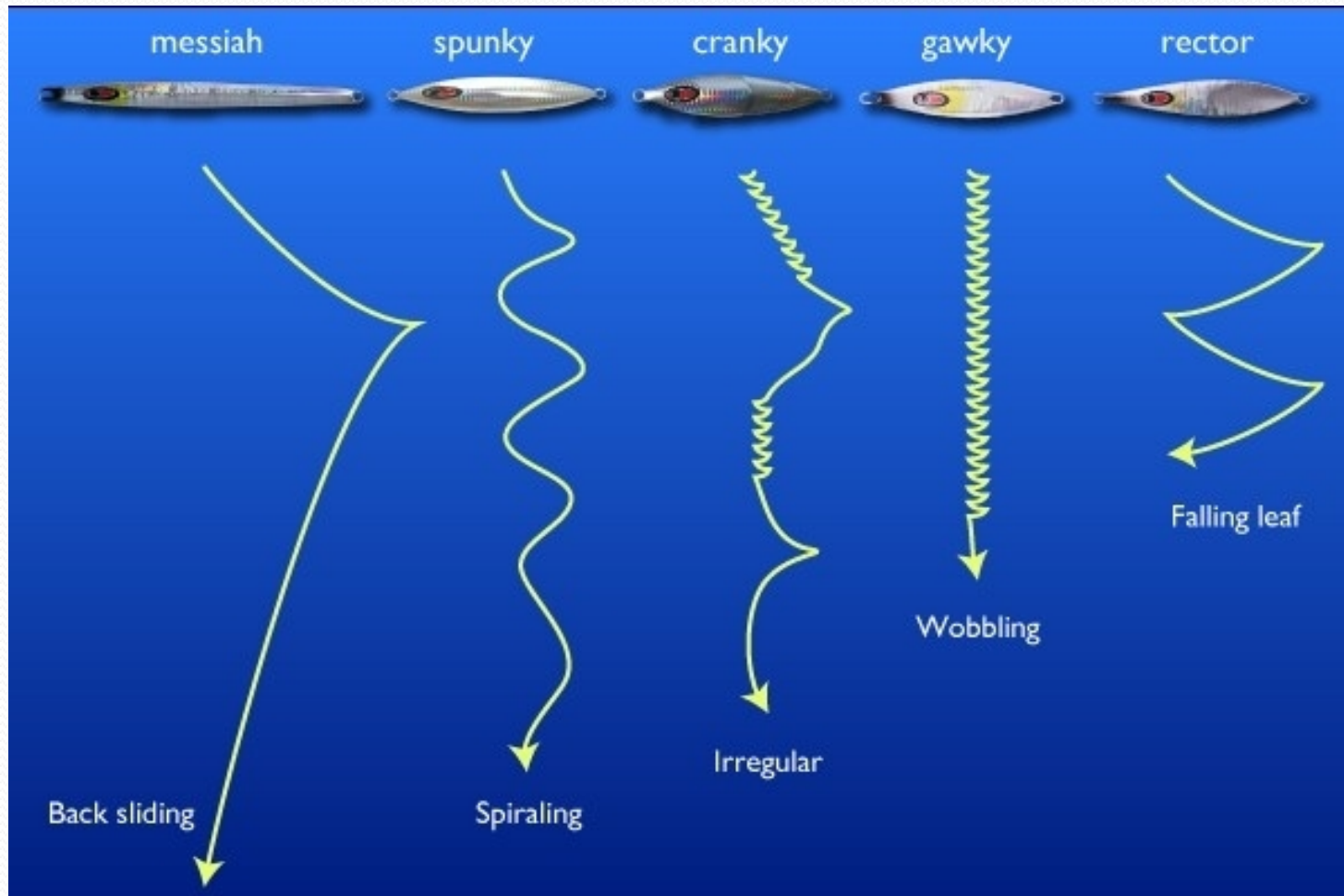
**SEAFLOOR**

BATTLE FISHERMAN SUPPORT COMPANY J.P.N.

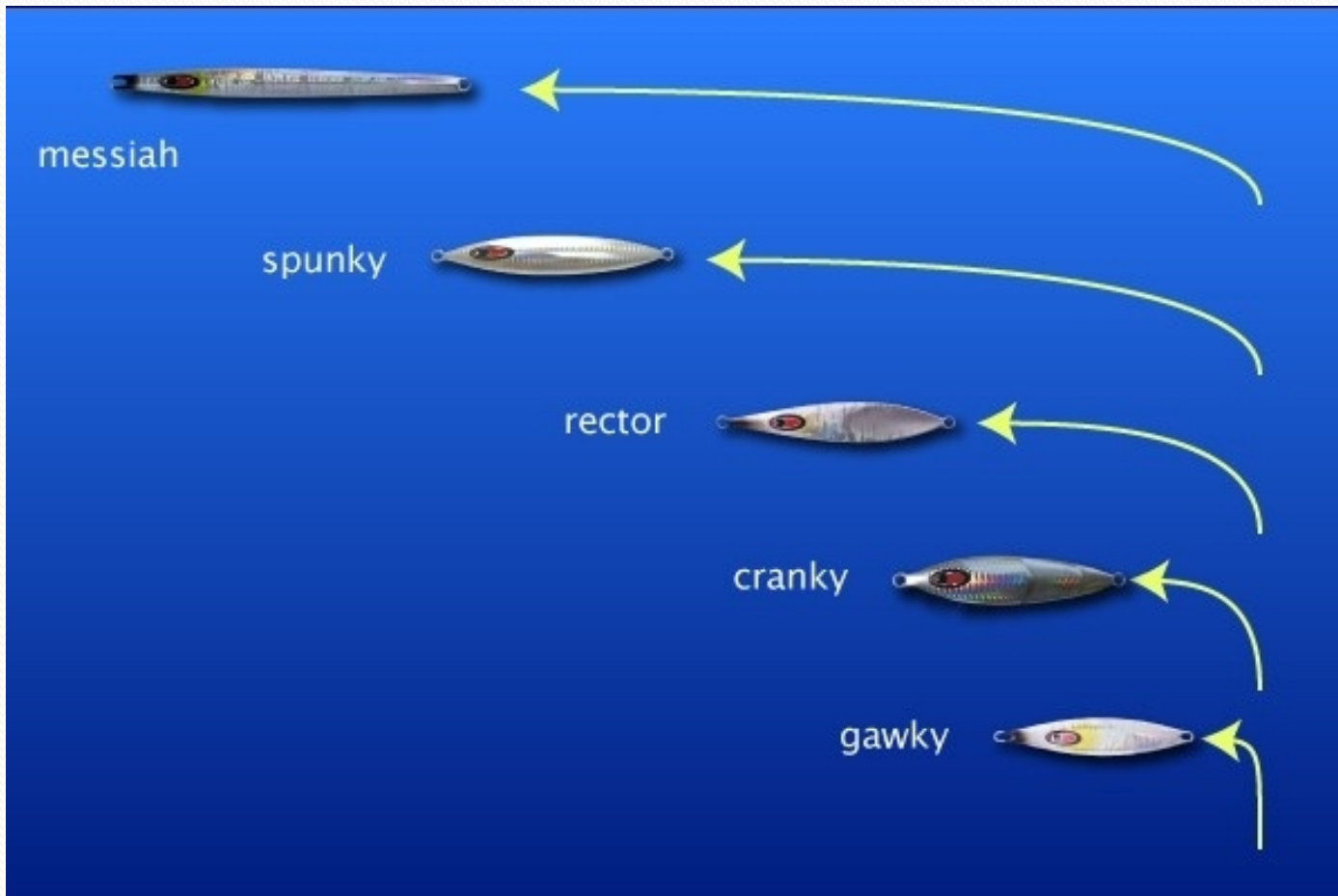
**CONTROL.**



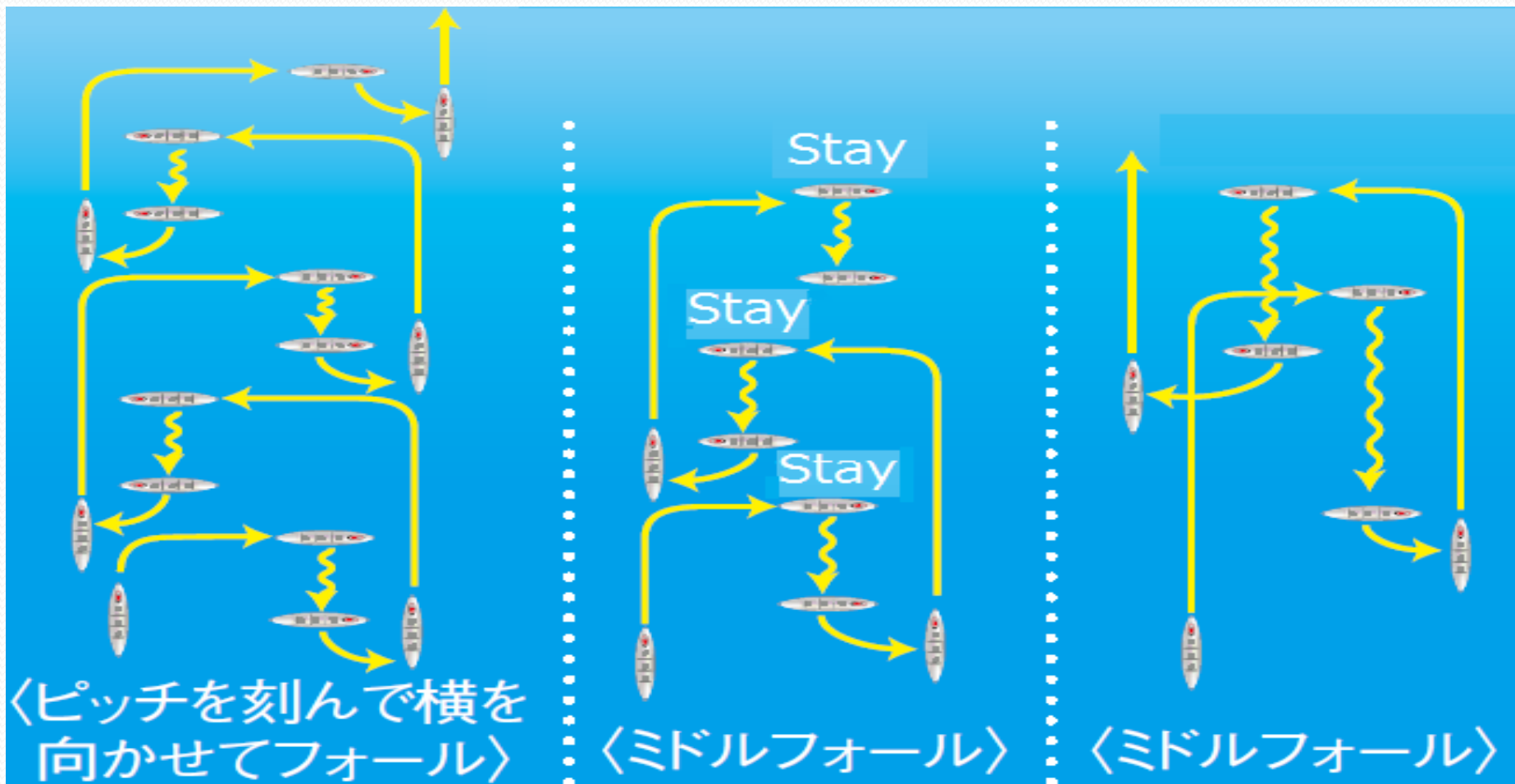
# Falling Action



# Sliding Action



# Basic Jigs Action (CRANKY, RECTOR, GAWKY, SPUNKY)

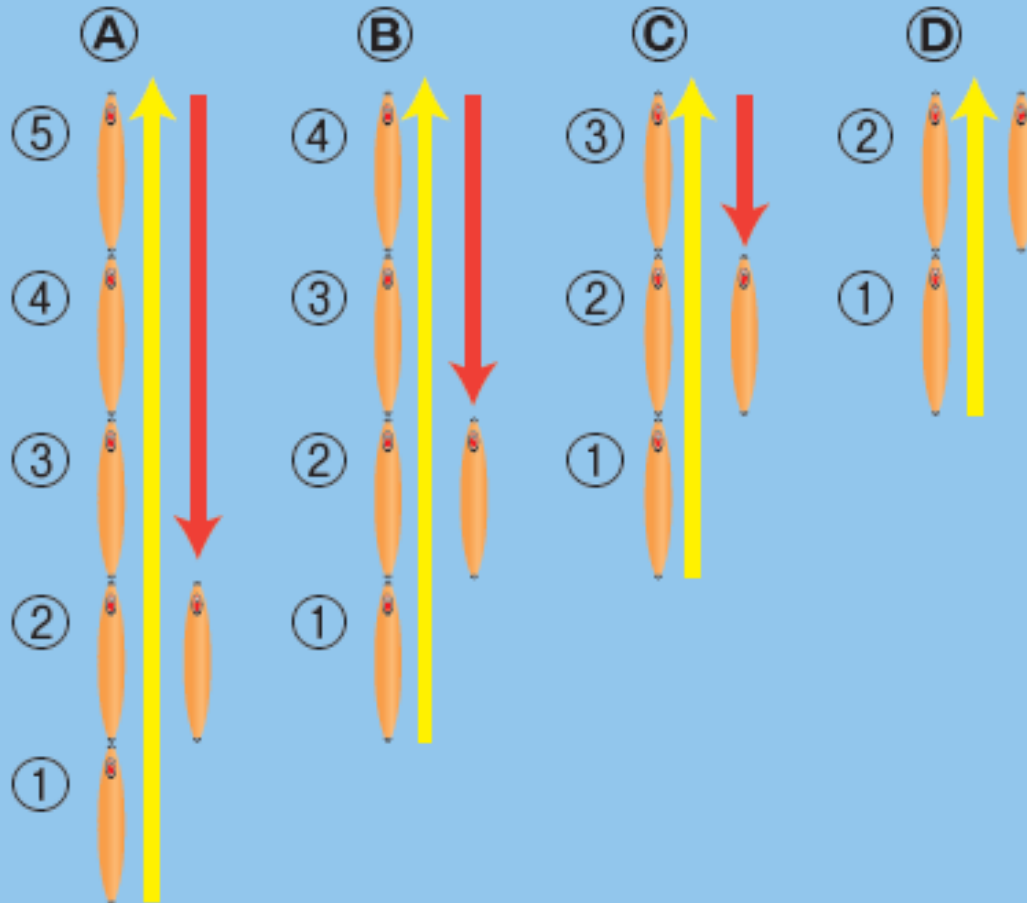


# Advanced Jigs Action (ARROW, ARK and ABYSS)

## バック&フォースのアクションイメージ

※ジグ何個ぶん上げたかイメージする  
《上げの動き》

※②までジグを暴れさせずにおろす  
《下げの動き》

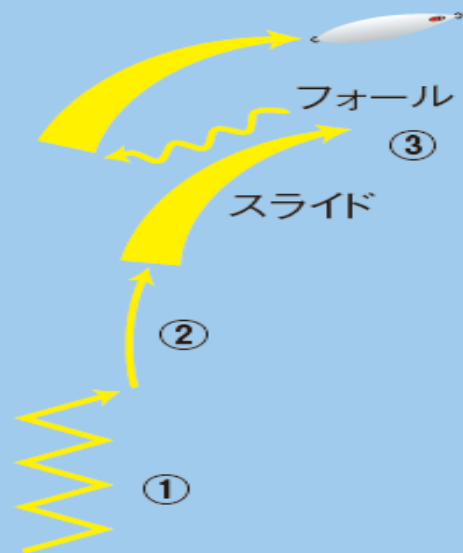


①～⑤のパターンを変則的に織り交ぜ、  
底から1層上層までのレンジでいいねい  
に差追う


# アクションのイメージ

## 《アクションの流れ》

- ③ **インパクトの強いワンピッチジャーク**  
ジグを弾くようなイメージでスライドさせる。その後はしっかりとフォールのタイミングを取ってから次のインパクトを与えることが重要
- ② **ワンピッチジャーク**  
抜けを感じながら次のアクション(インパクト)へ向けてジグの姿勢を垂直にするイメージ
- ① **ジャカジャカ巻き**  
キビキビとしたキレのある動きで根切りする

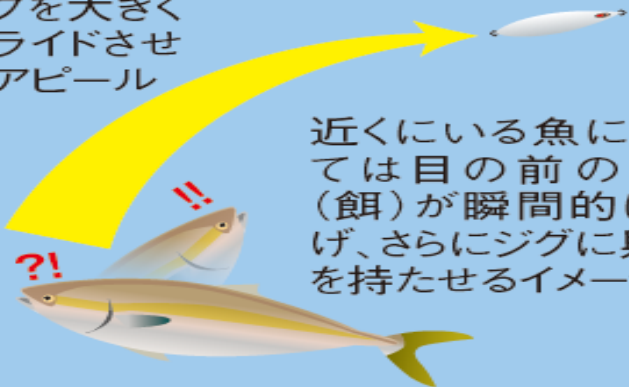


## 《アピール》



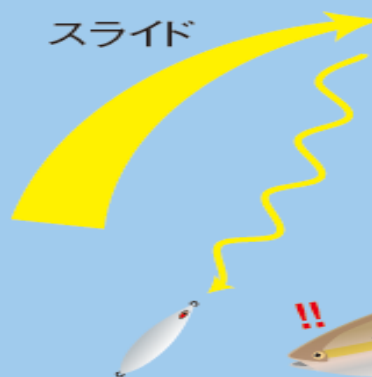
ジグを大きくスライドさせてアピール

離れた場所にいる魚に対してはジグの存在を気づかせるイメージ



近くにいる魚に対しては目の前のジグ(餌)が瞬間的に逃げ、さらにジグに興味を持たせるイメージ

## 《食わせのタイミング》



警戒心の強い大型をバイトに持ち込むためには、きっちりとフォールを入れて食わせのタイミングを演出することが重要

魚は捕食しやすいタイミング(フォールが終わるタイミング)を狙っている

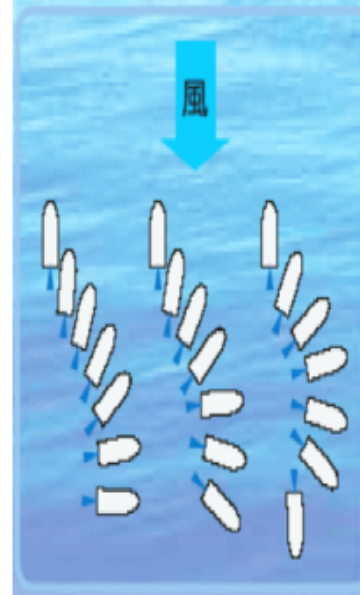
# Spanker-Sail



## ポイントに静止する「流し釣り」

沖釣りで一番有効な手段はスパンカーを用いる「流し釣り」。帆を張る(スパンカーの向きとステアリング操作)ことによって、風に向かいボートを立てます。風の強さとエンジンの推力(シフトおよびスロットル操作)とをつり合わせ、潮に乗せて流すことにより、ポイントをキープします。

スパンカーなし



スパンカーあり



# What is “Slow-Pitch Jerk”?

- Utilizing the rod’s elasticity makes a metal jig turn aside.
- Then, move like a falling weak fish action
- The concept and technique have been presented by a man named Norihiro Sato over a decade ago.
- This state-of-the-art jigging techniques that has been spreading all around Japan and elevating the game of jigging to another dimension.

