



BLM External Vest Cover Order Form

2165 E Colton Avenue, Mentone CA 92359 | Mailing: P.O. Box 868, Mentone CA 92359

Phone: (909) 794-2435 | Fax: (909) 794-4033 | E-mail: bpstactical@aol.com

Contact Information

Name: _____ E-mail: _____

Phone Number: Cell _____ Work _____

Shipping Address:

Billing Information

Name On Credit Card _____

Credit Card # _____ Exp Date _____ CVV _____

Phone Number: _____ E-mail: _____

Billing Address:

Please attach a business card with your order if you have one.

I agree that BPS Tactical, Inc. can manufacture my custom vest cover and charge the above credit card for its cost.

Authorization Signature _____

Personal Details

Height _____ Weight _____ Left or Right Handed _____ Gender _____

Vest Details

The following information will assist us in customizing your vest. Please fill in applicable fields with the make, model, and any pertinent information.

VEST COLOR: TAN

BADGE AND BACK PATCH	INTERNAL HOLSTER: YES OR NO
RANGER OR AGENT	RADIO POCKET: YES OR NO
TASER POCKET YES OR NO X-2 X-26 X-26P X-7	MAGAZINE POCKETS (2) OPEN TOP W/ KYDEX RETENTION OR CLOSED TOP CALIBER: _____



BLM External Vest Cover Order Form

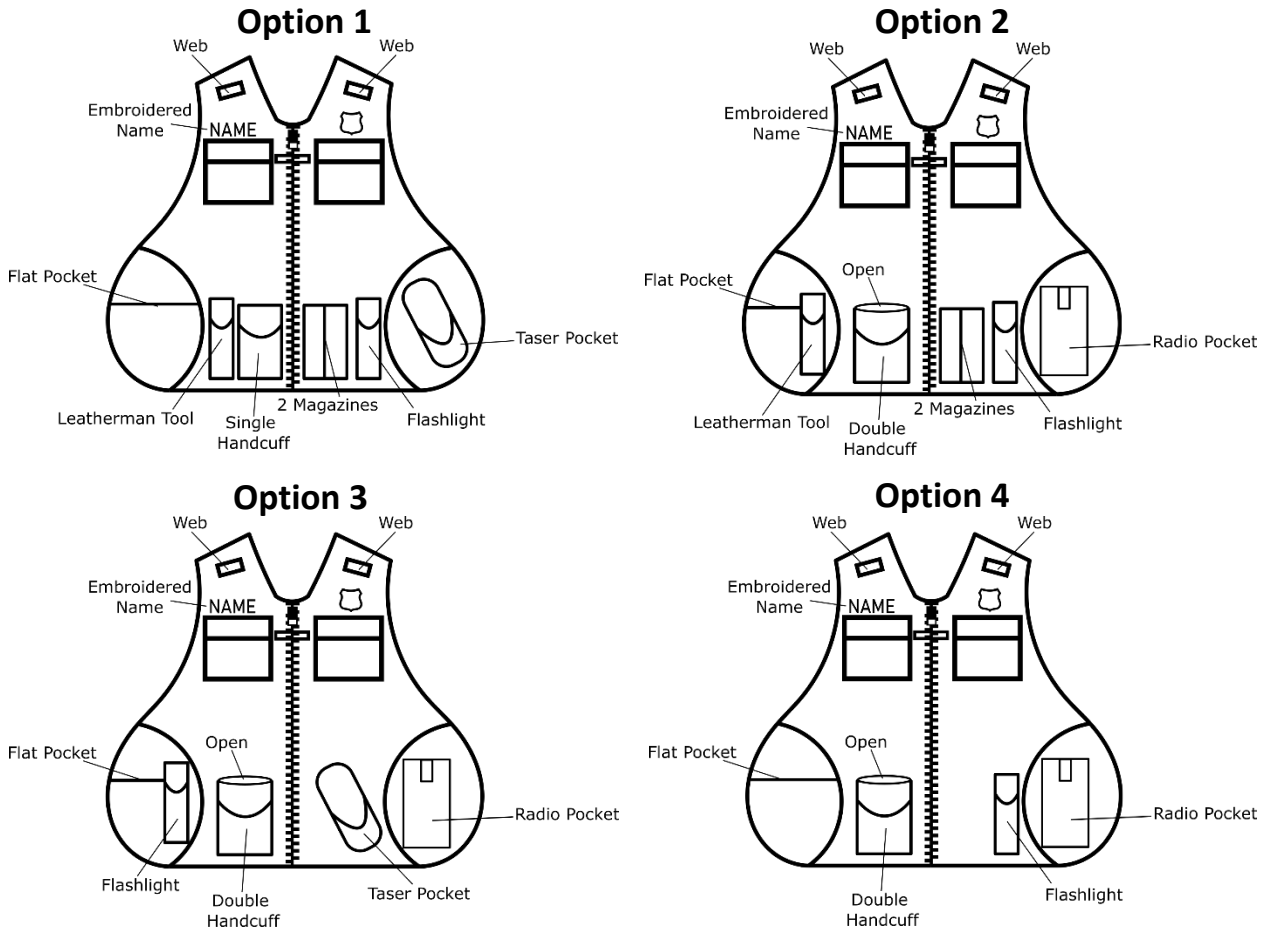
2165 E Colton Avenue, Mentone CA 92359 | Mailing: P.O. Box 868, Mentone CA 92359

Phone: (909) 794-2435 | Fax: (909) 794-4033 | E-mail: bpstactical@aol.com

Options

Here are some pre-selected options for setups that are approved for your department. Circle the setup that will best fit your needs. If you have any additional requests, please write them at the bottom of the page. (If you are left-handed the pocket placement will be mirrored)

YOUR SIZING AND MEASUREMENTS WILL DETERMINE WHAT POCKETS WILL FIT ON YOUR CARRIER.



Please list any additional items you would like to request:



BLM External Vest Cover Order Form

2165 E Colton Avenue, Mentone CA 92359 | Mailing: P.O. Box 868, Mentone CA 92359

Phone: (909) 794-2435 | Fax: (909) 794-4033 | E-mail: bpstactical@aol.com

Additional Ordering Details

- **BALLISTIC PANELS:** Tracing of your ballistic panels and trauma plate must be included. Remove ballistic panels and trauma plate from vest carrier and carefully trace their pattern onto clean white paper. Label each tracing front or back and print your name on each. Cut out each tracing, fold and include with your order form.

DO NOT SEND YOUR BALLISTIC PANELS ONLY TRACING

- It will be necessary for you to advise us what type of equipment you would like to remove from your duty belt and place it on the vest cover. It's helpful to either photocopy or send a tracing also of any unusual size of equipment (recorder, flashlight).
- All information should be sent to us at BPS Tactical, Inc.
 - For US Mail please mail to: PO Box 868, Mentone, CA 92359
 - For UPS or FEDEX please mail to: 2165 E. Colton Ave, Mentone, CA 92359

If you have any other questions please do not hesitate to call us at (909) 794-2435 or send us an email at bpstactical@aol.com



BLM External Vest Cover Order Form

2165 E Colton Avenue, Mentone CA 92359 | Mailing: P.O. Box 868, Mentone CA 92359

Phone: (909) 794-2435 | Fax: (909) 794-4033 | E-mail: bpstactical@aol.com

Measurements

ALL MEASUREMENTS MUST BE TAKEN WHILE WEARING A UNIFORM SHIRT AND DUTY BELT. DO NOT WEAR YOUR BODY ARMOR, BALLISTIC PANELS, OR VEST CARRIER MEASUREMENTS (SEE ILLUSTRATION) RESULTS IN INCHES.

1. **BACK 1**

Measure from the base of your collar seam to the top of your duty belts.

_____ inches

2. **BACK 2**

With arms straight out to the side, measure from the shirt sleeve seam to shirt sleeve seam across the mid-shoulder blade.

_____ inches

3. **CHEST**

With arms at your side, measure under your arms all the way around the widest area of your chest.

_____ inches

4. **WAIST**

Measure all the way around the widest part of your waist just above your duty belt.

_____ inches

5. **FRONT**

Measure from the center top of the shoulder seam to the top of your duty belt.


_____ inches



BLM External Vest Cover Order Form

2165 E Colton Avenue, Mentone CA 92359 | Mailing: P.O. Box 868, Mentone CA 92359


Phone: (909) 794-2435 | Fax: (909) 794-4033 | E-mail: bpstactical@aol.com



#1: Measure from the base of your collar seam to the top of your duty belt.



#2: With arms straight out the side, measure from shirt sleeve seam to shirt sleeve seam across the mid-shoulder base.



#3: With arms at your side, measure under your arms all the way around the widest area of your chest.



#4: Measure all the way around the widest part of your waist just above your duty belt.



#5: Measure from the center top of the shoulder seam to the top of your belt.