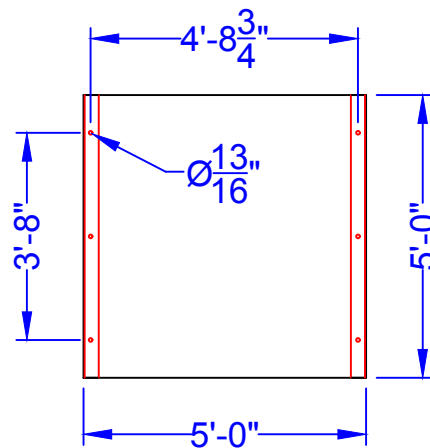
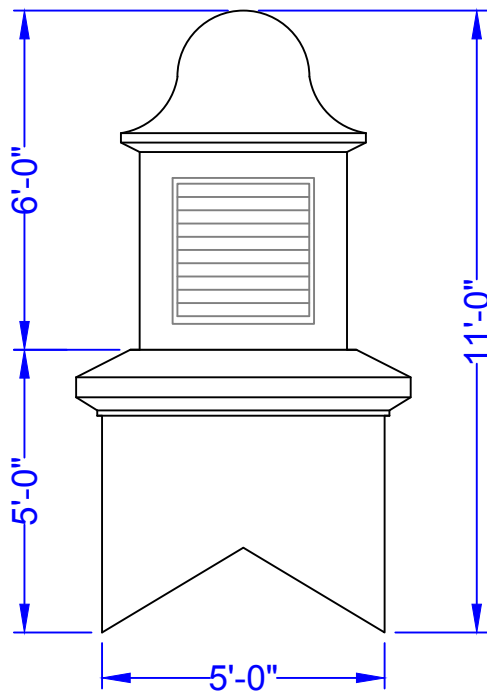


Cupola Data

Overall Height = 11'
 Base Width = 5'
 Unit Weight = 575 lbs.

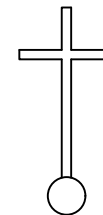


Mounting Detail



Elevation View

Optional Cupola Finials

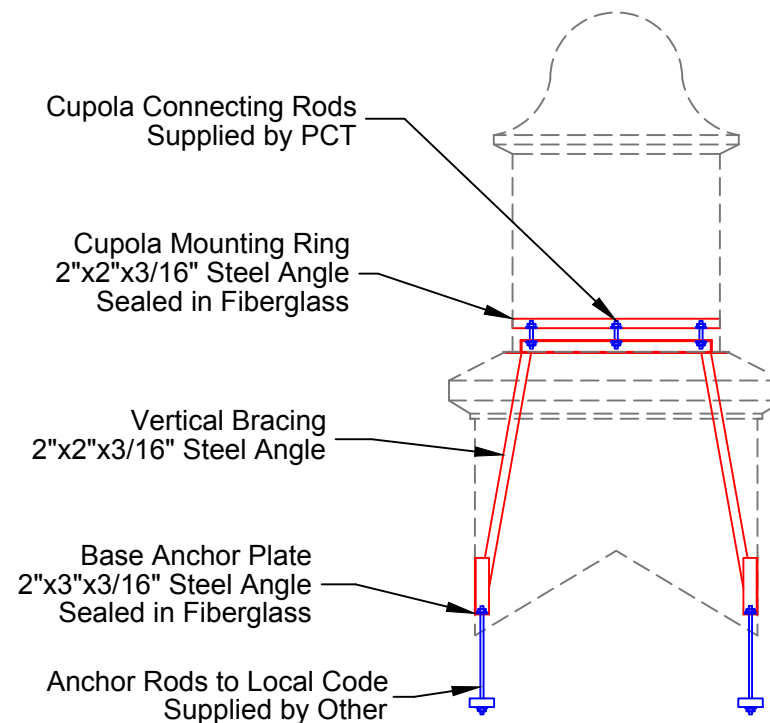


36" Cross
8" Ø Sphere



36" Aluminum Spire
8" Ø Sphere

Weathervane selection at :
www.whitehallproducts.com



Skeleton View



PIEDMONT
 COMPOSITES & TOOLING

33 Lewittes Rd.
 Taylorsville, NC 28681
 Phone: 828-632-8883
 Fax: 828-632-5585
www.piedmontcomposites.com

CUPOLA

Model :

500LR

Scale:
 N/A

Drawn by:
 K.SHERRILL

Created On
 N/A

Updated On
 05/08/19

Note: All drawings are the property of Piedmont Composites & Tooling, LLC. Variation in material thickness, dimension and weight may occur. PCT reserves the right to change or modify design at anytime without notice.