

Canning Creations



Canning Arts Group

Like us on Facebook



Follow us on Instagram

ISSUE 57

July / August 2022

Canning Arts Group
thanks the
City of Canning for its
continued support.



CITY OF
CANNING

This bi-monthly newsletter is distributed to members of the Canning Arts Group, and a limited number of printed copies are available from the office at Canning Arts Centre between 9.30 and 1pm weekdays.

Contributions from
members are welcome.

Committee Roundup

Winter is upon us and the days are damp and dreary, but CAG is full of life and colour. Our Coordinators have organised some exciting courses for our education and enjoyment. If there are vacancies it's never too late to sign up. And there's real coffee! One of our lovely members has donated a machine so you can enjoy the three Cs at CAG: creativity, companionship and coffee!

The committee is currently working on several projects - some are exciting and some are just necessary. On the "business" side some committee members are working on our proposed Information Booklet for Potters and we're also trying to improve our safety procedures. If you have an interest in or knowledge of

safety systems, we'd love to hear from you.

After many years and numerous attempts, we have eventually managed to install air-conditioning/heating in the office so our Coordinators can do away with their mittens and scarves in winter and fans in summer. It's taken many attempts to get the necessary quotes so we need to thank the committee members who didn't take "no" for an answer, and we also thank the Canning Arts Centre Users Association, of which CAG is a member, for footing the bill.

On the "fun" side we're planning our members' weekend (affectionately known as CAGstock), future sales and Christmas events. There will be further information about CAGstock

elsewhere. A sale at Stockland Riverton has proved to be too difficult but we are progressing with our annual sale at Southlands. CAG's Christmas Party will take place on Saturday 10 December - so save the date. Finally, it's time to get busy on your entry for the Canning Art Awards which will take place at the end of September/beginning of October. Entry forms will be available soon

Happy Creating Everyone.

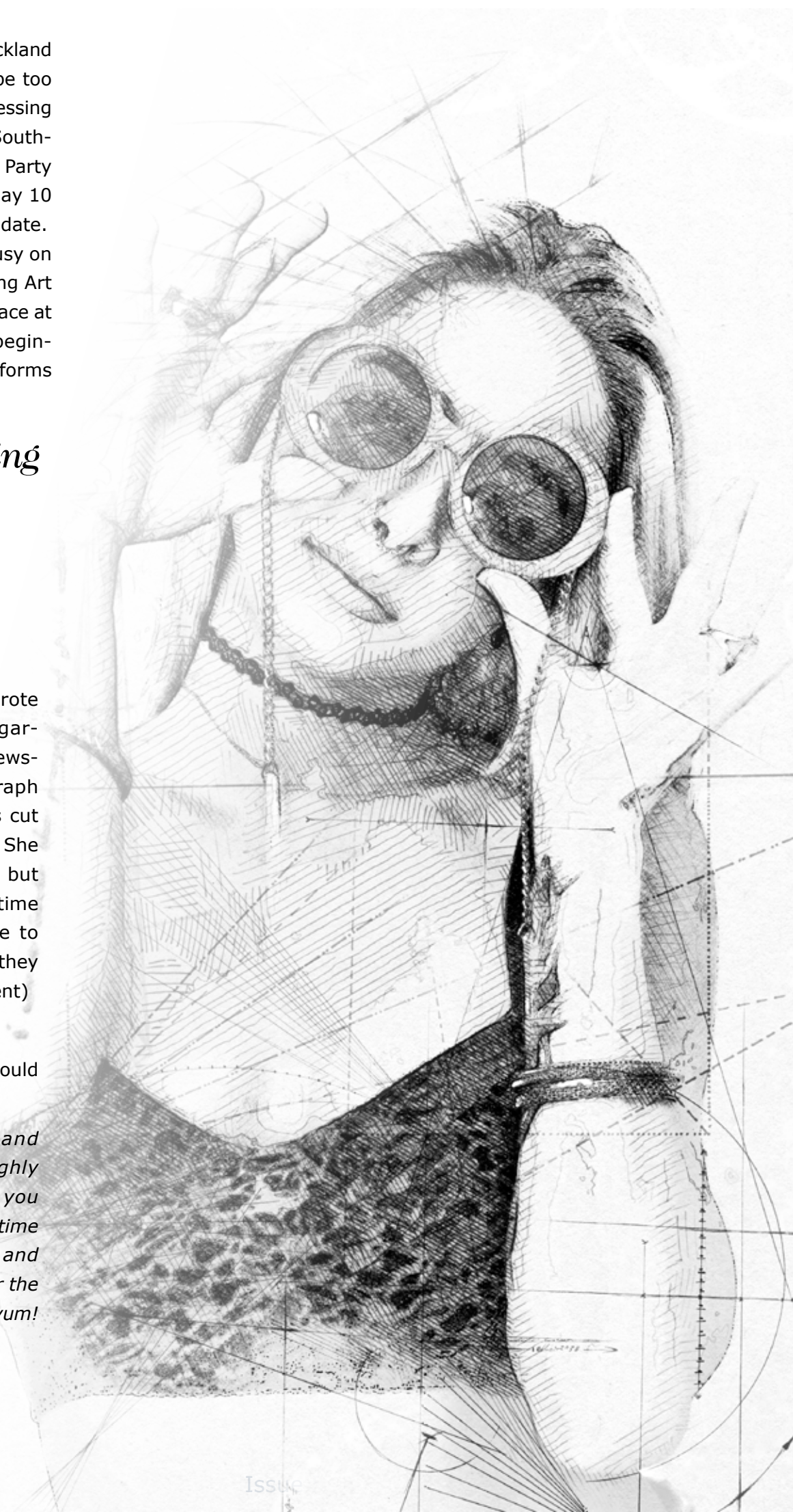
Apology

To Lietta Jacobs who wrote the article about the gargoyles workshop last newsletter. The final paragraph including her name was cut off by the text frame. (She didn't want an apology but if someone makes the time and effort to contribute to the newsletter I believe they deserve acknowledgement)

The end of the article should have read.

*"It was an intense and fun workshop, thoroughly enjoyed by all. Thank you Robyn for sharing your time and expertise with us and thanks must go to Jill for the leek and potato soup.... yum!
-Lietta Jacobs*

Chris Goldberg





Coordinators Corner

Hello Members,

This year is whizzing along faster than ever it seems! Hopefully you are all well and have your creative juices flowing!!

Term 3 classes will be well on their way by the time you are reading this newsletter. Pottery classes are as popular as ever so book in quickly if you are wanting to try a class in Term 4. We have unfortunately had to cancel our Watercolour class and Spark your Creativity class with Maureen for this term but are looking to have the classes back up and running for Term 4.

We are busy organizing a Colour Course with Peta Zella to run later in August. Keep a look out for our email and flyers regarding booking information.

There are still a few spots available in the Pottery workshops: The Quiet Paper Clay Revolution – Intro with Graham Hay and The Paper Clay Masterclass – with Graham Hay. Please head to the website to book but hurry as spaces are filling up fast!

The July Children's ArtsFun event was a great success and we still managed to keep our hobby days. It was wonderful to see you all use the centre during the break.

Term 4 re-enrolments and enrolments will be available in September so please keep an eye out for our emails giving you the details. Term 4 will run from the 10th October until the 25th November.

Planned dates for your diary:

CAGSTOCK – 1st & 2nd October

SOUTHLANDS SALE – To be advised

CENTRE CLEAN UP – 28TH & 29TH November

SET UP FOR CHRISTMAS SALE OF WORK – 30TH November

CHRISTMAS SALE – 2nd December till 11th December

CAG OFFICE CLOSE – 16th December

A reminder that if you have any ideas for a workshop or would like a particular class to run then please contact us in the office and we will gladly try and organize one for you!

On a separate note, the Canning Arts Group is run by a group of volunteers and without them we will not exist. Please have a think about joining our committee for 2023. We do need you!!

That's all from us in the office for now, see you around at the art centre!

Fran and Katie

Dates For Your Diary



Jana Vodesil-Baruffi & Steve Dyer

If you can't visit the exhibition during our opening hours, please contact Steve to arrange a suitable time for viewing: **0401 010 265**

ART EXHIBITION

Jana Vodesil Baruffi
Steve Dyer

An exhibition of Incredible art from two of Perth's Best Artists

64 Kishorn Road Mt Pleasant
Open daily 9 - 4 August 5 - 14
Contact 0401010265
s.dyerart1@optusnet.com.au
janazdenek69@gmail.com
Everyone welcome.
Open by appointment other times

You are invited to a very special event where two arty friends are getting together to present their best art. A variety of works including Realism, Surrealism, Landscapes and Fantasy paintings.

From the 5th to the 14th of August from 9am to 4pm they will entertain you and educate you with a changing display of amazing art, demonstrations, and art talks.

Pure Form: Japanese Sculptural Ceramics



@ the Art Gallery of South Australia until November 6 2022. Works on display include abstract sculptural pieces by award winning Moriyama Kanjiro who hales from the famous Koishiwara kiln area of Fukuoka.

3D Sculpture/Textile

- Must not exceed 25kgs or in excess of 150cm squared.
- Textile includes fibres like cotton, wool, hemp, silk or even synthetics like polyester and nylon.
- Sculpture includes clay, wax, stone, metal, fabric, glass, wood, plaster, rubber, and random "found" objects.
- Must be accompanied by a card detailing artist's name.
- 3D works can be placed on plinth or hung; please state on your entry form.

Delivery and Pick Up

- Entrants are to cover all delivery and transport costs.
- On delivery, artists should take their wrappings away with them (bubble wrap, cardboard corners, and so on). Wrapping cannot be stored or supplied by the City of Canning.
- All artworks are to be clearly labelled on the back of the artwork indicating the artist full name and title of piece.
- It is the artist's responsibility to ensure artwork is dropped off and picked up within timeframes listed. Late artwork will not be accepted.

Delivery of artwork

Saturday 24 September | 9am - 3pm OR Sunday 25 September | 2pm - 5pm*

Unsold artwork collection

Sunday 9 October | Monday 10 October | 9am - 3pm*

Work not picked up in timeframes provided will be held by the Events Team for one week only following the close of the exhibition. Pick up must be arranged by the artist by phone or email.

**Please note that times specified may be subject to minor change which will be communicated to the participant via the email supplied on this form.*

Sales and GST

- All artwork must be for sale with the exception of youth entries (ages 12-17).
- All sale prices must include a 20% commission fee.
- Artists, who do not have an ABN, please sign the statement on the entry form to avoid tax being deducted from any payment to be made.

Rules for Exhibiting

- All works entered must be less than 12 months old from the closing date for entries, not have previously won an award and must be an original.
- 2 x D-rings and cord hanging assembly are mandatory for all hanging works. Please ensure these are attached professionally and securely. No glue, tape, staples or temporary fixtures as these will not hold and will not be accepted. You will be requested to fix any unsuitable hanging assembly should it not meet our requirements.

General Rules

- Artists may submit one (1) entry only. Entry fee (\$30) is non-refundable.
- Incorrect or incomplete entry forms or failure to comply with Conditions of Entry will result in disqualification.
- Only title, price and medium are permitted to be altered minimum one (1) month prior to closing date.
- A digital photograph of your work will be required as part of the entry for internal preview purposes.
- The City of Canning, while taking good care, will not take responsibility for the damage or loss of artworks. It is the responsibility of the artist to provide insurance for their works as the exhibition is not always manned. The option for a security tag sticker will be available at drop off. As the exhibition is not always manned, this is the best option to keep your art safe. This will be at the artist's discretion as it can cause slight tears on removal, depending on the medium used.
- Entrants must agree that the organisers reserve the right to reproduce entries in print, film or digital format for promotion, education, and documentation purposes in association with the City of Canning.
- If artworks are deemed unsuitable for exhibition as they raise copyright issues, are culturally insensitive, obscene, upsetting and/or not family-friendly, the entry will be cancelled.
- Once an artwork has been placed by the curator, it will remain in place for the duration of the exhibition and cannot be moved or withdrawn.
- All entries will be judged, judges' decisions are final and no correspondence will be entered into.



CITY OF
CANNING

2022 Canning Art Awards

CANNING.WA.GOV.AU



Important information

- Entry cost for Adults 18+ is \$30 (non-refundable)
- Youth 12-17 are free
- Entries close Friday 9 September 2022 at 5pm*.

How to enter and pay



Enter and pay online

www.canningartawards22.eventbrite.com.au



Complete this hard copy entry form and pay by credit card or cheque in person at the City of Canning.

Completed artwork to be delivered to:

Riverton Library

67 Riley Road, Riverton

Saturday 24 September | 9am - 3pm OR

Sunday 25 September | 2pm - 5pm*

Unsold artwork collection

Sunday 9 October | 2pm - 5pm OR

Monday 10 October | 9am - 3pm*

Presentation of Awards and Official Opening Night

Riverton Library

67 Riley Road, Riverton

Friday 30 September 2022 | 6pm - 9pm

Free - RSVP essential

www.rsvpcanningartawards22.eventbrite.com.au

Exhibition Opening Times

Saturday 1 - Saturday 8 October | 10am - 3pm sales desk open*

**Please note that times specified may be subject to minor change which will be communicated to the participant via the email supplied on this form.*

All enquiries to

City Events Team

events@canning.wa.gov.au | 1300 422 664

The Events Team will send out correspondence via email throughout the duration of the Canning Art Awards. Please ensure your address is current and checked regularly.

Entry Form

Name of Artist	
Postal Address	
Suburb	Postcode
Mobile	
Email	
Are you a resident of the City of Canning <input type="checkbox"/> Yes <input type="checkbox"/> No	
Are you Aboriginal or Torres Strait Islander <input type="checkbox"/> Yes <input type="checkbox"/> No	
Does your art reflect the people, places or culture of Canning? <input type="checkbox"/> Yes <input type="checkbox"/> No	

Note: Incomplete forms will not be accepted. Changes to price, medium and title are accepted up to one (1) month prior to closing date.

Title of Entry (will be displayed on your placard)	
Category - Please tick	
<input type="checkbox"/> Painting <input type="checkbox"/> Drawing <input type="checkbox"/> 3D Sculpture/Textile <input type="checkbox"/> Digital Art	
<input type="checkbox"/> Mixed Media <input type="checkbox"/> Photography	
<input type="checkbox"/> Adult (Aged 18+) <input type="checkbox"/> Youth (Aged 12-17)	
Price	Medium
Width (cm)	Height (cm)
Depth (cm)	Weight (kg) Total measurements include frame
Is your piece (please tick one):	
<input type="checkbox"/> Single item <input type="checkbox"/> Diptych <input type="checkbox"/> Triptych	

Display requirements

Please Tick One

☐ Hanging ☐ Plinth

Payment

☐

Credit card, cash or cheque in person at the City of Canning.

To be compliant with GST legislation, please complete the following:

☐

Yes, I am registered as an Arts Business, and my ABN number is: _____

Are you registered for GST (please circle): Yes / No
OR

☐

No, I do not have an ABN as my artwork is an activity without reasonable expectation of profit.

Artist Declaration

My piece does not raise copyright issues, is not culturally insensitive, obscene, upsetting and is family-friendly.

My work is less than 12 months old from closing date of entries, has previously not won an award and is original.

I have paid my non-refundable \$30 entry fee (adults only).

I have read and understood the conditions of entry and agree to abide by them.

Signature	Date

Guardian or parent signature for entries under 18 years of age.

Signature	Date

Conditions of Entry

Categories

- All entries are eligible to win the People's Choice Award.
- There will be one winner per category only.
- The Aboriginal & Torres Strait Islander Artist Award is open to Aboriginal and Torres Strait Islander artists aged 12 and over.
- There is no particular theme regarding work that can be entered.
- Rules and restrictions apply - see below.

Category Rules and Restrictions

Painting, Drawing, Mixed Media and Photography

- Must not exceed 150cm high by 150cm wide by 90cm deep and weigh more than 5kgs. This size includes the frame.
- Painting category includes acrylic, oil, watercolour etc.
- Drawing category includes pen, pencil, charcoal, chalk, crayon etc.
- Photography includes film, digital and can be edited in a digital program e.g. Photoshop.
- Mixed Media includes all those options listed in painting, drawing and photography.
- Digital Art includes digitally altered still images which are computer generated, scanned, or drawn using a tablet or mouse with software/technology of your choice. Must be printed for display.
- All above categories can be displayed on canvas, paper, wood, metal or any base you choose, as long as they adhere to the size and weight restrictions.
- Works on paper must be framed.

Categories and Prizes

- City of Canning Resident Award:
- People's Choice Award - Adult
- People's Choice Award - Youth
- Aboriginal and Torres Strait Islander Artist Award

Adult (aged 18+)

- Painting
- Drawing
- 3D Sculpture/Textile
- Mixed Media
- Photography
- Digital Art

Youth (aged 12-17)

- Painting
- Drawing
- 3D Sculpture/Textile
- Mixed Media
- Photography
- Digital Art

2022 CANNING ART AWARDS - ENTRIES ARE OPEN! CLOSING FRIDAY 9 SEPTEMBER AT 5PM

Entry may be made via

1. Hard copy entry - print and complete page 6 of the newsletter
or download form from the evenbrite link below

2. Enter online via evenbrite at this link

www.canningartawards22.eventbrite.com.au

Please note, hard copy entries are to be submitted at City of Canning, you will not be able to submit your application with CAG.

Whats on your

Easel/Wheel/Table

Karen Ball WIP



Trish Ray

Dawn

Ripped paper on paper, ready for sealing.



Margaret Colyer

Abstract mark making - developing contrast, composition and tone.



Pam Bradley WIP



Sue Clarke

No paintings on my easel at the moment but I have been busy with other creations.



I've made two of these rompers. One for Piper and one for her friend.



I'm currently crocheting a Brisbane Lions rug. I have no idea why it's wonky but I guess that makes it unique.

Marg Nash

Fishing Boats

I have been busy putting a few boats together. Each boat takes me 3 days, as I wait for the clay to stiffen before I can add extra layers. Then its fingers crossed that nothing goes wrong in the the firings.



Trish Ray

Buxom lady having a picnic in summer



Elaine Lee WIP



Jill Archibald

Busy making soup bowls for the "Empty Bowls Perth" promotion.


Lynn Owen WIP



Janette Pryor



Chris Goldberg WIP



Colin Muscroft WIP



Carmel McConville WIP





Potters Page

Hobby Day Tuesdays 9-30 TO 3pm

Hope everyone is keeping warm and busy inside making and creating their art work.

We have had many workshops this year so there are plenty of ideas that you have learnt to play with.

Anyone making soup bowls to donate to the "Empty Bowls Perth" charity to raise money for the homeless, could you bring them to the Art Centre to be taken to Potters Mart to be collected.

Don't forget to get busy for the Canning Art Exhibition as September is going to come around very quick.

Our Hobby Day is getting busy again with members coming down socializing and enjoying morning tea.

Hope to see you on Tuesday.

Jill Archibald

Something fun to watch

I love my British murder/mysteries so signed up for a free trial of Britbox and while browsing came across this fun and fabulous program - The Great Pottery Throw Down. It's like MasterChef for potters! I'm not a potter but I found it fascinating seeing the potters making such a variety of items ranging from garden sculpture to porcelain chandeliers, doing raku firings and bricking up the gas kiln. Why not try Britbox for a (free) week and binge view The Great Pottery Throw Down?

Maggie Smith

Mary Wallace's 'decorative techniques for greenware' class was a fantastic way to spend a Sunday! We arrived to find a goodies bag for each person to keep: 6 ready-to-use clay tiles, course notes, 4 home-made tools, 2 transfer samples, 2 delicate chinese paper stencils and a 10g sachet of mason stain to make our own slip at home.

Mary told us how to make the carving tools (from old umbrella ribs) and how to properly mix a batch of slip. Then she demonstrated a series of techniques - giving us the time to play with her wide range of coloured slip and try each method in turn. It was such fun experimenting - and seeing how everyone in the class came up with different ideas.

This course drastically lifted my skill level and will allow me to create a wider range and better quality of ceramics.

Glenys Lightbody



Mary Wallace Greenware Decoration Techniques




- Applied torn paper to white tile. These later show as white.
- Painted with mauve slip and applied torn paper. These later show as mauve.
- Painted with pink slip and applied torn paper. These later show as pink.
- Painted with blue slip over remaining unpapered tile.
- Pulled off all paper to reveal colours, which appear to be the opposite order to how they were painted, with white on top and blue background.
- Painted grey slip detail. Scored circles.




- Applied cut transfer paper face down on white tile. Patted with slightly damp sponge until colour transferred.
- Placed 'warrior' paper stencil on white tile.
- Painted red slip over the remainder of the tile that was not covered by the transfer.
- Removed the 'warrior' paper stencil to reveal white tile.



- The paper 'panda' stencil had the white patches of the panda as its spaces and the black patches as paper.
- Painted black slip beneath where the panda stencil would be. Placed the stencil and sponged away any exposed black slip. This left black slip protected by the paper stencil.
- Painted Chinese letter in liquid latex.
- Cut and placed paper leaves.
- Painted black slip and red slip next to each other, over everything.
- Removed paper leaves, panda stencil and latex. Cut veins of leaves.



- Use a tile that is dry enough to cut crisp grooves without powdering.
- Cut grooves for the centre of the flower. Painted red slip over the grooves to fill them up. Wiped off the excess.
- Cut grooves for the outer parts of the flower. Painted yellow slip over the grooves to fill them up. Wiped off the excess.
- Cut grooves for the leaves. Painted green slip over the grooves to fill them up. Wiped off the excess.
- Let all slip dry well. Scraped all excess off with sharp blade to leave tile clean and level.



- Started with a tile that was quite dry.
- Painted shellac in lines on the tile.
- When shellac was dry, used a wet sponge to wash away the surface of the tile not protected by the shellac, leaving it slightly lower than before.
- The shellac will burn off when the tile is fired in the kiln, leaving raised lines in the clay.
- You can't do further work over the top of shellac - unlike latex, which is used in the same way as a paper stencil.

Glenys Lightbody

Glassies

Our thursday glass artists at work.





Recipe Corner

Yes cooking IS an art form

This is a place to share your favourite recipes

Nieman Marcus Cookies



You may or may not have heard the The Urban Legend of The Nieman Marcus Cookie Recipe. (Nieman Marcus is a department store chain in the US)

As the story goes, a woman and her daughter went to lunch at a Neiman Marcus Cafe, and enjoyed the chocolate chip cookies so much that they asked to buy the recipe. They were told it would cost 2.50, however she discovered later when reading her credit card statement she had actually been charged \$250. She contacted the company but they wouldn't provide a refund, saying that was the price. Acting in revenge she started a email chain letter containing the recipe, and it began circulating the web in the late 1990s.

The legendary story went viral and probably passed through your email stream a couple of times back in the day, but has since been disputed.

Apparently the only truth to the story of the "\$250 cookie recipe" is that they really are delicious.

Ingredients

455 gm butter
402gms caster sugar
400 grms brown sugar
225 gms grated chocolate
450gm chopped nuts
544 gms flour
450gms oats, blended.
1 tsp salt
2 tsp baking powder
2 tsp vanilla
2 tsp baking soda
680 gms choc chips
4 eggs

Method

Cream butter and sugars, add eggs and vanilla. Mix dry ingredients together and add to wet mixture. Add grated chocolate, nuts and chocolate chips.

Roll into balls and place 5cm apart on tray. Bake for 10mins at 190C

The recipe makes 112 cookies,so best halve it.


Chris Goldberg

Whats on Your Bookshelf



To Paradise

by Hanya Yanagihara



In an alternate version of 1893 America, New York is part of the Free States, where people may live and love whomever they please (or so it seems). The fragile young scion of a distinguished family resists betrothal to a worthy suitor, drawn to a charming music teacher of no means. In a 1993 Man-

hattan besieged by the AIDS epidemic, a young Hawaiian man lives with his much older, wealthier partner, hiding his troubled childhood and the fate of his father. And in 2093, in a world riven by plagues and governed by totalitarian rule, a powerful scientist's damaged granddaughter tries to navigate life without him—and solve the mystery of her husband's disappearances.


These three sections are joined in an enthralling and ingenious symphony, as recurring notes and themes deepen and enrich one another

(Goodreads)

I've only read two books since the last newsletter. This one was over 700 pages long so I'm claiming it as two books. I must admit it was quite a difficult read but it was interesting although the imagined future lifestyle was a bit disheartening as it is quite a possibility. I would only recommend this one if you've got a lot of reading time on your hands.

A Man Called Ove

by Fredrik Backman



A grumpy yet loveable man finds his solitary world turned on its head when a boisterous young family moves in next door.

Meet Ove. He's a curmudgeon, the kind of man who points at people he dislikes as if they were burglars caught outside his bedroom window. He has staunch principles, strict routines, and a short fuse. People call him the bitter neighbor from hell, but must Ove be bitter just because he doesn't walk around with a smile plastered to his face all the time?

Behind the cranky exterior there is a story and a sadness. So when one November morning a chatty young couple with two chatty young daughters move in next door and accidentally flatten Ove's mailbox, it is the lead-in to a comical and heartwarming tale of unkempt cats, unexpected friendship, and the ancient art of backing up a U-Haul. All of which will change one cranky old man and a local residents' association to their very foundations. (Goodreads)

A humorous story about a very grumpy old man. It's a heartwarming story about community and connections. Loved it.

Sue Clarke

Resources for Artists

These were all published a couple of years ago, but thought I would include again for the benefit of our new members, and don't forget our Canning Arts Library situated in the metal cupboards in the painters hall and the bookcase just outside the pottery area. These are there for your use, simply put your name in the book provided if you would like to borrow one.

NB All the links below are live, so just click on them and Acrobat will ask for permission to go there.

If anyone has other links they think may be of value to our members, email me and I will include next time.

Chris Goldberg

<http://www.artsource.net.au>

Established in 1986, Artsource is the peak membership body for visual artists in Western Australia. Their purpose is to engage with and support Western Australian visual artists with practical, affordable and relevant services.

<https://www.artistsnetwork.com>

Subscription based, live stream or purchase training videos, magazines, and books in all mediums

<http://www.wetcanvas.com>

The largest community for visual artists on the Internet!. It is comprised of artists of all levels, ranging from Sunday painters to artists who exhibit in some of the finest galleries in the world. Whether your interests lie in learning new techniques, experimenting with alternative or cross-over mediums, gaining critiques from fellow artists, or getting the scoop on exciting new industry products, WC has something for you, including a full online library of reference images.

<https://www.pmp-art.com>

Paint My Photo (PMP) is a social networking site dedicated to sharing photos for artistic inspiration without fear of infringing copyright, something we all need to be aware of if we intend selling our work.

<https://www.nma.art>

Subscription based. Learn from the world's top artists in a variety of styles and approaches, with a focus on foundation. Unlimited streaming courses means you can learn anywhere, anytime, no matter how busy your schedule. With streaming plans starting at US\$35/month.

<https://brightlightfineart.com>

Subscription based. Fine Art Drawing and Painting Classes, by David Leffel, Sherrie McGraw, Jacqueline Kamin & Stacy Kamin

<http://www.fitzroystretches.com/>

Art supplies, east coast but with free shipping, and if you want to make your own canvases, this is a good place to buy stretchers.

<https://www.oxlades.com.au/>

Art supplies. Perth

<http://www.hukendall.com.au/>

Art Supplies. Perth

<https://www.jacksons.com.au/stores>

Art supplies. Perth

<https://thepottersmarket.com.au/>

Based in Stockdale Rd, O'Connor- Pottery Supplies, Raw materials, clay, tools and equipment, firing services

<https://pottersonline.com.au/index.html>

The Australian Ceramic Art & Pottery resource network

<http://ceramicartsdaily.org>

Subscription based, live stream instruction videos, buy videos

<http://www.claytimes.com>

Ceramic Art Trends, Tools, and Techniques for Potters Worldwide

<http://keaneceramics.com.au>

Keane Ceramics is one of the country's largest clay producers, suppliers and online retailer of our renowned clay range, pottery equipment, raw materials, tools and the Australian official distribution agent for Amaco.

<https://www.ceramicartswa.asn.au/>

Established in 1993, the Ceramic Arts Association of WA (CAAWA) is a not for profit organisation run by members supporting the ceramics community in Western Australia. They aim to connect and promote all aspects of hand made pottery and ceramic sculpture.

<http://www.clayworksaustralia.com/>

Sell clay, brushes, hand tools, raw materials, equipment new and used, colours, glazes, decorating items.

<http://walkerceramics.com.au/>

Manufacturers of Australian clays and glazes by Walker Ceramics, Feeneys Clay and Cesco.

<https://keaneceramics.com.au/>

Keane Ceramics is one of the country's largest clay producers, suppliers and online retailer of our renowned clay range, pottery equipment, raw materials, tools and the Australian official distribution agent for Amaco.

<https://www.youtube.com/index>

Too much here to list, but just enter your area of interest in the search field and you will be inundated with videos to watch, some better than others, but a wealth of information.

<https://perthartglass.com.au>

Perth Art Glass online store -

<https://www.etsy.com/au/c/art-and-collectibles?ref=catnav-66>

Etsy -To see what other artists are selling

<https://www.artslaw.com.au/>

Arts Law service - Your legal rights as an artist

THE BOX MAN

8 Karratha St, Welshpool

(08) 9351 8111

www.theboxman.com.au

Stock a range of generic sized "Heavy Duty" Art Boxes suitable for shipping locally and abroad.

They also do a run of custom made picture cartons daily, which if ordered by noon will be available for collection noon the following day.



PERTH ART GLASS

311 Stock Rd O'CONNOR WA 6163

Tel: +61-8-9314 5811

Shop Online: www.perthartglass.com.au

DISTRIBUTORS OF SPECIALTY GLASS & GLAZING PRODUCTS, ARTISTS IN GLASS

Our members receive discount on full sheets of glass and some other supplies from Perth Art Glass (but not hobby squares).

MASTER PICTURE FRAMERS GALLERY

BLAIR BUCKINGHAM
PROPRIETOR

UNIT 1/1397 ALBANY HIGHWAY
CANNINGTON 6107

PH: 9350 5121 FAX: 9350 5101

bmb@masterframers.com.au

Many of our CAG artists use Master Picture Framers, Blair does an great job and is able to advise on suitable framing options for your precious work. Convenient location opposite Carousel Shopping Centre.

A Warm Welcome to our new members

As a member of Canning Arts, you join a group of enthusiastic artists, including potters, painters, glass artists, printmakers, textile artists and more! You will also enjoy discounted classes and workshops and use of the facilities and equipment at the Centre.

Members also have the unique opportunity to enter their artwork in Members' Exhibitions in the Centre Gallery and to display and sell work in various sales that are held throughout the year at community venues.

Club Keyholders

Jill Archibald	0407 027 277
Fran Fishlock	0406 511 006
Trish Ray	0434 556 453



Scan with your
phone camera
to link to our
Instagram page.



72 Riley Road, Cnr High Road
RIVERTON WA 6148
Phone: 08 9457 9600
Fax: 08 9354 7079
Email: office@canningartswa.org.au
Web: www.canningartswa.org.au



This Newsletter
is kindly printed by the
Office of Sam Lim
MP, Federal Member for Tangney