






Age / Class	Hairstyle	Online Tips These are not the only methods but just helpful advice for those who need it. Please feel free to find your own videos	The little details matter A concert look needs to be very polished. * Tip for buns, it is easier to create great bun and sleek look if hair is 2 days dirty.
Kindergarten Year 1 Year 2 Year 3-4		https://www.health.com/beauty/sleek-bun-hair-video	<p>Two low buns.</p> <p>Sleek with no fly always</p> <p>Centre part</p> <p>The buns should not be hidden, you should be able to see them when looking at your child's face.</p> <p>But not sticking straight out to the sides either. It's a balance between a little bit behind the head and a little bit showing.</p> <p>Please use strong elastic bands, so buns aren't limp.</p>
Yr 4-5	 <p>Black elastics</p>		<p>Two sleek ponytails At mid height</p> <p>Using strong black elastics, two if needed. Multiple elastics also achieve a great shape ponytail that isn't limp.</p> <p>Make sure it is secure and can't become floppy or loose.</p> <p>No wispy bits of hair No bush ponytail tails</p>

Age / Class	Hairstyle	Online Tips These are not the only methods but just helpful advice for those who need it. Please feel free to find your own videos	The little details matter A concert look needs to be very polished. * Tip for buns, it is easier to create great bun and sleek look if hair is 2 days dirty.
Yr 5-6	 <p>Low Sleek ponytail with Centre part</p>	https://youtu.be/wCcyWJ2zlio	<p>Strong Hair elastics colour black</p> <p>No wispy bits</p> <p>No ponytails to come loose or floppy.</p> <p>Sleek ponytail</p>
Year 7-8	  		<p>Super polished Half up half down No wispy bits No fluffy hair</p> <p>You can have straight, waves or curls. But whatever you choose must look polished and well groomed.</p> <p>Please make sure the ponytail is high enough to be seen from the front of the face.</p> <p>Please use strong elastic bands. Using two can help to achieve good height.</p> <p>Elastics colour black Please do not wrap hair around band.</p>

Age / Class	Hairstyle	Online Tips These are not the only methods but just helpful advice for those who need it. Please feel free to find your own videos	The little details matter A concert look needs to be very polished. * Tip for buns, it is easier to create great bun and sleek look if hair is 2 days dirty.
Yr 9+	 <p>Low Sleek ponytail with Centre part</p>	https://youtu.be/wCcyWJ2zlio	<p>Strong Hair elastics colour black</p> <p>No wispy bits</p> <p>No ponytails to come loose or floppy.</p> <p>Sleek ponytail</p>