

A word cloud of various titles for Jesus Christ, including: Shepherd, Great Shepherd, Great High Priest, Head of the Church, All things, High Priest, Holy and True, Holy One, Hope of Glory, Honor, Salvation, I Am, Image of God, King, Eternal, King of Israel, King of the, ing of kings, King of the Ages, Lamb, Lamb of God, Lamb With, emish, Last Adam, Life, Light of the World, Lion of the Tribe of Judah, Liv, Living Stone, Lord, Lord of All, Lord of Glory, Lord of lords, LORD, HWHI, our Righteousness, Man from He, Mediator of the New Cove, ighty God, Morning, of David, Only Begotten So. In the foreground, there is a large black cross and a white silhouette of a lamb. The background is a soft-focus image of a sunset or sunrise over a body of water with mountains in the distance.



LESSON PACK

Thank You

Thank you for ordering from www.TeachSundaySchool.com. We strive to offer you top notch Bible teaching tools. Feel free to contact us with any questions at marykate@teachsundayschool.com.

How to Print

If you are having any trouble printing, here are some helpful tips:

- 1) Adobe Acrobat PDF Reader is the most universal PDF reader and comes standard on most computers. If you are having issues, check to make sure you are using a recent version of Adobe, which is available free online [here](#).
- 2) If for any reason a page is being cut off, when you push the “print” button and the dialogue box pops up, check the box “fit”.

Terms of Use

The material enclosed is copyrighted. You do not have resell rights or giveaway rights to the material provided herein. Only customers that have purchased this material are authorized to view it.

Allowed:

You are able to print as many times as you would like for personal, family, or single church/school use. (Please show this to any printer you may take this to in order to prove that you are not infringing on the copyright by printing this file).

If you would like to use this file for multiple schools or churches, please email us at marykate@teachsundayschool.com for information on a bundle purchase price.

Not Allowed:

This digital file cannot be given to anyone else. In order to own a digital file, it must be purchased.

This file is never to be emailed to anyone else for the purpose of giving it to them or sharing it with them. In order to own a file, it must be purchased.

Do not post this file, or images from this file on a blog, website, or anything like it for the purpose of giving it away or selling it.

Do not change this file in any way.

Do not use all or part of this file for commercial use in any way.

Anything that is not meant for the intended use of this file, which is for personal, family, or single church/school use is not allowed. We are offering this as a digital file for the convenience of our customers. Any abuse of that is not allowed.

If you feel you have obtained an unauthorized copy of this material, please email us at marykate@teachsundayschool.com

Legal Notice

While all attempts have been made to verify information provided in this publication, neither the author nor the publisher assumes any responsibility for errors, omissions or contrary interpretation of the subject matter herein. The publisher wants to stress that the information contained herein may be subject to varying state and / or local laws or regulations. All users are advised to retain competent counsel to determine what state and / or local laws or regulations may apply to the user's particular operation.

The purchaser or reader of this publication assumes responsibility for the use of these materials and information. Adherence to all applicable laws and regulations, federal, state and local, governing professional licensing, operation practices, and all other aspects of operation in the US or any other jurisdiction is the sole responsibility of the purchaser or reader. The publisher and author assume no responsibility or liability whatsoever on the behalf of any purchaser or reader of these materials. Any perceived slights of specific people or organizations is unintentional.

WHAT'S INSIDE



Introduction - Why All the Names for Jesus is important 5

Week #1 - Some Classic Names for Jesus

Lesson - How Can a Messiah be a Stone?!	7
Add-On - Famous Names for Jesus Scripture Cards	11
Printable Craft - Lion & Lamb Doorway Hanging	12
Game - He Will Cover You with His Feathers Tag	15
Worksheet - Really Cool Names for Jesus	16

Week #2 - Names to do with Royalty

Lesson - Four Royal Names, Four Promises	17
Add-On - 12 Royalty Scripture Cards	19
Printable Craft - Crown of Life	22
Game - Names for Jesus Charades	27
Charades - Names for Jesus Cards	28
Worksheet - Guess Which Name for Jesus Crossword	30

Week #3 - Names to do with Nature

Lesson - Do We Really Live in Darkness?!	31
Add-On - Names to do with Light Scripture Cards	34
Printable Craft - I am the Vine	35
Game - Standing On the Rock Tag	39
Worksheet - Some Really Weird Names for Jesus & What They Mean	40

Week #4 - Names to do with Occupations

Lesson - How is Jesus Like an Author?	41
Add-On - Names to do With Occupations Scripture Cards	44
Printable Craft - Jesus is My Strong Tower	45
Game - Jesus is my Shield of Protection	48
Worksheet - What Philippians 2:9 Says About Names	49
Extra Craft - Jesus Calms the Storm Flip Book	50

Certificate of Completion..... 55

INTRODUCTION



Over 200 special names apply to Jesus in the Old and New Testaments, and every one of them has a purpose. Whether Jesus is called a rod, shoot, vine, counselor, Prince of Peace, or Lord of lords, it's all meaningful and all able to help children better understand this ultimate being they worship.

WHY ALL THE NAMES FOR JESUS IS IMPORTANT

Teachers in youth ministry want one thing for their students more than anything else. They want children to grow up trusting that Christ is their best friend and daily companion. We spend regular time helping them learn a great many Bible stories and scriptures. We provide activities that are both thoughtful and fun. Yet we may still feel that Jesus is a mysterious being — God and man, having died but alive, with us every minute yet invisible and inaudible.

This is where the Bible metaphors for the names for Jesus come in. The 50-plus picked for this study will help give children models to follow. The Trinity may be over our heads, but thinking of Jesus as a shepherd and us as lambs will bring comfort. Thinking of Jesus as a counselor can make children think of their favorite teacher or camp counselor who is fun, loving, and committed.

Each name for Jesus can help kids think of him in a deeper and more trustworthy way.

WHAT'S IN THIS PACKAGE

This month-long series includes the following:

Four lessons focusing in on some of the names for Jesus that fit selected categories: classic names, royal names, nature and animal names, and names to do with occupations. Jesus as a lion, prince, great light, and builder all present him with a different but special insight.

Four printable crafts are easy, adorable, and reinforcing. Simply print and go, using glue sticks, markers, and scissors — things most every teacher has in the supply closet.

Four games will get kids up and moving — and laughing and learning. Instead of Stealing the Flag, they'll be Standing on the Rock or being Covered by His Feathers (Psalm 91:4). And with so many names circulating, a game of charades is always fun!

Four worksheets will give a broader view, introducing more interesting names for Jesus in word searches, crosswords, and more.

One Extra Craft will help you fill time or reinforce the lesson as you see fit. The flipbook will reinforce the somewhat challenging lesson on getting kids to see God as an author and our story as his book!

You will be given **teaching tools** to go with each lesson, in the form of cutout cards that will reinforce what you are saying. And as always, we have **teacher's words in bold** in all activities, which you can use *verbatim* or as a springboard for your own style.

HOPE IN THE NAMES OF JESUS

What teachers will really love about this series is its sweeping overview of the Bible, bringing forth the name of Jesus in ways that students can really use. Students who need comfort in the middle of dark nights can see God's wings and feathers protecting them. Students who need to take a stand for right can imagine themselves standing on the rock. There's a name for every need, and your students will pick the ones they need and remember them for years to come.



WEEK #1

SOME CLASSIC NAMES FOR JESUS



LESSON: HOW CAN A MESSIAH BE A STONE?!

Why does Jesus have so many names in the Bible? He's everything from a strong tower to a vine to a loaf of bread. This lesson will introduce children to the idea of *why* Jesus has so many names in the Old and New Testaments. Understanding what they mean can help kids praise him with more sincerity and understand him with greater faith.

Then we'll focus in on the subject of this week's materials: Some classic names for Jesus that everyone should know, and this lesson specifically focuses on Jesus being a "cornerstone."

MATERIALS

- Building blocks, around 30, but four should be bigger than the others (you will use them as your four cornerstones)
- Famous Names for Jesus Scripture Cards (follows lesson)
- Scissors

PREPARATION

1. Print the scripture cards and cut them into the four cards.
2. Keep the blocks in a container beside you until it is time to dump them.

LESSON

We have in our Bible some verses that sound REALLY strange. Before you know your Bible very well, some of these verses can have you scratching your head!

Check this one out. This is Apostle Peter quoting the Old Testament. He is trying to tell new Christians that Jesus *really is* the Messiah. But here's what he quotes:

Lay the first card on the table so students can read with you.

**See, I lay a stone in Zion,
a chosen and precious cornerstone,
and the one who trusts in him
will never be put to shame."**

Zion is a hill. It's a little mountain. Jerusalem, which King David founded and Jesus taught in, is built on Mount Zion.

Peter quotes God, saying, "See, I lay a stone in Zion, a chosen and precious cornerstone. And the one who trusts in him will never be put to shame."

What words in that Bible verse are describing Jesus? *Stone and cornerstone.*

Why would somebody compare our Lord and Savior to a giant piece of rock?! Take a couple of answers.

Jesus is actually called a ROCK many times in the Bible.

- **He's called the ROCK OF AGES in Isaiah 26:4.**
- **He's called THE ROCK THAT IS HIGHER THAN I in Psalm 61:2.**
- **He's called THE ROCK OF MY SALVATION in 2 Samuel 22:47**

And many other times he is referred to as a STONE. These descriptions are called *metaphors* and *similes*. Who has learned about metaphors and similes in school? Take answers: *A metaphor is a thing that is likened to something else; a simile is a metaphor that has the words "like" or "as."*

Proverbs 18:10 says, "The name of the Lord is like a strong tower." Is that a metaphor or a simile? *Simile.*

When Jesus said, "I am the bread of life" in John 6:35, is that a metaphor or a simile? *Metaphor.*

People have always used metaphors to give you a great deal more information than by just using a descriptive word.

In calling Jesus "the chief cornerstone," Apostle Peter could have simply said Jesus is "strong." Or "Jesus is Number One."

Dump your blocks onto the table.

Let's build some towers with some cornerstones and see what we can learn. A "cornerstone" was a builder's term back then. It means "the first stone to be put in place." Take your four biggest blocks and put them in a row.

Have the students build up four towers on the cornerstones, going straight up on top of it; nothing elaborate. Four or five blocks each.

Now we have four towers, each built on a cornerstone. Point to a shorter, smaller block. **What would have happened if one of these little blocks had been put down first?** *Tower would topple.*

What do cornerstones have to be like if a tower is to rest on it? *Strong and big.*

By using the word “cornerstone,” Peter is telling us that Jesus is strong and big. But also something else. What happens if you try to take the cornerstone away? Pull out the cornerstone from under the first tower. Watch it topple.

Peter is using the example to show that if we take Jesus as SON OF GOD away, there IS NO Christianity.

Some people like calling Jesus a great prophet. They are being polite. But being polite and telling the whole truth are not the same. If Jesus were simply a great prophet...

Pull away the cornerstone from the second tower. Watch it topple.

...our entire faith comes tumbling down. If Jesus is just a great teacher...

Pull away the cornerstone from the third tower. Watch it topple.

...our entire faith comes tumbling down. If Jesus were just a healer, with some dumb luck in gathering healing energy from some hazy source...

Pull away the cornerstone from the final tower. Watch it topple.

...our entire faith comes tumbling down. Jesus is the cornerstone, meaning he is the one and only son of the living God. Quickly build a tower again five or six blocks tall.

He isn't this piece here... Point to one near the top. **or this piece here...** Point to one in the middle.

Jesus is the piece of our religion on which everything else rests. He is the co-creator of the universe on which every created thing rests. Without him, the universe would topple.

That is what Apostle Peter is saying.

This month we'll look at a whole lot of names that Jesus was called. Jesus has been given over 200 names in the Old and New Testaments. Some of them are fairly understandable, but some are very mysterious! All give us a better picture the Messiah.

They are all in the Bible to help us understand how strong, good, just, merciful, and loving Jesus is. The more names we understand in our hearts, the stronger our relationship with Jesus will get.

This month, let's try to see what the names really tell us about Jesus.

Let's look at a few more right now.

Lay card #2 down on the table. Use these notes to help children understand what these metaphors mean.

Card #2: Is Jesus really a loaf of bread? *No. The best way to figure out what a metaphor means is to think of what that item in the metaphor does for us. What does bread do?* *Fills us up. Tastes good. Gives us nutrition.*

What does Jesus really fill us up with? *Holy Spirit, God's grace and love, wisdom.*

So, when Jesus says he is "bread," he really means that he can fill us up with good spiritual things that will make us strong spiritually.

Lay card # 3 on the table. **Is Jesus really a gate? With hinges and a latch?** *No. What does a gate do?* *Keeps things safe that are inside, provides a means to a safe place.*

So when Jesus says he is a "gate," he means that he leads people to the safety of God's love and surrounds them to keep them safe with God — down here and completely, after we die.

Lay card # 4 on the table. **Card #4: Is Jesus really a plant — that grows out of a pot?** *No. This one is a little bit harder, because we may not know what vines can do for us, and there are all sorts of vines.*

What do vines have? *Let's think of their parts. A root and leaves. It gets its nutrition from the soil.*

If Jesus is like a vine, what would his roots be? Who or what came before him? All his ancestors in the Old Testament, for one. Plus, all the prophets who spoke of his coming.

Who are the leaves? *Leaves come later. All us Christians. If a leaf gets pulled off from its vine, what happens to it?* *It dies. What happens if we get detached from Jesus?* *Our spiritual growth dies, and we will not be able to grow in our relationship with God and Jesus. What is the soil? What fed the roots of Jesus in the Old Testament, and what feeds us now?* *God's love.*

Let's focus in on two for our craft that seem to be opposites. How can Jesus be seen as both a lion and a lamb??

LESSON 1 ADD-ON

NAMES OF CHRIST

FAMOUS NAMES FOR JESUS SCRIPTURE CARDS

Cut out these four cards to use in the lesson where indicated.

#1

NAMES OF
CHRIST

See, I lay a stone in Zion,
a chosen and precious cornerstone,
and the one who trusts in him
will never be put to shame.”

1 Peter 2:6

(quoting the Prophet Isaiah)

#2

NAMES OF
CHRIST

“I am the living bread that came down
from heaven. Whoever eats this bread will
live forever. This bread is my flesh, which I
will give for the life of the world.”

Jesus, in John 6:51

#3

NAMES OF
CHRIST

Therefore Jesus said again,
“Very truly I tell you,
I am the gate
for the sheep.

John 10:7

#4

NAMES OF
CHRIST

I am the vine;
you are the branches.
If you remain in me and I in you,
you will bear much fruit;
apart from me you can do nothing.

Jesus, in John 5:15

PRINTABLE CRAFT

NAMES OF CHRIST

LION & LAMB DOORWAY HANGING

Revelation 5:5-6 refers to Jesus as both a lion and a lamb! The lion speaks of Jesus' strength. The lamb speaks of Jesus' gentle nature and also of his having been a sacrifice for everyone's sins when he died on the cross! This doorway hanging will swing with the breezes, but will keep children always seeing one side and one name for Jesus.

MATERIALS

- Printable Craft Lion & Lamb
- Construction paper
- Coloring Utensils
- Scissors
- Glue sticks
- Hole puncher
- Ribbon or twine

PREPARATION

1. Print out a copy of the printable craft for each student.
2. Cut ribbon or twine into two-foot lengths, one piece for each student.

INTRODUCTION

Revelation 5:5-6 refers to Jesus as both a lion and a lamb! How could Jesus be like both a lion and lamb? Aren't these very different types of animals? How are lions and lambs different? Take answers. **The lion speaks of Jesus' strength. The lamb speaks of Jesus' gentle nature and also to his having been a sacrifice for everyone's sins when he died on the cross!**

When you think of Jesus, think of him "roaring" in heaven when somebody does something mean, unfair, or hurtful to you. He promises to even out the score, though today, he might only roar.




When you think of Jesus, think of him being as gentle as a lamb to those he loves — that's you! He only roars at the bad guys.


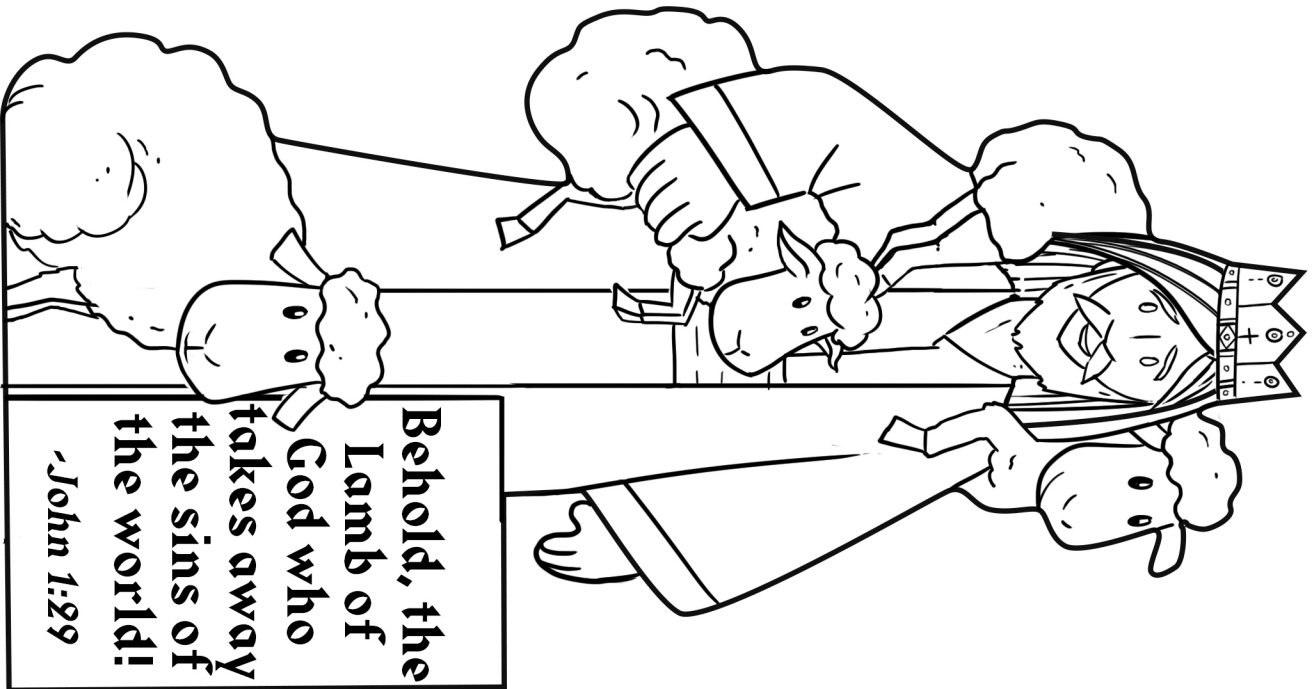
We're going to create a door hanging, one that will turn a bit whenever another door opens or a slight breeze blows through. Life is full of times when we might feel sad or stressed-out, like we're being blown around a bit. But Jesus is always there, in one form or another.

Whether you are sensing him roar at your bad guys or being gentle with you, know that both sides of him are very real and ever present!

INSTRUCTIONS

1. Color in the images as desire, then cut them out.
2. Paste the images onto either side of a piece of construction paper.
3. Optional: Add additional decoration. On the lamb side, add the sun and some flowers and clouds; on the lion side, add the moon and stars.
4. As the images are drying, punch a hole at the top.
5. Tie knot after running the ribbon or twine through the hold.





GAME

NAMES OF CHRIST

HE WILL COVER YOU WITH HIS FEATHERS TAG

Is Jesus really a bird? But Psalm 91:4 says, *“He will cover you with his feathers, and under his wings you will find refuge; his faithfulness will be your shield and rampart.”* This fun game gives teachers a way to include movement in class while helping the children discover what it means to be safe under Christ’s protection... er, his wings!

MATERIALS

- Bucket of balled-up paper
- Sheet

SCRIPTURE

He will cover you with his feathers, and under his wings you will find refuge; his faithfulness will be your shield and rampart. --**Psalm 91:4**

INTRODUCTION

Psalm 91 likens Jesus to a bird. What does Jesus have in common with a bird? For one, he provides us with safety, no matter where we are — up high or down low! Psalm 91:4 says, “He will cover you with his feathers, and under his wings you will find refuge.”

We can pretend we are safe in Jesus’ feathers when big, bad things are after us. Let’s play a game to see how.

INSTRUCTIONS

1. Set the sheet out on one side of the room. The sheet will represent the wings of Jesus which keep us safe.
2. Pick two children to be “it.”
3. The rest of the children should stand on the opposite side of the room as the sheet.
4. The goal is to run across the room and get under the sheet without being hit by a balled-up piece of paper.
5. The children who are “it” will throw the paper.
6. Anyone who is hit by the paper is out.
7. This game can be played in rounds.

WORKSHEET


NAMES OF CHRIST

REALLY COOL NAMES FOR JESUS

Find the names for Jesus below in the word search. See if you can guess why the prophets and Jesus himself came up with each special name. If any are more than one word, leave out the spaces and look for the whole phrase.

Animals

Lion
Lamb
Bird



Nature

Branch
Rock
Cornerstone
Morning Star
Light
Sun




Royalty

King of Kings
Lord of Lord
Prince of Peace
High-Priest
Bridegroom
Judge



Adjectives (descriptive words)

Obedient
Tempted
Depressed
Despised
Merciful
Faithful
Truth



H	T	U	R	T	E	L	T	J	B
B	I	R	D	P	N	O	E	U	M
H	M	M	R	R	O	R	M	D	A
W	O	O	O	I	T	D	P	G	L
L	R	B	C	N	S	O	T	E	I
A	N	E	K	C	R	F	E	J	Z
D	I	D	R	E	E	L	D	S	J
E	N	I	C	O	N	O	J	G	C
A	G	E	M	F	R	R	S	N	M
H	S	N	O	P	O	D	Z	I	W
C	T	T	O	E	C	S	S	K	B
N	A	A	R	A	A	U	D	F	D
A	R	I	G	C	N	E	I	O	L
R	N	U	E	E	S	U	U	G	U
B	U	O	D	P	F	M	X	N	F
T	S	E	I	R	P	H	G	I	H
A	A	S	R	L	R	S	Z	K	T
F	E	Z	B	L	I	G	H	T	I
D	E	P	R	E	S	S	E	D	A
L	U	F	I	C	R	E	M	L	F

WEEK #2

NAMES TO DO WITH ROYALTY

LESSON: FOUR ROYAL NAMES, FOUR PROMISES

Jesus led such a humble life on earth, yet he is the ultimate of royalty. Simply by turning over lesson cards, you will slowly reveal what that means — for Jesus and for us! This lesson visits the royal names for Jesus and what they mean using 12 lesson cards: four for Jesus' royal names, four for how he acted on earth, and four for promises if we try to be like him.

MATERIALS

- Royal Names for Jesus Scripture Cards (follow the lesson)
- Scissors

PREPARATION

Cut the 12 cards from the Royal Names printout.

LESSON

We've been studying all the names for Jesus in the Bible. How many are there? *Over 200.*

What are some you remember from last week? *Cornerstone, bread, gate for the sheep, vine, lion, lamb....*

Here are some more names for Jesus. Let's see what they have in common and what they can tell us about Jesus.

Use cards #1-#4, to show the students Jesus' royal names. Let them take turns reading the names and scriptures. See if they can guess that all these names for Jesus *have to do with ROYALTY.*

Most of us can picture Jesus as a king, just from what we hear in church. We have heard many times that he rules over heaven and earth. We've heard a bit about his crowns and that he has a throne. We know he ascended up to heaven 40 days after his resurrection and since that time has been preparing a "kingdom" for all those who love him.

Sometimes it is hard for us to believe all this is true. It sounds like a fairy tale or a myth. It sounds a little like *Star Wars*! Here's what we have the hardest time believing. *What does Jesus being a royal king say about US? We are royalty too.*

If God and Jesus are referred to as kings of the universe, what are we, as God's children? *Princes and princesses.*

That's pretty amazing, isn't it? But why do things go wrong, if we're so royal?

- **Think of something recently that made you feel sad. What happened?** Take answers.
- **Think of something that embarrassed you or made you feel humiliated or like you wanted to run away.** Take answers.
- **Think of something you wanted to buy recently, but your parents told you "no" or implied that it was too expensive.** Take answers.
- **Think of the last time you cried about something — or wanted to. What happened?** Take answers.

Do our lives often show that we are princes and princesses? What's with all this sad, frustrating, humiliating stuff that happens, and why are we not rich? Are we *really* princes and princesses?

Let's look at some more words describing Jesus and see what happened to him while he was on planet earth.

Turn over cards #5-#8 and let students take turns reading them. They will see that

- Jesus was rejected and suffered, too; he can relate to our heartaches.
- As the Prince of Peace, he played the role of a servant while he was here.
- He taught that "the first will be last, and the last, first."
- His message to us is that we can't expect better treatment than he received if we want to follow him.

If we follow Jesus' example, as princes and princesses of our faith, we do not escape the trials and tribulations of this world. That reward comes later.

But we receive a lot of great gifts right away! They include peace, joy, and the love of the royal family — the Father, Son and Holy Spirit. They include us not having to fear death — of ourselves or our loved ones. They include a knowledge of where we are going, who we are, and whom we belong to.

Jesus never forgot, while he was on earth serving us, who he really was. And as we go along through our own trials and joys, we should not ever forget who we are.

We are the children of the king, and we will get to live out eternity with our heavenly Father.

Let's make Crowns of Life — which is a promise the Father gave us.

Move on to the Crown of Life craft.

LESSON 2 ADD-ON

NAMES OF CHRIST

12 ROYALTY SCRIPTURE CARDS

Cut out these names for Jesus and promises to use with Lesson #2 in the places indicated.

#1

NAMES OF
CHRIST

For unto us a child is born, unto us a son is given: and the government shall be upon his shoulder: and his name shall be called Wonderful, Counsellor, The mighty God, The everlasting Father, The Prince of Peace.

Isaiah 9:6

#2

NAMES OF
CHRIST

Nathanael answered and saith unto him, Rabbi, thou art the Son of God; thou art the King of Israel.

John 1:49

#3

NAMES OF
CHRIST

In that day the LORD Almighty will be a glorious crown, a beautiful wreath for the remnant of his people.

Isaiah 28:5

#4

NAMES OF
CHRIST

...and from Jesus Christ, who is the faithful witness, the firstborn from the dead, and the ruler of the kings of the earth.

Revelation 1:5

NAMES OF CHRIST

#5

NAMES OF
CHRIST

He was despised and
rejected by mankind,
a man of suffering,
and familiar with pain.

Isaiah 53:3

#6

NAMES OF
CHRIST

He was like God in every way, but he did
not think that his being equal with God
was something to use for his own benefit.

Instead, he gave up everything, even his
place with God. He accepted the role of a
servant, appearing in human form.

Philippians 2:6-7

#7

NAMES OF
CHRIST

And everyone who has left houses or broth-
ers or sisters or father or mother or wife or
children or fields for the sake of My name
will receive a hundredfold and will inherit
eternal life. But many who are first will be
last, and the last will be first.

Matthew 19:29-30

#8

NAMES OF
CHRIST

“If they have persecuted Me, they will also
persecute you.”

John 15:20

NAMES OF CHRIST

#9

NAMES OF
CHRIST

“For I know the plans I have for you,” declares the LORD, “plans to prosper you and not to harm you, plans to give you hope and a future.”

Jeremiah 29:11

#10

NAMES OF
CHRIST

The mountains may disappear,
and the hills may become dust,
but my faithful love will never leave you.

Isaiah 54:10

#11

NAMES OF
CHRIST

And when the Chief Shepherd appears, you will receive the Crown of Glory that will never fade away.

1 Peter 5:4

#12

NAMES OF
CHRIST

To the one who is victorious, I will give the right to sit with me on my throne, just as I was victorious and sat down with my Father on his throne.

Revelation 3:21

PRINTABLE CRAFT

NAMES OF CHRIST

CROWN OF LIFE

Jesus was referred to as a king or prince dozens of times in the Bible. His way of managing kingship is by awarding his followers the Crown of Life! Kids love to wear crowns, and this one will help them remember their place in the royal Kingdom of heaven. Use the Introduction to help explain and show the proof of our royalty.

MATERIALS

- Crown of Life, one for each child
- Cardstock
- Coloring Utensils
- Glitter glue (optional)
- Scissors
- Stapler or glue



PREPARATION

Print out one copy of the Crown of Life (three pages) printout on Cardstock for each student.

INTRODUCTION

Sometimes during hard times, people will simply say, “Well, if there was a God, this thing would not have happened to me.” And they will stop believing. God does not promise us a carefree existence, and when people do that, it is a shame.

God wants you to use those hard times to become stronger — to become more prince-like and more princess-like. Expecting to live a Christian life free of tough times is like a professional football player expecting to never get tackled or never to lose a game. If you think of yourself as a God’s athlete-in-training or God’s soldiers in training camp, you will have a much better attitude when life eventually “tackles” you.

Let’s say it one more time: If Jesus is referred to as royalty dozens of times in the Bible,

what does that make us believers? *His princes and princesses.*

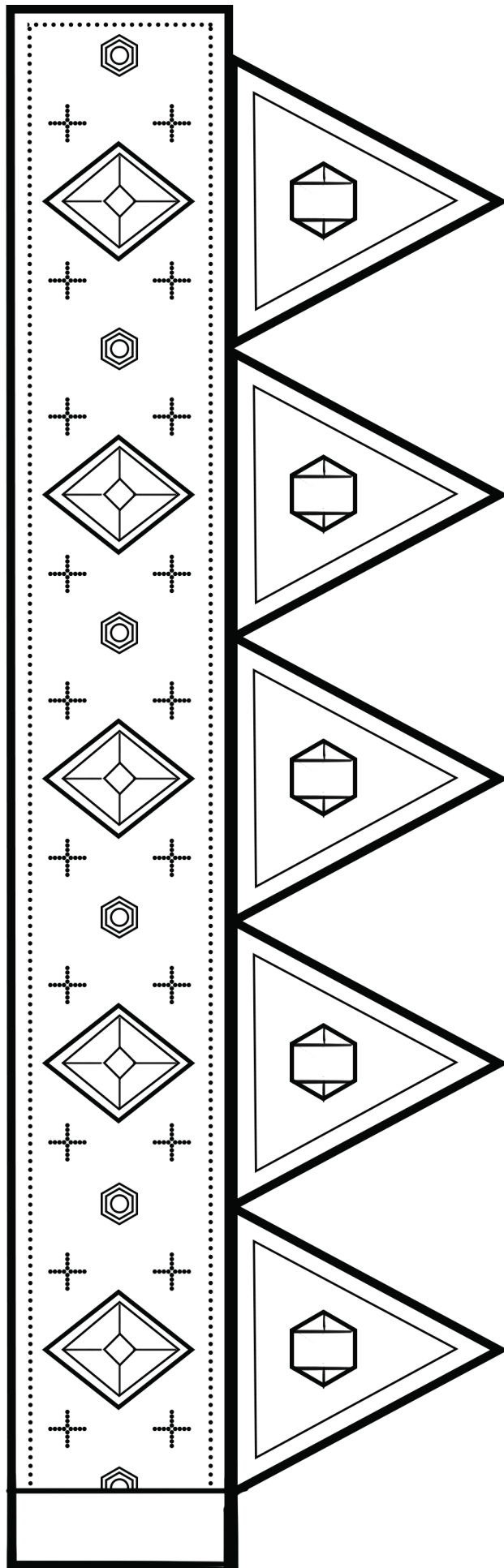
Jesus is a great king. He promises to give *his followers* crowns instead of “lording” it over them. It is a promise from James 1:12: *Blessed is the man who remains strong in hard times, for when he has stood the test he will receive the crown of life, which God has promised to those who love him.* Let's make some crowns to help us remember this great promise.


NAMES OF CHRIST

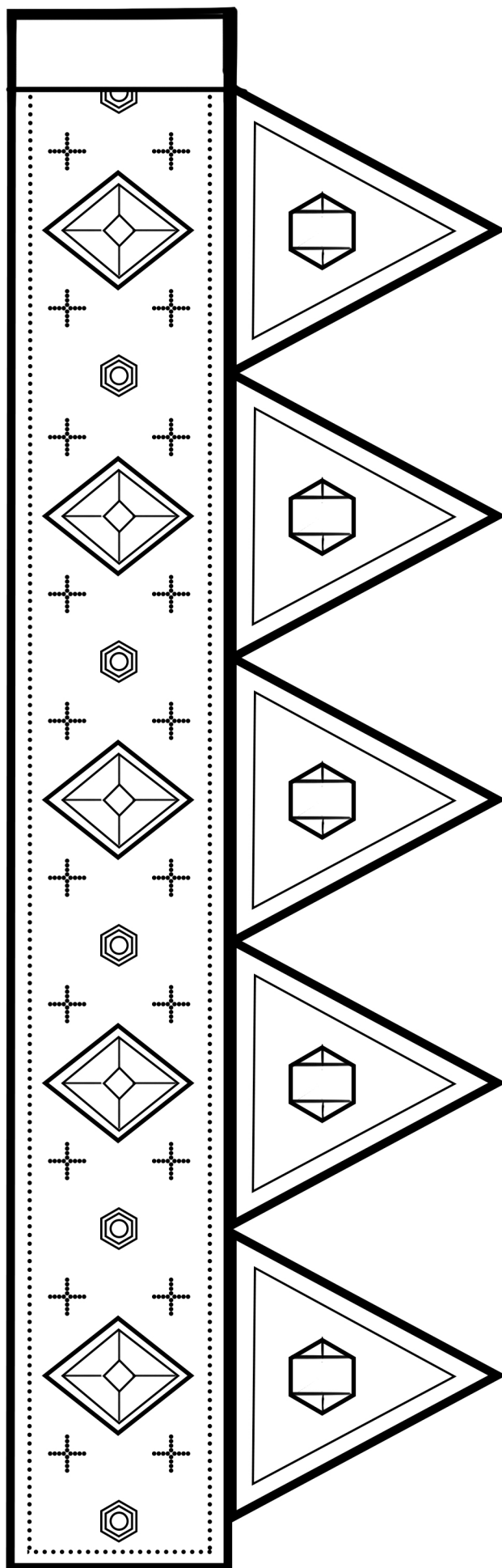
INSTRUCTIONS

1. Color the crown as desired.
2. Optional: decorate with glitter glue (TIP: don't use too much so it doesn't take long to dry).
3. Cut out the crowns and paste pieces together
4. Fit the crown to the child's head and glue or staple it in the back to fit just right.









GAME



NAMES FOR JESUS CHARADES

Students can wear their crowns from the craft to play a fun game of charades with more names for Jesus. This game of charades will engage little minds while helping them learn a few more names of Jesus.

MATERIALS

- Names for Jesus cards (follows the game)
- Large salad bowl

INTRODUCTION

As there are over 200 names for Jesus in the Bible, let's guess at some by watching each other give us hints!

INSTRUCTIONS

1. Print out the Names for Jesus cards and cut them into individual scriptures.
2. Fold each scripture and drop it in the bowl.
3. Divide the students into pairs.
4. One student in the first pair should pick a scripture out of the bowl.
5. She must imitate the name of Jesus she sees on the paper. Animal noises are allowed in this game!
6. Her partner gets the first guess as to what she's imitating.
7. If the partner guesses correctly, she gets the point for the pair. If she guesses incorrectly, students in other pairs may shout out guesses.
8. The first pair to guess the correct answer gets one point.
9. Continue on with the next one in a pair to get the scripture from the bowl.
10. The team with the most points at the end of the game wins.

CHARADES



NAMES FOR JESUS CARDS

Make two copies of this page and the next one. The first copy should be put on the learning table as a list for players to guess from. The second should be cut into scriptures, then folded and put into the big bowl.

The **Lamb of God**

The next day John saw Jesus coming toward him and said, “Look the Lamb of God, who takes away the sins of the world!”

John 1:29

The **Bridegroom**

Jesus answered, “How can the guests of the bridegroom mourn while he is with them? The time will come when the bridegroom will be taken from them; then they will fast.

Matthew 9:15

The Good **Shepherd**

“I am the good shepherd. The good shepherd lays down his life for the sheep...”

John 10:11

The **Light**

Then Jesus told them, “You are going to have the light just a little while longer. Walk while you have the light, before darkness overtakes you. Whoever walks in the dark does not know where they are going.”

John 12:35

The **Lion** of the Tribe of Judah

Then one of the elders said to me, “Do not weep! See, the Lion of the tribe of Judah, the Root of David, has triumphed. He is able to open the scroll and its seven seals.”

Revelation 5:5

The **Prince of Peace**

For to us a child is born, to us a son is given, and the government will be on his shoulders. And he will be called Wonderful Counselor, Mighty God, Everlasting Father, Prince of Peace.

Isaiah 9:6

The **Vine**

I am the vine; you are the branches. If you remain in me and I in you, you will bear much fruit; apart from me you can do nothing.

John 15:5

The **Bread of Life**

Then Jesus declared, “I am the bread of life. Whoever comes to me will never go hungry, and whoever believes in me will never be thirsty.

John 6:35

The **Rose** of Sharon


I am the rose of Sharon, and the lily of the valleys.

Song of Solomon 2:1

WORKSHEET

NAMES OF CHRIST

GUESS WHICH NAME FOR JESUS CROSSWORD



The following names for Jesus are found in scripture. Look them up or try to guess!

Note: All the answers use the KING JAMES VERSION (KJV)!

ACROSS

1. ...consider the _____ and High Priest of our profession, Christ Jesus; *Hebrews 3:1*
3. And we have seen and do testify that the Father sent the Son to be the _____ of the world.
1 John 4:14
6. A _____ to lighten the Gentiles, and the glory of thy people Israel. *Luke 2:32*
7. Jesus said unto her, I am the _____, and the life: he that believeth in me, though he were dead, yet shall he live: *John 11:25*
8. Jesus saith unto him, I am the way, the _____, and the life: no man cometh unto the Father, but by me. *John 14:6*

DOWN

2. ...A great _____ is risen up among us; and God hath visited his people. *Luke 7:16*
4. Looking unto Jesus the _____ and finisher of our faith; *Hebrews 12:2*
5. I become a stranger unto my brethren, and an _____ unto my mother's children. *Psalms 69:8*

WEEK #3

NAMES TO DO WITH NATURE



LESSON: DO WE REALLY LIVE IN DARKNESS?!

This week, students will understand Jesus being named a light, vine, rock, and many other things that have to do with nature. This lesson will focus on the times Jesus was called “the light,” and what that truly means for us believers living in world of darkness. Your use of a smartphone light and an overhead light will help your students see what the light does for us now, and what heaven will be like.

MATERIALS

- A dark room — see note under Preparation
- Names to do with Light, Scripture Cards (follow this lesson)
- Scissors
- Two smartphones with a flashlight on the back

PREPARATION

1. Print out one copy of the Names to do with Light Scripture Cards.
2. Make sure the light is working on both smartphones. You’ll use one to deliver the lesson and one to shine on the students.
3. Make sure your overhead light works and you know where the switch is — even in the dark!
4. Make the room as dark as possible. This lesson can also be done in a dark corridor or windowless room if you don’t have pull-down shades in the classroom! It can also be really fun to do it under a blanket that’s been draped over the learning table-like a tent!
5. Keep the flashlights on from the start so you can see your lesson plans. Your assistant will shine hers on the lesson cards.

LESSON

We tend to see our world as a bright and sunny place! Except during a thunderstorm or after the sun goes down and we have to turn on indoor lights.

But heaven is a real place. And Revelation 21:23 says that there will be no need for a sun, because the glory of God will be so bright that there won't even be a shadow inside a closet!

That is hard for us to imagine. It is easier to try to imagine this truth: Compared to our eternal home with Jesus, this world is a very dark place. Like this room is right now.

When Jesus came, one of the names he'd been given by the prophets of old and by his disciples and by himself was **LIGHT**.

Have your assistant turn on the other light and shine it on the first card. Ask *a student to read it.*

"The people that walked in darkness have seen a great light: they that dwell in the land of the shadow of death, upon them hath the light shined." **That's what Isaiah, the Old Testament prophet predicted in Isaiah 9:2.**

Shine the second flashlight around at the student's faces. **What is it like to have the light shine on you?** *It's a little bit blinding compared to the darkness. It lights up a lot of things. You can see the people beside you and around you a little more clearly.*

Let's see how the light helps us understand Jesus better. Have your assistant pass out the Names to do with Light cards and shine the light directly on it to give a student a chance to read.

Then Jesus told them, "You are going to have the light just a little while longer. Walk while you have the light, before darkness overtakes you. Whoever walks in the dark does not know where they are going. –John 12:35

That's what Jesus told his disciples. Jesus knew he would be going on up to heaven, and he meant they should learn all they can while he was with them, to speak to their faces, use their ears.

I have come into the world as a light, so that no one who believes in me should stay in darkness. –John 12:46

We all know Jesus was not really a flashlight. Or a light bulb. Have you ever been confused about something and then heard the expression, “Well, I could shed some light on that for you?” What does it mean? *It means you can make something clear that is confusing.*

We live in confusing times. People say, “Well, what’s true for you is not necessarily true for me.” What does that mean? What IS the truth? What is God like — in total truth? What does death mean? Where do we go, and what should we believe? Who can shed some light on this?

Have a student read the final card:

Jesus answered, “I am the way and the truth and the life. No one comes to the Father except through me.” --John 14:6

There are three more names for Jesus. He isn’t saying he *can show us* the way, or he *can tell us* the truth, or that *he can give life*. He is saying he **IS the way, the truth, and the life. How do we get to God? *Believing in Jesus. By following the light.***

Jesus said in Matthew 7:7, “Ask and it will be given to you; seek and you will find; knock and the door will be opened to you.” This is our assurance that the light of God is *always* available to us. God will show us the way in *all* situations-if we just feel for his light in our hearts.

Have your assistant slowly move the light along one wall and back again.

We live in the darkness right now. Jesus is the light. If we pay careful attention and look where the light points, we will not wander off into darkness.

Jesus came as a light. And he left us with the light of his Word. But someday we will get to heaven. And there we will get to see the full light of God.

Turn on the overhead. **In the light of heaven, we will truly understand how darkened our world was. And we will get to live in the light of God and never see darkness again.**

LESSON 3 ADD-ON



NAMES TO DO WITH LIGHT SCRIPTURE CARDS

Cut out the cards and use them in the lesson where indicated.

#1



The people that walked in darkness have seen a great light: they that dwell in the land of the shadow of death, upon them hath the light shined.”

Isaiah 9:2

#2



Then Jesus told them, “You are going to have the light just a little while longer. Walk while you have the light, before darkness overtakes you. Whoever walks in the dark does not know where they are going.”

John 12:35

#3



I have come into the world as a light, so that no one who believes in me should stay in darkness.

John 12:46

#4



Jesus answered, “I am the way and the truth and the life. No one comes to the Father except through me.”

John 14:6

PRINTABLE CRAFT

NAMES OF CHRIST

I AM THE VINE

This craft will give you a chance to talk about some names for Jesus that have to do with nature — vines, branches, roots! Your students will understand the roots, vine, and leaves tie us and our Old Testament heroes together with Jesus!

MATERIALS

- Printable Craft Vine, (two pages) one copy for each student
- Coloring Utensils
- Stick glue
- Scissors
- Black Marker
- Large Sheets of Construction paper (18 by 12 inches), one sheet for each student.

PREPARATION

Print out one copy of the printable craft for each student.


INTRODUCTION

Names for Jesus often have to do with nature. He's been called the bright morning star, a light, a vine, the branch, and as we saw two weeks ago, he's been called a rock and a stone!

Jesus said in John 15:5, "I am the vine; you are the branches. If you remain in me and I in you, you will bear much fruit; apart from me you can do nothing."

On most vines, each branch is small and green and ends in a leaf — sometimes with a leaf and a bloom or cluster of fruit. What happens if that small branch gets separated from the vine? *It dies.*

But as long as that branch stays on the vine, what happens? *It keeps growing and creating blooms or clusters of fruit.*



What happens if we decide we don't believe in Jesus anymore? *We're like a branch that has come away from the vine.*

The vine we are going to color has special names in it. Look at the roots? Who can say those names? Let them try. **Where do you recognize these names from?** *Old Testament.*

These are ancestors of Jesus that we know from Old Testament stories! Seth was Adam's third son, and Jesus descended from him. All the rest are in Old Testament prophecy, promising that Jesus would come from them.

That makes them the *roots* of Jesus. What does the vine say on it? *Jesus.*

Jesus said *he* was the vine in John 15:5. He came from the roots, and who are the leaves? *The Christians who came after him. First, there were the Apostles. We see four of their names here. They are among the earliest followers of Jesus.*

Then whose names are we supposed to write in? We are the later followers of Jesus. But we are just as much a part of him. We go on the same vine. And once you've filled in the names...

DON'T FORGET TO MAKE A GIANT LEAF FOR YOURSELF! Jesus is the vine and YOU are one of the leaves or branches!

INSTRUCTIONS

1. Color images as desired, keeping in mind that lighter colors work better so names still show through.
2. Cut out all the pieces.
3. On construction paper, use stick glue to secure the pieces, attaching the vine to the roots. Lay all the leaves out first before you start gluing to make sure the leaves are even. Attach the John, James, Paul, and Peter leaves toward the bottom of the Jesus vine. Attach the later-Christian leaves to the top of the Jesus vine.
4. Write names on corresponding leaves
5. Write at the bottom I AM THE VINE; YOU ARE THE BRANCHES. JOHN 15:5.



MOM'S NAME:

MY NAME:

DAD'S NAME:

BEST
FRIEND'S NAME:

WHAT
YOU'D NAME YOUR
FIRST CHILD:

"

SETH

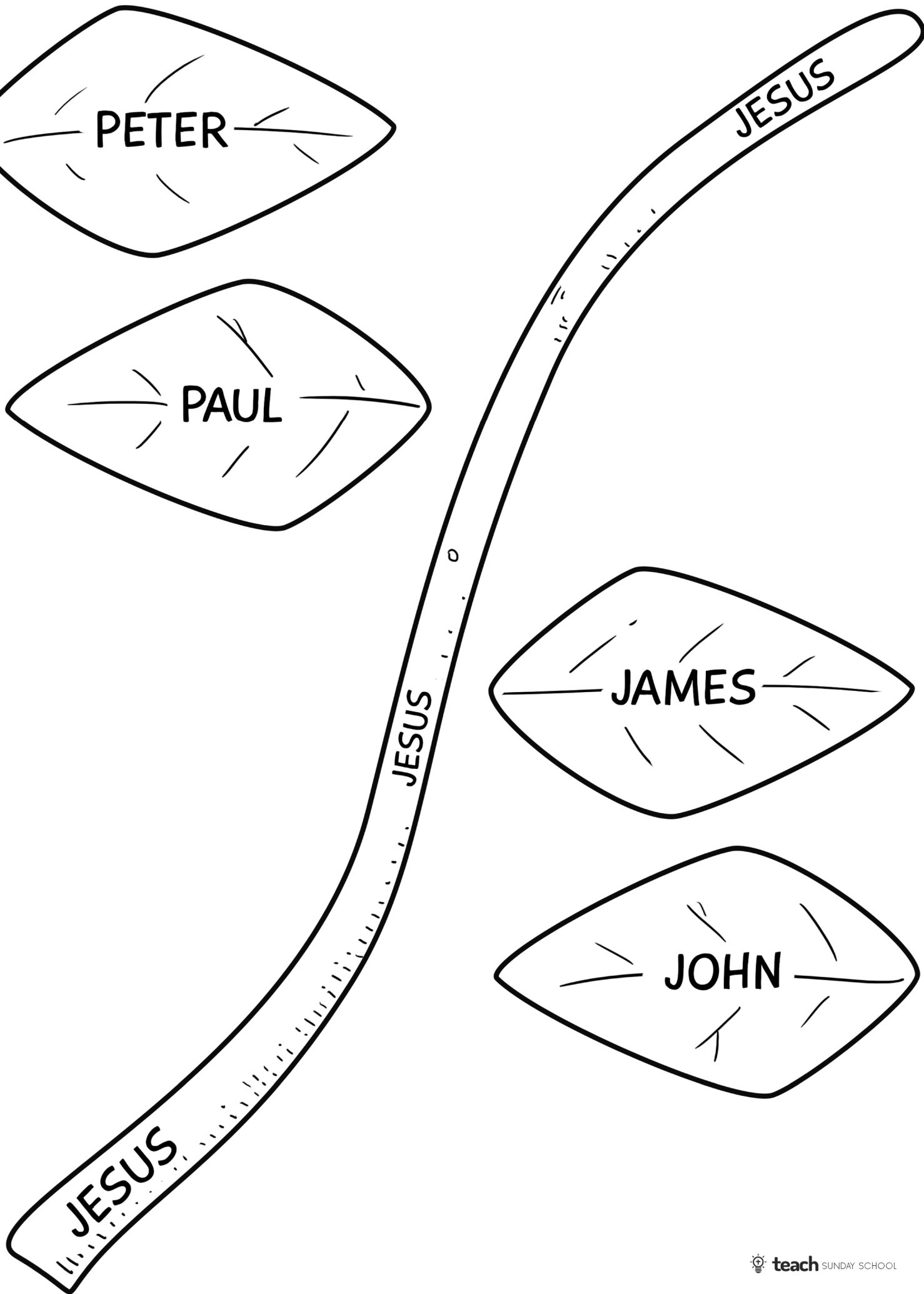

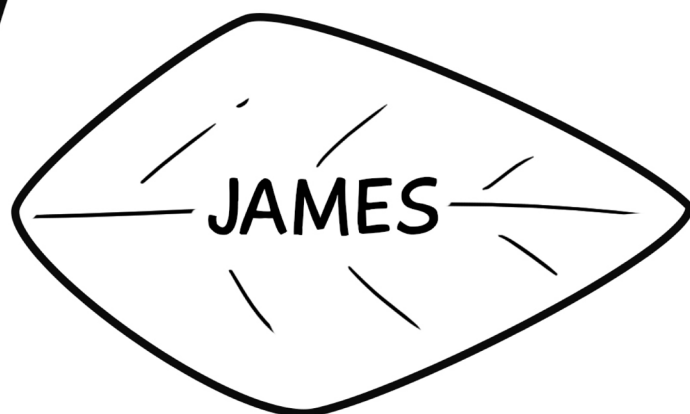


ABRAHAM

JESSE

JOSEPH

ISAAC

DAVID



GAME

NAMES OF CHRIST

STANDING ON THE ROCK TAG

Use the bedsheet from week #2 over again for this game! This game of tag will teach the kids the concept of being safe on the solid rock.

MATERIALS

- Blanket or Bedsheet

SCRIPTURE

Trust in the Lord forever, for the Lord, the Lord himself, is the Rock eternal. **Isaiah 26:4**

INTRODUCTION

Jesus is called several times in the scripture “the rock of our salvation.” Rocks are strong and big. On the beach when rogue waves crash on the shore, everything that’s in the sand gets washed back out to sea. Anything that is on the rock, which is high above the sand and surf, will be protected.

When we play this game of “standing on the rock,” which is a simple game of tag, let’s remember how rock-like Jesus is, and how we can trust him to be strong and protective when we’re in trouble and cry out for him.

INSTRUCTIONS

1. Spread the blanket out on one end of the room. The blanket will represent *The Rock* on which we are safe.
2. Select one or two children to be *it*.
3. The children have to run from one side of the room to the other (where the rock is) without being tagged by those who are *it*.
4. Those who make it to the Rock are safe and those who get tagged are out.

WORKSHEET

NAMES OF CHRIST

SOME REALLY WEIRD NAMES FOR JESUS & WHAT THEY MEAN

Some names for Jesus could have you really scratching your head! What do they mean? The names are in the spiral below. Try to think of what these names for Jesus mean.



- But I *am* a **worm**, and no man; a reproach of men, and despised of the people. –Psalm 22:6
- The days will come, when the **bridegroom** shall be taken from them, and then shall they fast. –Matthew 9:15
- My beloved is unto me as a cluster of **camphor** in the vineyards. –Song of Solomon 1:14 (Note: Camphor is a healing herb).
- Go up to Gilead and get **balm**, Virgin Daughter Egypt. But you try many medicines in vain; there is no healing for you. –Jeremiah 46:11 (Balm is a type of medicine for cuts. One of Jesus' nicknames is the Balm of Gilead)
- ...a **scepter** shall rise out of Israel, and shall smite the corners of Moab, and destroy all the children of Sheth. –Numbers 24:17 (a scepter is the thing a king carries)
- ...thy name *is as* **ointment** poured forth, therefore do the virgins love thee. –Song of Solomon 1:3 (ointment means the same as balm!)

WEEK #4

NAMES TO DO WITH OCCUPATIONS

NAMES OF CHRIST

LESSON: HOW IS JESUS LIKE AN AUTHOR?

Use our flipbook about the disciples and Jesus to help students see Jesus' perspective as "author and finisher" of our faith (Hebrews 12:2) and why the name "author" is so incredibly important in our understanding of him.

MATERIALS

- Names to do with Occupations, Scripture Cards (follow the lesson)
- Printable flipbook, *Jesus Calms the Storm*

PREPARATION

1. Print one copy of the Names to do with Occupations Scripture Cards and cut them into individual cards.
2. Print out a copy of the *Jesus Calms the Storm* flipbook. You don't have to color it in, but staple or use a flip ring to conjoin the pages, keeping them in order.

LESSON

This month we've been studying all the names for Jesus in the Bible. How many are there? *Over 200.*

This week we'll be look at some names for Jesus that have to do with occupations. Here are some. Look at the verse and tell me what the occupation is.

Have students take turns reading the scripture verse on the cards and pointing out the occupation. See if they can think of ways Jesus is like the person in that occupation. Here are some help aids:

Card #1: Shepherd. Shepherds show great concern for their sheep. He provides for them in terms of nutrition, rest, and safety. He guides them along their way. He is intimately involved with the flock and concerned for the safety of each individual sheep. He is willing to



sacrifice his own comfort, even his own life, for the sake of his sheep — which Jesus did, for the sake of mankind.

Card #2: How is Jesus like a builder? He was a carpenter before his three-year ministry, and up in heaven, he may be a builder also. He told the disciples in John 14:2, shortly before he was killed, “In my father’s house are many mansions... I go to prepare a place for you.” It’s fun to think of Jesus up in heaven, building us a special place. Also, he builds our faith and our strength. As Apostle Paul said of him in Philippians 1:6, be “confident of this, that he who began a good work in you will carry it on to completion until the day of Christ Jesus.” If faith can be compared to houses, he is building us into strong mansions.

Card #3: How is Jesus like a high priest? A priest hears people’s confessions and also their prayer needs and desires. Jesus is always there to hear us, and he intercedes on our behalf with God the heavenly father himself.

Card #4: Will be the demonstration of the lesson.

How is Jesus like an author? Let’s say that God is writing the story on planet earth since its beginning. What are some things you find in a story? *Plot, setting, pictures, characters.*

In God’s story, we’re like the characters. Only we’re real! Let’s see how this works...

Get out your flip book and show students the first four pages, stopping on the close-up of the disciples’ frantic faces in the storm.

We can turn the pages all day and all night of this book — back and forth and back and forth. Will we ever find *ourselves* in this story? *No, we are not part of that story.*

We are *outside* of the story. We are watching or listening to the story.

We are sort of like God or Jesus is to the story about *us*. He looks at our world and sees the story, just like we look at this book. God is the author of us. Does the author ever show up *in* his story? Think of your favorite Dr. Seuss stories. Do you ever see *Dr. Seuss in the story itself*? *No, he’s the author.*

An author and a character are two very different things. Dr. Seuss can’t be a Dr. Seuss character! Real people can’t be one of the Berenstain Bears! We’re REAL. They are CHARACTERS.

Bring up your flipbook again.

Somebody wrote this little story of the disciples on the sea. The evidence of the author is *all over* the place in a story. The author's words, the author's style of drawing. But the author stays *outside* the story.

When people say that they want to see *God* or *have God appear to them*...what is wrong with that request? *It's like asking the author to jump into his own story.*

God can't show up inside his own creation, just like an author can't jump into his book and suddenly be a character.

There is one great exception to this. God is writing the story of planet earth. And yet... *who is this?* Turn to the picture of Jesus on Page 6.

Jesus is in the story.

In this case, God did come into the story. He took the form of a man to come and be our savior, Jesus.

In John 14:7-10, this conversation happened between Jesus and the Apostle Phillip. Jesus said to him, "If you had known Me, you would know My Father as well. From now on you do know Him and have seen Him."

Philip said to Him, "Lord, show us the Father, and that will be enough for us."

Jesus replied, "*Philip, I have been with you all this time, and still you do not know Me? Anyone who has seen Me has seen the Father.*"

Jesus *is* God. He is distinct from God the Father, but they are *one and the same God*.

We can say we know God because we know Jesus. God jumped in his own story to save us from our sins and to bring us into a reunion with God.

None of us would want to become characters in a story. We would have to be flat drawings that couldn't get out of the book and back to our families and our real life!

In just that way, God became a flat character in taking the form of a man. What it means for us is that when the story is over, when we all get to the Kingdom of Heaven, we will be out of our flat, shadowy story, and we will become like authors, too! Thanks to Jesus, we will pop out of the story and jump into the fully dimensional world God and Jesus are preparing for us.

LESSON 4 ADD-ON

NAMES OF CHRIST

NAMES TO DO WITH OCCUPATIONS SCRIPTURE CARDS

Cut out the cards and use them in the lesson where indicated.

#1

NAMES OF
CHRIST

I am the good shepherd. The good shepherd lays down His life for the sheep. The hired hand is not the shepherd, and the sheep are not his own. When he sees the wolf coming, he abandons the sheep and runs away. Then the wolf pounces on them and scatters the flock.

John 10:11-12

#2

NAMES OF
CHRIST

Jesus has been found worthy of greater honor than Moses, just as the builder of a house has greater honor than the house itself.

Hebrews 3:3

#3

NAMES OF
CHRIST

Wherefore, holy brethren, partakers of the heavenly calling, consider the Apostle and High Priest of our profession, Christ Jesus;

Hebrews 3:1

#4

NAMES OF
CHRIST

Looking unto Jesus the author and finisher of our faith; who for the joy that was set before him endured the cross, despising the shame, and is set down at the right hand of the throne of God.

Hebrews 12:2

PRINTABLE CRAFT

NAMES OF CHRIST

JESUS IS MY STRONG TOWER

In Proverbs 18:10, God is called a strong tower. In this printable craft, students will create a strong tower — a lighthouse — with a light that blinks like Jesus showing the way.

MATERIALS

- Strong Tower Printable Craft, one copy for each student
- Coloring Utensils
- Scissors
- Exacto Knife (optional)
- Stick glue
- Black Marker
- Construction Paper

PREPARATION

Print a copy of the printable craft for each student.

INTRODUCTION

Here's a funny name for Jesus. Proverbs 18:10 goes like this: *The name of the LORD is a strong tower: the righteous runneth into it, and are safe.*

How is Jesus like a strong tower? Take answers. Helpful hints:

- During wars in ancient times, innocent people used to hide in the towers while the soldiers fought to protect the kingdom.
- You climb *up* in a tower, and the higher you are, the safer you are.

Lighthouses are a type of strong tower. What do lighthouses do? *They show the way to ships in the dark. They prevent ships from running ashore. They tell ships where to go during storms.*



Today we're going to build a strong lighthouse tower that blinks its bright lights. When you get in a stormy time this week, think of Jesus being like this strong tower, who will send you messages that show the way.



INSTRUCTIONS

1. Color the tower, then as desired.
2. Cut out tower and the yellow and black blinking rectangle.
3. Cut along both dotted lines on ends and cut out circle in the middle. This can be done with scissor by folding the tower at the midpoint of the window. Don't fold hard enough to create a line! Then, fold the dotted circle in half and cut a half circle. (TIP: Exacto Knives are great for this task)
4. Help them slip the two ends of the blinking piece through from the back so that the yellow piece rests behind the lighthouse window.
5. By moving the red arrows back and forth, the light will blink.
6. Lay the lighthouse onto construction paper and glue it down. Write the scripture at the bottom: *The name of the LORD is a strong tower. Proverbs 18:10*





GAME

NAMES OF CHRIST

JESUS IS MY SHIELD OF PROTECTION

Students ought to get the idea of Jesus being a shield fairly easily, because they are taught from such a young age that he protects us. This laugh-a-lot game of warding off evil (wet cotton balls) with a shield will make the point a reality.

MATERIALS

- large piece of cardboard, such as the bottom of a box
- cotton balls
- water
- large bowl

OBJECTIVE

Be the student with the fewest points at the end of the game.

INTRODUCTION

Here's a name for God the Father from Psalm 84:9: *Behold, O God our shield, and look upon the face of thine anointed. How is God like a shield? He protects us. From harm, from temptation, from the wrong friends, wrong choices.*

Let's pretend this cardboard is a shield, like God and Jesus are shields. And let's pretend these cotton balls are dangers, temptations, peer pressure, and wrong choices. Who has enough faith to use God as a shield?

PREPARATION

1. Fill the bowl with water.
2. Throw in a couple handfuls of cotton balls and be prepared to add more as these run out.

INSTRUCTIONS

1. Pick somebody to be "it." Give "it" the cardboard shield.
2. Have the other students take turns throwing wet cotton balls at him.
3. You or your assistant should count "hits," which are cotton balls that hit the body, shoes or head. Cotton balls that hit the shield don't count.
4. Pick a new "it" and continue until all willing students have had a chance.
5. At the end, the person with the fewest points wins.

WORKSHEET

NAMES OF CHRIST

WHAT PHILIPPIANS 2:9 SAYS ABOUT NAMES

Unscramble the words to Philippians 2:9, which says a really cool thing about the name of Jesus!

OGD

20		

RIADES

13	3			26	

MIH

2		

PU

--	--

TO

1	

HET

11	15	9

TSMO

	6		4

TOTMIANPR

5				8	21	18	23	14	

CALPE

	10			22

DAN

16	17	

AEGV

7	24		

MANE

19		25	12

1	2	3	4

5	6

7	8	9	10	11	12	13	

14	15	16	17

		y
18	19	

20	21	2	22

23	24	25	26

Unscramble each of the clue words. Copy the letters in the numbered cells to other cells with the same number.

EXTRA CRAFT



JESUS CALMS THE STORM FLIP BOOK

Need to fill some time or give additional learning? This flipbook, used in Lesson 4, demonstrates Jesus as “author” and “character!” He is, with God the Father and the Holy Spirit, the “author and finisher of our faith.” Use the craft with a few further words about God being a character in his own story but sending his son Jesus.

MATERIALS

- Flipbook *Jesus Calms the Storm*, one for each student
- Crayons and/or markers
- Hole puncher
- Ring for binder, one for each student
- Scissors

INTRODUCTION

God is the author of the Bible. In that sense, he is a little like Dr. Seuss being the author of *Green Eggs and Ham*. But how is God different from Dr. Seuss, and how is the Bible different from *Green Eggs and Ham*?

God is the author of real life. However, he came down to play a character in a story. The author is God. The character is Jesus.


Let’s color this book in, realizing how completely giving God was. He gave his only begotten son so that our story would have a happy ending, which is eternity with him! Not only did Jesus become like a character for us, but he is willing to make us authors like him and our heavenly father!

One day we’ll pop out of the story and be in the real world — heaven! For now, let’s remember this story about Jesus calming the clouds, the wind, and rain. Because someday he is taking us to a place where there will be no more storms — of any kind!



INSTRUCTIONS

Have students:

1. Color the pages.
2. Cut the pages, careful to keep them in a correct order.
3. Punch a hole in the upper left corner.
4. Put all the pages on a ring and then close it.
5. Flip the pages to tell the story of when the author became a character.



JESUS CALMS the STORM



Jesus and his disciples were sailing in a ship.
God sent a scary storm.

1.




The wind was blowing so hard that waves
were crashing over the boat.

2.



The disciples were really scared.
"We could die!" they said.

3.



They looked over at Jesus.
He was sleeping!

4.




They woke him up. "Master! How can you
sleep? We are going to drown."

5.




Jesus stood up.
"Be calm!" he said to the wind and waves.

6.



They obeyed. Everything got calm!

7.



"Why were you afraid?"

Jesus asked the disciples.

"Have faith that I will always keep you safe!"

8.

NAMES OF CHRIST

CERTIFICATE OF COMPLETION TO

Date

Signature

