

Make a Bird Sound Map



Each bird has its own sound. Birds sing for many reasons. They call to find a mate. They make different sounds to mark their area (territory).

Bird calls can be hard to identify. It becomes easier to identify sounds by putting words or sounds with their call.

Take a look at a sample list of calls you might hear around you.



♪ A Sample of Common Bird Sounds ♪

Red-winged Blackbird: conk-la-ree!

Black-capped Chickadee: chick-a-dee-dee-dee or feed me, feed me

American Crow: caw, caw, caw

Red-eyed Vireo: here I am, where are you?

Mourning Dove: perch-coo or, coo-oo-oo

Scarlet Tanager: chick-burr

Gray Catbird: meeoow

Take a walk, find a nice place to sit






It could be grass, a park bench, or an old tree stump.

**Close your eyes and listen...
What bird sounds do you hear?**

- Are they quick chirps or are they long sounds?
- Is it high pitched or low?
- Is it loud or quiet?

After a few minutes of listening, draw the sounds on the backside of this page. On the center of the page there is a musical note. That note is a symbol of where you are sitting.

Suggestions for drawing sounds

Loud 	Fast 
Soft 	Chirping 
Slow 	

Draw the sounds on the page according to the direction of the bird song. **Example:** If the bird call is on the left of you, draw on the left side of the music note.

Take a look at suggestions on how to draw your sounds.



My Sound Map

Date: _____

Location: _____



You are Here

You can do this more than once. Try to do a drawing once a season or once a month. You can begin to see what birds are around at different times of the year!