




WHEELCHAIRS



PEAK NEPTUNE SELF PROPELLED WHEELCHAIR



- This self-propelled wheelchair is equipped with a drop-back handle
- Flip up armrest
- Detachable footrest
- Durable PU rear wheel
- Easy to fold wheelchair
- Powder coated aluminium frame



Warranty
2 Year

Compliance
ARTG# 313946

Code	Description	Overall Height	Overall Width	Overall Length	Seat Depth	Seat Width	Backrest Height	Seat to Floor Height	Product Weight	S.W.L
9346376060516	Peak Neptune Self Propelled Wheelchair - 18"x 16"	920mm	615mm	1000mm	400mm	460mm	420mm	470mm	13.1kg	100kg
9346376060721	Peak Neptune Self Propelled Wheelchair - 16"x 16"	920mm	565mm	1000mm	400mm	410mm	420mm	470mm	13.1kg	100kg

Phone: 07 4208 8166

Email: sales@peakmobilityandrehab.com.au

Address: Shop 8C, 58-62 Norman Street, Gordonvale Qld 4865

Website: www.peakmobilityandrehab.com.au


KARMA ERGO LITE DELUXE SELF PROPELLED WHEELCHAIR



- The Karma Ergo Lite Deluxe Self-Propel Wheelchair uses Karma's S-Ergo patented seating system which promotes pressure relief whilst preventing the user from slipping off the seat. As with all Karma wheelchairs, the chair fabric features an Aegis microbe shield to reduce stains and odours.
- Easy to transport and store the Karma Ergo Lite Deluxe Self-Propel Wheelchair features a folding backrest, removable leg rests and maximum weight of 10.2kg and will fit in most standard car boots.
- The seating pose is adjustable allowing for a stable posture and the structure of the chair features a cross brace for additional strength.
- Double cross brace provide strength and durability.

Warranty
2 Year

Compliance
ISO 7176-19



Code	Description	Overall Height	Overall Width	Overall Length	Seat Depth	Seat Width	Backrest Height	Seat to Floor Height	Product Weight	S.W.L
KCKM2512F20-16	Karma Ergo Lite Deluxe Self-Propel Wheelchair - 16" x 16"	910mm	630mm	930mm	410mm	410mm	420mm	480mm	10.2kg	100kg
KCKM2512F20-18	Karma Ergo Lite Deluxe Self-Propel Wheelchair - 18" x 16"	910mm	650mm	930mm	410mm	460mm	420mm	480mm	10.3kg	100kg

KARMA S-ERGO 125 SELF PROPELLED WHEELCHAIR



- Ultra lightweight, folding, aluminium frame .
- S-Ergo patented seating system for added comfort .
- AEGIS microbe shield inhibits bacterial and fungal growths, eliminates odours and is easy to clean .
- Detachable swingaway footrests .
- Optional fixed or quick release 20" self-propel wheel .
- Flip back armrest design allows the user closer access to tables and desks .
- Top backrest section and frame folds for ease of transport .
- Adjusts and stabilises seating pose .
- Double cross braces provide strength and durability .
- Wide range of options and accessories available .



Warranty
2 Year

Compliance
ISO 7176-19

Code	Description	Overall Height	Overall Width	Overall Length	Seat Depth	Seat Width	Backrest Height	Seat to Floor Height	Product Weight	S.W.L
KCKMS125-16	Karma S-Ergo 125 Self-Propel Wheelchair - 16" x 17"	910mm	570mm	990mm	430mm	400mm	400mm	500mm	14.2kg	115kg
KCKMS125-18	Karma S-Ergo 125 Self-Propel Wheelchair - 18" x 17"	910mm	620mm	960mm	430mm	450mm	400mm	500mm	14.5kg	115kg
KCKMS125-20	Karma S-Ergo 125 Self-Propel Wheelchair - 20" x 17"	910mm	690mm	1080mm	430mm	510mm	400mm	500m	14.8kg	115kg

Phone: 07 4208 8166

Email: sales@peakmobilityandrehab.com.au

Address: Shop 8C, 58-62 Norman Street, Gordonvale Qld 4865

Website: www.peakmobilityandrehab.com.au

AIDAPT DELUXE SELF PROPELLED WHEELCHAIR



- Lightweight Self Propelled
- Care assist hand brake
- Folding backrest (for storage or transport)
- Quick release wheels (for transport)
- Flip up armrest for side transfer
- Swing away and removable leg rests
- Solid puncture proof tyres



Warranty
5 Year Frame
1 Year Components

Compliance
BS EN 12183:1999

Code	Description	Seat Depth	Seat Width	Backrest Height	Seat to Floor Height	Product Weight	S.W.L
VA65B	Aidapt Deluxe Self Propelled - Blue	400mm	460mm	400mm	510mm	14kg	115kg

DAYS SWIFT WHEELCHAIR



The Days Swift Self-Propelled Wheelchair with Handbrakes has been designed to be a light, practical and easy to transport wheelchair, making it an ideal occasional use chair for both indoor and outdoor use. Its compact dimensions allow good manoeuvrability indoors & the light construction and ease to fold for storage or transport make it a very versatile chair. Self-Propelled in three different sizes

- Folding backrest (for storage or transport)
- Quick release wheels (for transport)
- Fixed arms
- Swing away and removable leg rests
- Solid tyres (no maintenance required)
- Handbrakes for added safety
- Extended brake handle (ease of brake application)

Warranty
1 Year

Compliance
AS/NZS 3695.1:2011

Code	Description	Seat Depth	Seat Width	Backrest Height	Seat to Floor Height	Product Weight	S.W.L
ANI-DAYWHE338SP16	Days Swift Wheelchair - Self-Propelled with Handbrakes - 16 x 16 inch	410mm	425mm	400mm	500mm	12.5kg	115kg
ANI-DAYWHE338SP18	Days Swift Wheelchair - Self-Propelled with Handbrakes - 18 x 16 inch	425mm	450mm	400mm	500mm	12.5kg	115kg
ANI-DAYWHE338SP14	Days Swift Wheelchair - Self-Propelled with Handbrakes - Paediatric	350mm	405mm	400mm	480mm	11.5kg	80kg

ASPIRE ASSIST 2 WHEELCHAIR



- The Assist 2 – is designed for an individual or facility who requires a robust chair that will meet the rigorous demands of the community and healthcare environments.
- Swing away and removable arm rests – this facilitates user transfers and also makes for easier transport and storage.
- Height adjustable and removable foot rests – this facilitates user transfers, as well as allowing for optimal positioning for the changing needs of the user.
- Heel loops on the foot rests – increases user safety.
- Quick release 24” solid rear tyres - the wheels are easily removed to reduce the weight of the chair for transport and storage.
- An easy to use, rear wheel brake with a large handle for ease of access.



Warranty
2 Year Frame
1 Year Components

Compliance
AS3696-1:2008

Code	Description	Seat Depth	Seat Width	Backrest Height	Seat to Floor Height	Product Weight	S.W.L
MWS449320	Aspire Assist 2 Everyday Wheelchair - 450mm (18")	400mm	450mm	440mm	460-500mm	16.6kg	140kg
MWS449330	Aspire Assist 2 Everyday Wheelchair - 500mm (20")	400mm	500mm	440mm	460-500mm	17.9kg	140kg

ASPIRE ASSIST 2 DELUXE VINYL WHEELCHAIR



- A robust chair that will meet the rigorous demands of the community and healthcare environments.
- Durable deluxe vinyl that is easy to wipe clean. Fully welded seams to inhibit bacterial growth. Concealed mounting of upholstery to prevent fluid ingress.
- Option to fix the centre cross-brace to prevent folding and removal from the healthcare environment.
- Swing away and removable arm rests.
- Height adjustable and removable foot rests.
- Quick release 24" solid rear tyres - the wheels are easily removed to reduce the weight of the chair for transport and storage.



Warranty
2 Year Frame

Compliance
AS3696-1:2008

Code	Description	Seat Depth	Seat Width	Backrest Height	Seat to Floor Height	Product Weight	S.W.L
MWS449360	Aspire Assist 2 Ward Wheelchair - Vinyl - 450mm (18")	400mm	450mm	440mm	460-500mm	17.8kg	140kg
MWS449370	Aspire Assist 2 Ward Wheelchair - Vinyl - 500mm (20")	400mm	500mm	440mm	460-500mm	18kg	140kg
MWS449380	Aspire Assist 2 Ward Wheelchair - Vinyl - 570mm (22")	400mm	570mm	440mm	460-500mm	18.9kg	180kg

ASPIRE EVOKE 2 WHEELCHAIR



- The Evoke 2 is designed for the user who wants a lightweight, highly adjustable manual wheelchair.
- Swing-in / out, height adjustable and removable foot rests - this facilitates user transfers and allows optimal positioning for the changing needs
- Strong, Nylon upholstery with a comfortable cushion and padded backrest. For increased comfort, a padded overlay is available as an accessory.
- Depth adjustable seating with rear angle adjustability - for more accurate positioning, customisability and increased user comfort.
- Quick release 24" solid rear tyres - the wheels are easily removed to reduce the weight of the chair for transport and storage.
- Crash Tested – to AS/NZ3616.196



Warranty
 2 Year Frame
 1 Year Components

Compliance
 AS3696-1:2008

Code	Description	Seat Depth	Seat Width	Backrest Height	Seat to Floor Height	Product Weight	S.W.L
MWS449520	Aspire Evoke 2 Wheelchair - 18" (450mm)	400-475mm	450mm	430-490mm	440-480mm	15kg	140kg

FREEDOM EXCEL SUPERLITE WHEELCHAIR



- Folding backrest for easy transportation
- Flip up removable padded armrest
- Park brake below seat level when engaged for easy side transfer
- Outwards swinging removable legrest
- Height adjustable plastic footplates
- Airless “soft ride” polyurethane tyres
- Quick release removable spoke wheels
- Double-braced aluminium construction
- Spillproof nylon fabric upholstery
- Footrest Length: 300-400mm
- Folded Width: 290 mm



Warranty
1 Year

Compliance
ARTG#141450
ISO11199-2:2005

Code	Description	Overall Height	Overall Width	Overall Length	Seat Depth	Seat Width	Backrest Height	Seat to Floor Height	Product Weight	S.W.L
MWS452170	Freedom Excel Superlite Wheelchair - 460mm	950mm	640mm	1070mm	430mm	460mm	450mm	500mm	12.7kg	110kg
MWS452180	Freedom Excel Superlite Wheelchair - 510mm	950mm	690mm	1070mm	430mm	510mm	450mm	500mm	12.7kg	110kg

Phone: 07 4208 8166

Email: sales@peakmobilityandrehab.com.au

Address: Shop 8C, 58-62 Norman Street, Gordonvale Qld 4865

Website: www.peakmobilityandrehab.com.au

MINIMAXX BARIATRIC WHEELCHAIR



- Strongly engineered and functionally designed exclusively for bariatric users
- An adult bariatric, self propelled wheelchair with a folding frame made from 41XX steel alloy
- The design allows the folding chair to behave like a rigid wheelchair
- The push handles and chair set up are designed for easy use
- The foot supports are designed to take 100kg each
- Available in four seat widths
- Optional accessories sold separately



Warranty
1 Year

Compliance
ISO 12 22 03 - 08

Code	Description	Seat Depth	Seat Width	Backrest Height	Seat to Floor Height	Product Weight	S.W.L
0109-056-000-FX	XXL-Rehab Minimaxx incl. disk breakers - 56cm	460mm	560mm	510mm	430mm	27kg	325kg
0109-061-000-FX	XXL-Rehab Minimaxx incl. disk breakers - 61cm	460mm	610mm	510mm	430mm	27kg	325kg
0109-066-000-FX	XXL-Rehab Minimaxx incl. disk breakers - 66cm	460mm	660mm	510mm	430mm	27kg	325kg
0109-071-000-FX	XXL-Rehab Minimaxx incl. disk breakers - 71cm	460mm	710mm	510mm	430mm	27kg	325kg

PEAK VENUS ATTENDANT PROPELLED WHEELCHAIR



- 12" rear wheels for better performance on uneven outdoor surfaces
- "One touch" attendant brake for easy use
- Armrest side panel for added safety
- Length adjustable footrest
- Handy Carry Pocket on backrest provides additional convenience
- Flame retardant nylon upholstery is easy to clean and bacteria-resistant



Warranty
2 Year

Compliance
ARTG# 227311

Code	Description	Overall Height	Overall Width	Overall Length	Seat Depth	Seat Width	Backrest Height	Seat to Floor Height	Product Weight	S.W.L
VNW05AA-FX	Peak Venus Attendant Propelled Wheelchair	960mm	635mm	1000mm	400mm	460mm	420mm	510mm	12.5kg	100kg

Phone: 07 4208 8166

Email: sales@peakmobilityandrehab.com.au

Address: Shop 8C, 58-62 Norman Street, Gordonvale Qld 4865

Website: www.peakmobilityandrehab.com.au

KARMA ERGO LITE TRANSIT WHEELCHAIR




- At 8kg this is the lightest wheelchair in Karma's range
- Uses Karma's S-Ergo patented seating system
- Promotes pressure relief
- Helps prevent the user slipping off the seat
- Adjusts and stabilises seating pose
- Double cross braces provide strength and durability
- Folding, lightweight frame
- Fixed ergonomic arm rest pad

Warranty
2 Year

Compliance
ARTG# 174091

Code	Description	Overall Height	Overall Width	Overall Length	Seat Depth	Seat Width	Backrest Height	Seat to Floor Height	Product Weight	S.W.L
KCKM2501F14-16	Karma Ergo Lite Transit Wheelchair - 16" x 16"	910mm	630mm	940mm	410mm	410mm	420mm	480mm	8.1kg	100kg
KCKM2501F14-18	Karma Ergo Lite Transit Wheelchair - 18" x 16"	910mm	650mm	940mm	410mm	460mm	420mm	480mm	8.3kg	100kg

KARMA S-ERGO 125 TRANSIT WHEELCHAIR




- The Karma S-Ergo 125 Transit is equipped with the Unique S-Ergo (Smart Ergo) S shaped seat. The S-Ergo design was developed over two years, after extensive testing by Karma's Research and Development Department. The result is a leap forward in wheelchair design.
- In Addition to the S-Ergo seating system, the S-Ergo 125 Transit also has seat upholstery and pads treated with Aegis Microbe shield, to reduce stains and odour.
- The streamline oval tubes not only make the wheelchair look great, but also add to the strength of the wheelchair structure, which is incredibly light. Frame made from aircraft aluminum.
- The S-Ergo 125 Transit also features patented footrests, which swing inward and outward for added convenience.

Warranty
2 Year

Compliance
ISO/ARTG: AS 3695 | AS 3696 & 3696.19 | ARTG#95730

Code	Description	Overall Height	Overall Width	Overall Length	Seat Depth	Seat Width	Backrest Height	Seat to Floor Height	Product Weight	S.W.L
KCKMS125T-16	Karma S-Ergo 125 Transit 16inX17in	970mm	630mm	1080mm	430mm	400mm	400mm	500mm	13.1kg	115kg
KCKMS125T-18	Karma S-Ergo 125 Transit 18inX17in	970mm	680mm	1080mm	430mm	450mm	400mm	500mm	13.1kg	115kg
KCKMS125T-20	Karma S-Ergo 125 Transit 20inX17in	970mm	730mm	1080mm	430mm	500mm	400mm	500mm	13.3kg	115kg

KARMA ERGO LITE DELUXE TRANSIT WHEELCHAIR



- The Ergo Lite Deluxe weighs just 8.7kg. It has detachable foot-rest hangers and has the same Aegis microbe shield and shaped seat as the rest of the Ergo range.
- The S-Ergo seat promotes pressure redistribution and helps prevent the user sliding down the seat.
- Despite the incredibly light weight frame of the Ergo Lite Deluxe, the wheelchair has been built with the same strength and quality as the other Karma wheelchairs.
- Promotes pressure relief
- Helps prevent the user slipping off the seat
- Double cross braces provide strength and durability
- Folding, lightweight frame
- Fixed ergonomic arm rest pad

Warranty
2 Year

Compliance
ARTG# 174091

Code	Description	Overall Height	Overall Width	Overall Length	Seat Depth	Seat Width	Backrest Height	Seat to Floor Height	Product Weight	S.W.L
KCKM2512F14-16	Karma Ergo Lite Transit Wheelchair - 16" x 16"	910mm	630mm	870mm	410mm	410mm	420mm	480mm	8.7kg	100kg
KCKM2512F14-18	Karma Ergo Lite Transit Wheelchair - 18" x 16"	910mm	650mm	870mm	410mm	460mm	420mm	480mm	8.8kg	100kg

ASPIRE LITE TRANSIT WHEELCHAIR



- The Lite Transit – is an ultra-lightweight wheelchair for the occasional user. It comes with attendant brakes fitted as standard, for improved maneuvering.
- An ultra-light, folding frame – for easy storage and transport. Weighs just 11.6kg.
- Ergonomic handles – provides comfort for the caregiver.
- Push button, height adjustable arm rests – ideal for weak or arthritic hands.
- Swing away, flip up foot plates – this facilitates user transfers.
- 12” rear wheels – with easy to access brakes, for improved riding over outdoor terrain.



Warranty
 2 Year Frame
 1 Year Components

Compliance
 AS3696-1:2008

Code	Description	Seat Depth	Seat Width	Backrest Height	Seat to Floor Height	Product Weight	S.W.L
MWS442301	Aspire Lite Transit Wheelchair	400mm	460mm	465mm	460mm	11.6kg	120kg

ASPIRE TRANSIT 2 WHEELCHAIR



- The Transit 2 – is a versatile, robust transport wheelchair that is propelled by an attendant or caregiver.
- Swing away and removable arm rests – this facilitates user transfers and also makes for easier transport and storage.
- Height adjustable, removable foot rests – this facilitates user transfers, as well as allowing for optimal positioning for the changing needs of the user.
- Comfortable, padded, Nylon upholstery that is compatible with a wide range of wheelchair cushions.
- An easy to use rear brake with a large handle for ease of access.
- Quick release 12” solid rear tyres - wheels are easily removed to reduce weight of the chair for transport and storage.



Warranty
2 Year Frame
1 Year Components

Compliance
AS3696-1:2008

Code	Description	Seat Depth	Seat Width	Backrest Height	Seat to Floor Height	Product Weight	S.W.L
MWS449420	Aspire Transit 2 Wheelchair - Transporter - Silver	400mm	450mm	440mm	460-500mm	16.6kg	140kg

FREEDOM EXCEL SUPERLITE TRANSPORTER WHEELCHAIR



- Folding backrest for easy transportation
- Handbrake with park locking mechanism connected to hub brakes
- Double-braced aluminium construction
- Drum hub brake system
- Height adjustable plastic footplates
- Outwards swinging removable legrest
- Airless “soft ride” polyurethane tyres
- Spillproof nylon fabric upholstery
- Footrest Length: 300-400 mm
- Folded Width: 290 mm



Warranty
1 Year

Compliance
ARTG#141450

Code	Description	Overall Height	Overall Width	Overall Length	Seat Depth	Seat Width	Backrest Height	Seat to Floor Height	Product Weight	S.W.L
MWS452120	Freedom Excel Super Light Transporter Wheelchair	950mm	690mm	920mm	430mm	510mm	450mm	500mm	11.8kg	110kg

Phone: 07 4208 8166

Email: sales@peakmobilityandrehab.com.au

Address: Shop 8C, 58-62 Norman Street, Gordonvale Qld 4865

Website: www.peakmobilityandrehab.com.au

ASPIRE WHEELCHAIR ACCESSORIES



- A great range of accessories to fit the Aspire Manual Wheelchair range to improve functionality and user experience
- Stump Support Extension Bracket (WCA848260) required when purchasing Stump Supports to adjust seat angles and rear axle to suit user



Warranty
1 Year

Compliance
AS3696-1:2008

Code	Description
WCA848120	Elevating Legrest - Left - To Fit 450/460/500/510mm
WCA848130	Elevating Legrest - Right - To Fit 450/460/500/510mm
WCA848220	Stump Support - Left - To Fit 300/320/350/400/450mm
WCA848230	Stump Support - Right - To Fit - 300/320/350/400/450mm
WCA848240	Stump Support - Left - To Fit - 500/550/570/610mm
WCA848250	Stump Support - Right - Silver - 500/550/570/610mm
WCA848260	Stump Support Extension Bracket - Silver

MINIMAXX WHEELCHAIR

ACCESSORIES



- Optional accessories available for Minimaxx Wheelchair
- calf strap
- Swing away footrests
- Stump supports
- IV pole
- oxygen bottle holder
- tray table
- walking stick holder

Please contact us to discuss optional accessories



Code	Description
0230-061-045-FX	XXL-Rehab Comfort Cushion 61 x 45 x 12cm
0120-999-008-FX	Footrest Swing Away W Alu. Footplate Right
0120-999-009-FX	Footrest Swing Away W Alu. Footplate Left