



Turning Yorkshire Yellow

The Tour de France, the world's largest annual sporting event, will be starting in Yorkshire next summer as the Grand Départ 2014 races through the county on the 5th and 6th July. To celebrate, we are encouraging gardeners to paint the canvas of the county yellow by planting show-stopping displays of bedding plants and perennials along the routes and across Yorkshire to mark the historic occasion.

If you would like to play a fun and colourful part in the Grand Départ 2014 and help turn the white rose county yellow for one amazing weekend then here's a guide put together for us by the Royal Horticultural Society (RHS) to help you choose and care for the best plants for your display.

For full routes and other activities related to the Grand Départ visit www.letouryorkshire.com

Where to buy plants and seed

Plants and plugs: RHS Plant Centres and garden centres around the UK are stocking plants and plugs, from colour-themed bedding to hardy plants. Visit your local garden centres and nurseries to find out what is on offer, or seek specific plants through the RHS Plant Finder (due to rapid turnover in bedding plant cultivars, not all will be listed). Additionally, mail order suppliers are a useful source (try the seed companies listed right). Unfortunately mixed colour packs are much more common than single colours so some selection might be needed.

Seed: These can be readily bought from garden centres. However, for the widest selection, buy direct from the seed suppliers. Companies include Dobies, Mr Fothergills, Thompson & Morgan, Suttons Seed and Unwins (these and others can be found using an internet search). Single colour seed mixes are more widely available than plant selections. For a Yellow Jersey Meadow Mix try Pictorial Meadows.

WHICH PLANTS TO BUY

Ensure your celebratory displays look their best for summer. For early July displays, these are the best options...



Seeds Option 1

You can raise plants from seed in February, March and April. Depending on which varieties are chosen the seedlings may require additional protection such as a frost free greenhouse, heated greenhouse or cold frame. These plants should flower from the end of June or early July, as long as the growing conditions are favourable.



Buy

Plants are best bought as plugs (small plantlets) in February and grow in a heated greenhouse but you can also buy larger plants in 7-9cm (2½-3¼in) pots in March and April to grow on in a frost-free greenhouse.



Seeds Option 2

Direct sow hardy garden annuals or annual wildflower mixture direct in April/May. This will create a stunning mass planting.



Sharing the best in Gardening

www.letouryorkshire.com
www.rhs.org.uk

Growing on your plants for a July display

As the Grand Départ celebrations are only weeks after the last frosts in most areas, the plants need to be grown on in the protection of a heated (12-18C) greenhouse, conservatory or windowsill to flowering size. This will ensure you can plant out an almost instant display, rather than having to wait for a month or so for it to grow and mature.



When you buy your plants between February and March, here is how to grow them on:

- Unpack your small plants and plugs as soon as possible and, using a peat free multipurpose compost, **pot them into 7-9cm (2½-3¼in) containers**. Plants bought in pots of this size will not need re-potting

How to harden off plants

If there are no specialist facilities available (such as a cold frame), place plants in a sheltered position in front of a south-facing wall or hedge and cover with two layers of fleece to prevent sun scorch and temperature shock.

- For the **first week**, leave outside during the day, but bring in at night or if this is not possible leave a double layer of fleece in place to protect the plants as temperatures drop.
- In the **second week**, reduce to one layer of fleece. During this time, remove the fleece during the day. If the weather is suitable (mild nights above 7°C), leave the plants outside at night but ensure they are covered. Towards the end of the second week, leave them uncovered



Visit your local garden centres and nurseries to find out what is on offer, or seek specific plants through the online RHS Plant Finder

- For plugs and repotted plants, **water to keep the compost just moist** until the plugs have rooted through. It's very easy to overwater in the early stages
- Once well established, water well and regularly
- **Hanging baskets** can be planted up directly with plugs, but take care not to over plant. Space the plants out to give them room to grow
- For **containers and window boxes**, use multi-purpose compost and consider adding a controlled-release fertiliser to keep plants fed throughout the summer
- **Keep plants in frost-free conditions**, at a temperature of at least 15°C (59°F)
- Acclimatise your new plants gradually to outdoor conditions by **hardening off**
- Finally, **plant out**, but only after the threat of frost has passed.

- Covering with an old curtain or extra fleece can protect from sudden, sharp night frosts that occasionally occur in late spring

When to plant out

Most bedding plants are tender and must be planted out after the last frosts have passed. Typically, the last frosts are early June in Yorkshire.

It is worth checking with local, experienced gardeners and the long-range weather forecast before you plant.



Sharing the best in Gardening

www.letouryorkshire.com
www.rhs.org.uk

Choosing plants for your yellow display

Below is a selection of plants recommended by the RHS and the Horticultural Trades Association, who have been working together to promote the brightest and best to garden centres and nurseries for the summer celebrations.

For more information on any of the species listed here search online using the RHS Plant Finder. Or to search for other suitable plants use the RHS Plant Selector.

Plants with Yellow Flowers

Alchemilla mollis AGM

Argyranthemum maderense AGM

Antirrhinum majus 'Bells Yellow' (Bells Series)

Calendula officinalis Fiesta Gitana Group

Chrysanthemum 'Candlewick Limelight' (29d) and *Chrysanthemum* 'Gold Enbee Wedding' (29d) AGM and *Chrysanthemum* Lisa 'Yolisa' (22c) and *Chrysanthemum* 'Pennine Oriel' (29a) AGM

Coreopsis grandiflora 'Sunray'

Crocsmia × *crocsmiiflora* 'Solfatare' AGM

Dahlia 'Chessy' (Sin/Lil) AGM and *Dahlia* 'Davar Donna' (S-c) and *Dahlia* 'Hamari Sunshine' (D) and *Dahlia* 'Wootton Impact' (S-c) AGM

Eremurus stenophyllus AGM AUTUMN 2013

Eschscholzia californica and *Eschscholzia californica* 'Lemon Bush' (Thai Silk Series) AGM

Fritillaria imperialis 'Maxima Lutea' AGM

Gazania rigens 'Variegata' (v) and *Gazania* 'Daybreak Garden Sun' (Daybreak Series)

Genista hispanica

Gladiolus 'Green Woodpecker' (M)

Glebionis coronaria and *Glebionis segetum*

Hypericum olympicum AGM and *Hypericum* 'Hidcote' AGM

Kniphofia 'Bees' Sunset' AGM

Limonium bonduellii 'Forever Gold'

Oenothera biennis

Potentilla fruticosa 'Beesii' and *Potentilla fruticosa* 'Elizabeth' and *Potentilla fruticosa* 'Jackman's Variety' AGM and *Potentilla fruticosa* 'Sommerflor' AGM


Rosa 'Easlea's Golden Rambler' (Ra) AGM and *Rosa* Freedom 'Dicjem' (HT) AGM *Rosa* GOLDEN WEDDING 'Arokris' PBR (F) and *Rosa xanthina* 'Canary Bird' (S) AGM

Rudbeckia amplexicaulis AGM and *Rudbeckia hirta* 'Indian Summer' AGM

Sedum spathulifolium 'Cape Blanco' AGM

Tagetes 'Lemon Gem' and *Tagetes patula* 'Aurora Light Yellow' and *Tagetes patula* 'Disco Yellow' (Disco Series) and *Tagetes* 'Zenith Lemon Yellow' (Zenith Series)

Viola 'Sorbet Yellow Delight' (Sorbet Series)



Antirrhinum majus
'Bells Yellow'



Kniphofia
'Bees' Sunset'



Philadelphus coronarius
'Aureus'



Coreopsis grandiflora
'Sunray'



Sharing the best in Gardening

www.letouryorkshire.com

www.rhs.org.uk



Choosing plants for your yellow display

Plants with Yellow Foliage

Acer shirasawanum 'Aureum' AGM

Acorus gramineus 'Ögon' (v)

Berberis thunbergii 'Aurea'

Calluna vulgaris 'Beoley Gold' AGM

Carex elata 'Aurea' AGM

Carex oshimensis 'Evergold' (v) AGM

Catalpa bignonioides 'Aurea' AGM

Chamaecyparis lawsoniana
'Aurea Densa' AGM

Chamaecyparis lawsoniana
'Minima Aurea' AGM

Chamaecyparis pisifera
'Filifera Aurea' AGM

Choisya ternata Sundance 'Lich'
PBR AGM

Cornus alba 'Aurea' AGM

Cupressus macrocarpa 'Lutea'

Dryopteris affinis AGM

Erica carnea f. *aureifolia* 'Westwood
Yellow' AGM

Euphorbia palustris AGM

Hakonechloa macra 'Alboaurea' (v) AGM

Hakonechloa macra 'Aureola' AGM

Hebe ochracea 'James Stirling' AGM

Hedera helix 'Midas Touch' (v) AGM

Hosta fortunei var. *albopicta* (v)

Hosta fortunei var. *albopicta* f. *aurea*

Hosta 'Sum and Substance' AGM

Humulus lupulus 'Aureus' AGM

Luzula sylvatica 'Aurea'

Origanum vulgare 'Aureum' AGM

Pelargonium 'Charity' (Sc) AGM

Philadelphus coronarius 'Aureus' AGM

Phlomis chrysophylla AGM

Physocarpus opulifolius 'Dart's Gold' AGM

Platycladus orientalis 'Aurea Nana' AGM

Platycladus orientalis 'Elegantissima'

Pleioblastus viridistriatus AGM

Salvia officinalis 'Kew Gold'

Sambucus nigra 'Aurea'

Spiraea japonica 'Gold Mound'

Thymus pulegioides 'Aureus' AGM

Tradescantia (Andersoniana Group)
'Sweet Kate'

Viburnum opulus 'Aureum'

Weigela 'Looymansii Aurea'

Creating a cycling themed display

Another way to embrace the excitement of the Tour de France Grand Départ in Yorkshire is to give your floral display a bike or cycling theme. For some inspiration on how you might attract

the attention of the visiting tourists and international media, see some images of displays from previous races on the left.

Yorkshire
Grand Départ 2014

All advisory guidelines have been provided by the RHS,
for more information visit www.rhs.org.uk/RHSYorkshireTDF



Sharing the best in Gardening

www.letouryorkshire.com
www.rhs.org.uk