

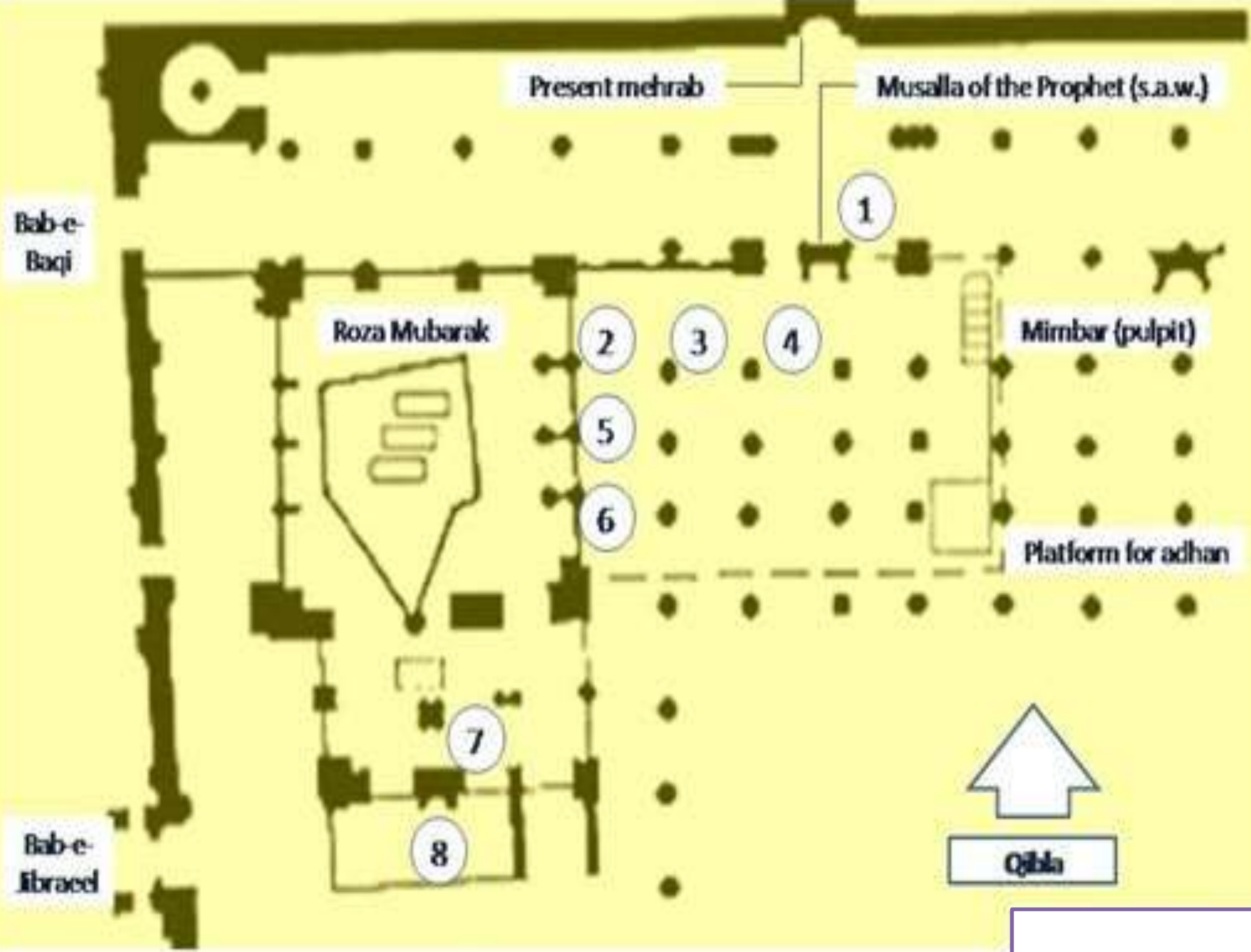
Madinah

Shareef













BAQI



Hajj

Hajj Step by Step - Overview

- Ihraam - الإحرام
- Mina (8 Dhu-I Hijjah) - منى
- Arafah (9 Dhu-I Hijjah) - عرفة
- Muzdalifah (9 Dhu-I Hijjah – night) - مزدلفة
- Mina (10 Dhu-I Hijjah):
 - Ramy (throw pebbles at Jamrat Al-'Aqabah) - الرمي
 - Nahr (sacrifice) - النحر
 - Halq (shave hair of the head) - الحلق أو التقصير
- Makkah (10 Dhu-I Hijjah):
 - Tawaf Al-IfaDah - طواف الإفاضة
 - Sa'y between Safa and Marwa - السعي بين الصفا و المروة
- Mina (11, 12 and 13 Dhu-I Hijjah):
 - Ramy (throw pebbles at the 3 Jamarat) - الرمي
- Makkah (last day)
 - Tawaf Al-Wada' (Farewell tawaf) - طواف الوداع

Hajj Sites

Approximate distances

- Makkah – Mina:
 - 5 mi (8 km): road
 - 2.8 mi (4.5 km): tunnel
- Mina – Muzdalifah:
 - 2 mi (3.3 km)
 - 3.7 mi (6 km): from the jamarat to the end of Muzdalifah
- Muzdalifah – Arafah:
 - 5.6 mi (9 km)
- Mina and Muzdalifah are adjacent to each other.





Mina

Muzdalifah

Al-Masjid
al-Haraam
(Makkah)

Aziziyah

Arafah

Borders

Image © 2006 DigitalGlobe
© 2006 Europa Technologies

© 2006 Google

Makkah to Mina



Ihraam for Hajj


- If you are in Makkah, then you make Ihraam from your place of residence (hotel, apartment, etc.).
- If you are in Madinah, then you make Ihraam from the meeqat of Dhu-I Hulayfah (Abyar Ali).
- You do the same things that you did in your Ihraam for the 'Umrah.
- You continue the talbiyah until you throw the pebbles at Jamrat Al-'Aqabah on the 10th of Dhu-I Hijjah.

Mina - 8 Dhu-I Hijjah

- Go to Mina in the morning of Yaum at-Tarwiyah (8th of Dhu-I Hijjah).
- Pray Dhuhr, Asr, Maghrib, 'Isha and Fajr in their times with qasr.
- Spending this night in Mina is a Sunnah. For some scholars it's a wajib.
- Use your time to gather your thoughts and prepare for the next day: the day of Arafah.
- Pray in Masjid Al-khaif. It is reported that 70 prophets prayed in that masjid.



Mina - Jamarat





Before



Mina border

To
Makkah

Jamarat Area
(under construction)

Mena

MINA

Masjid Al-Khaif

Aziziah

Mina border

Muzdalifah

Image © 2006 DigitalGlobe
© 2006 Europa Technologies

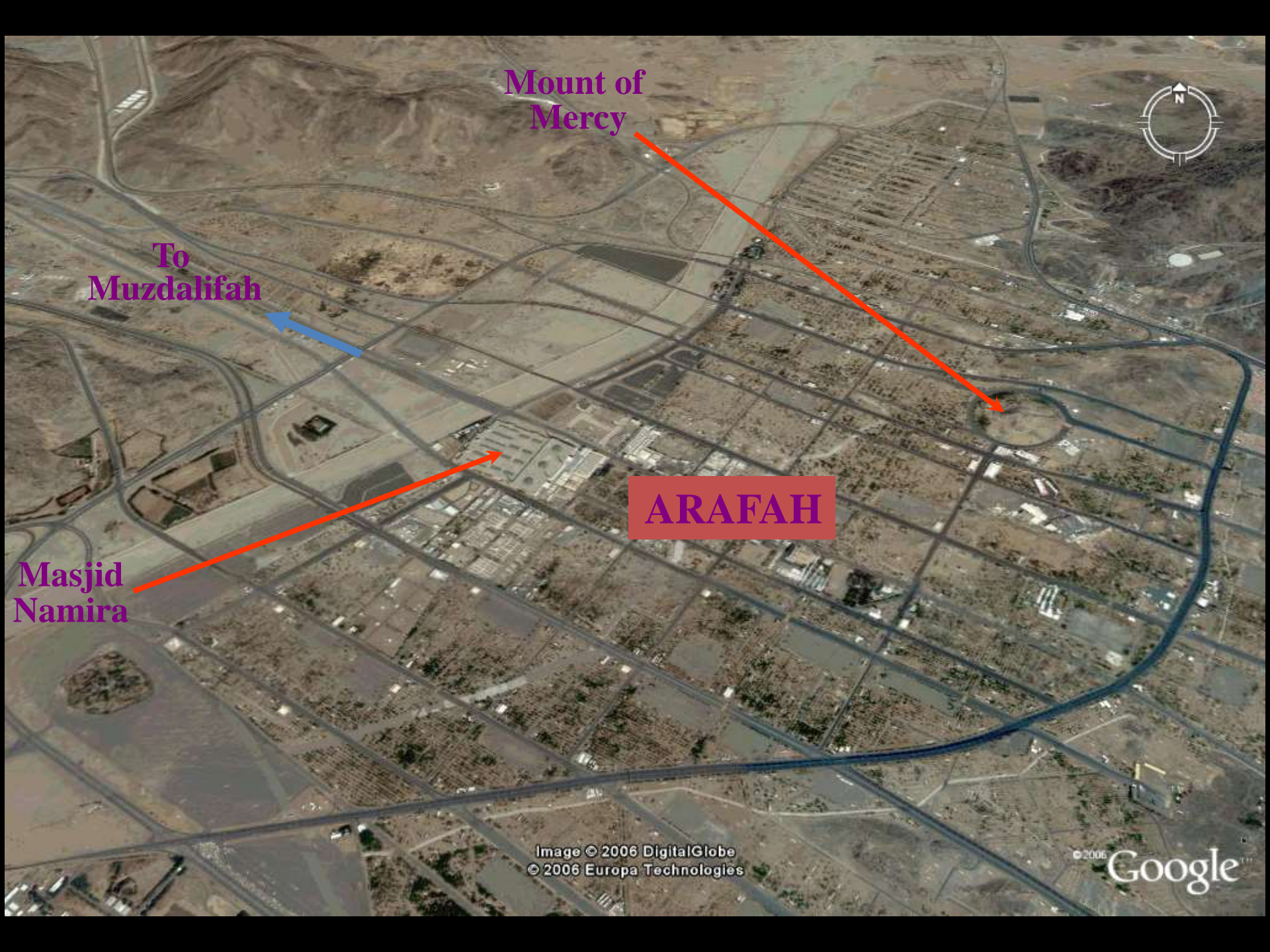
© 2006

Google

Arafah - 9 Dhu-l Hijjah



- After sunrise of the day of Arafah, depart for Arafah while making talbiyah or takbeer.
- Pray Dhuhr and Asr at Masjid Namirah, two rak'as each, combined at the time of Dhuhr.
- Namira is not part of Arafah, but part of the Masjid is within the limits of Arafah.



Mount of
Mercy

To
Muzdalifah

Masjid
Namira

ARAFAH

Image © 2006 DigitalGlobe
© 2006 Europa Technologies

© 2006 Google™

Arafah (cont.)

- After salat move to your place inside the limits of Arafah, stand facing the Qiblah, raising your hands making du'a and reciting talbiyah
- The Prophet (pbuh) said: "The best thing that I and the Prophets have said on the evening of Arafah is "Laa ilaha illallaahu wahdahu laa shareeka lahu lahul mulk wa lahul hamdu wa huwa 'alaa kulli shay'in qadeer."



Excellence of the day of Arafah

- The Prophet (pbuh) said:
"There is no day on which
Allah frees more of His
slaves from Fire than the
Day of 'Arafah, and He
draws near, then praises
them before the angles,
saying : 'What do they seek?'
"



Leaving Arafah

- So when the sun has set you leave Arafah for Muzdalifah, going with calmness and tranquility, not jostling or pushing people; rather whenever you find room then you go faster.



Muzdalifah (1) - 9 Dhu-I Hijjah

- When reaching Muzdalifah pray Maghrib, then 'Ishaa, shortening it (qasr), and joining the two prayers.
- You do not pray anything between them or after 'Isha.
- You may collect pebbles here.
- Then you sleep until Fajr.
- Pray Fajr at the beginning of its time.



Muzdalifah (3) - 9 Dhu-I Hijjah

- Then you come to al-Mash'ar al-Haraam (a small mountain in Muzdalifah) and climb upon it and face the Qiblah - then recite takbeer, tahleel, and make du'a until the sky becomes very bright.
- Then you leave for Mina before the sun rises, calmly while reciting talbiyah.
- When you come to the river valley of MuHassir you hurry if possible - and it is a part of Mina.



Masjid al-Mash'ar al-Haraam

Mina



Muzdalifah borders

Muzdalifah

Al-Mash'ar Al-Haraam

Image © 2006 DigitalGlobe
© 2006 Europa Technologies

To Arafah



Mina - 10 Dhu-I Hijjah

- You arrive to Mina the morning of the 10th of Dhul Hijjah.
- This is the busiest day of Hajj. You will be doing the following:
 1. Stone Jamrat al-'Aqabah
 2. Sacrifice an animal
 3. Shave or trim off your hair
 4. Go to Makkah to do Tawaf al-Ifadah & Sa'y and come back to Mina



Mina - 10 Dhu-I Hijjah

- You stone Jamrat al-'Aqabah only on this day, with seven small stones - slightly bigger than the chick-pea.
- You recite takbeer while throwing each stone.
- You cease reciting talbiyah when throwing the first stone.
- You cannot perform this stoning until after sunrise. And you may delay it after noon, even up to the night, if you find difficulty in doing it before noon.



Mina - 10 Dhu-I Hijjah

- Skip this step if you made "tawkeel" for animal sacrifice (you bought a coupon)
- Slaughter your animal in any part of Mina or Makkah.
- The time for slaughter is the four days of 'Eid.
- Seven people may share in one camel or cow.
- And he who cannot afford a sacrificial animal should fast three days in Hajj (even the 3 days of tashreeq) and seven when he returns to his family.



Mina - 10 Dhu-I Hijjah

- Then you shave off all of your hair or shorten it.
- Shaving is better.
- Start with the right side of the head.
- The woman shortens her hair the length of a finger joint.




TaHallul

التحلل

- When you have stoned the Jamarah, sacrificed and shaved your head everything becomes lawful for you again except sexual intercourse, so you may wear your clothes and use perfume.
- On completion of Tawaaf al Ifaada sexual intercourse becomes lawful.

Makkah - 10 Dhu-I Hijjah

- Then you go off that day to Makkah and make Tawaf al-IfaDah in the same way as in the Tawaf of arrival, except that there is no idtiba' or ramal in this Tawaf.
- Pray two rak'ahs behind Maqam Ibraheem.



Makkah - 10 Dhu-I Hijjah

- Then you do sa'y between Safaa and Marwah as before.
- And after this Tawaf you are in a state of complete taHallul.
- Drink from Zamzam.
- Return to Mina.



Mina - 11, 12, 13 Dhu-l Hijjah

- Stay in Mina for the days of tashreeq (أيام التشريق) and their nights.
- It is preferable to stay in Mina during these days than going to Makkah. This is the Sunnah of the Prophet PBUH.
- Most scholars consider the staying in Mina as a Wajib.




Mina - 11, 12, 13 Dhu-I Hijjah (Cont.)

- Stone the three Jamarat each with seven pebbles in each of those days, after noon.
- After the first and the second Jamarat, move forward and stand facing the Qiblah for a long while making du'aa while raising your hands.



Makkah - Last day

- The Prophet (pbuh) said: "None of you should depart until he makes his last act Tawaf of the House."
- The prophet (pbuh) used to carry Zamzam water with him in water skins and containers, and he used to pour it upon the sick and give it to them to drink.
- When you finish the Tawaaf you leave the mosque like the rest of the people - not walking backwards.



1 - Ihraam

- Assume Ihraam for a Meeqat or your residence if you are in Makkah
- Clean yourself and take a shower
- Put on two Ihraam garments & slippers/sandals
- Pray two rak'as or a prescribed salaah
- Make intention and say "Ibbayk Allahumma Hajjaa"
- Recite Talbiyah
- Go to Mina

2 - Mina - 8th

- Arrive in Mina in the morning
- Spend the day and night there
- Pray Duhr, Asr, Maghrib, Isha and Fajr in their time with Qasr
- Leave Mina for Arafah after sunrise (9th)

3 - Day of Arafah - 9th

- Arrive in Arafah before or around Duhr on the 9th
- Pray Duhr and Asr combined with Qasr early in the time of Duhr
- Spend the day in supplication and remembrance of Allah
- Leave Arafah for Muzdalifah after sunset

Meeqat



8 - Makkah – Last Day

- Perform Tawaf al-Wadaa' (farewell Tawaf)
- Make it the last thing you do in Makkah

7 - Mina - 11th, 12th & 13th

- Spend the days of Tashreeq and their nights in Mina
- Stone the 3 Jamarat every day between Duhr and Maghrib
- You may leave on the 12th after stoning and before sunrise if you wish

6 - Makkah - 10th

- Proceed to al-Masjid al-Haram
- Perform Tawaf al-Ifaadah
- Perform Sa'y
- Full taHallul: All restrictions lifted
- Go back to Mina



4 - Muzdalifah - 10th

- Arrive in Muzdalifah at night
- Pray Maghrib and Isha combined
- Sleep the night until Fajr
- Pray Fajr early in its time & then make dhikr
- Leave Muzdalifah for Mina shortly before sunrise

5 - Mina - 10th

- Arrive in Mina in the morning
- Go to Jamrat al-Aqabah and stone it with 7 pebbles
- Slaughter your animal
- Shave or trim off your hair
- First taHallul: Take off Ihraam towels. All restrictions lifted except sexual intercourse
- Take a shower and put on normal clothes.
- Go to Makkah for Tawaf al-Ifaadah







END