

Overview

Thank you for considering *AlaskHahn Creations* to create your custom vest carrier. In this packet you will find everything you need to place a vest order. Once you have completed your *Vest Order Packet* you can mail it to the address above. As always, feel free to call with any questions or to discuss additional options.

A Vest Usually Has:

1. Two sided pleated pockets on upper vest (one on each side). Pockets are usually 5 ½ inches wide and 6 ½ inches tall, including pocket flaps.
2. Hidden Handcuff Key pocket on the inside bottom back.
3. Pen Pocket inside upper left pocket with slip in the pocket flap for easy accessibility.
4. Business Card pocket on the inside of the upper right pleated pocket.
5. A row of pockets along the bottom front inside of vest.
6. A row of pockets along the bottom front outside of vest, sized to your requirements.
7. Mic Strap or straps placed where you choose.
8. Badge patch either sewn or velcro on. Grommets are available for metal badges as well.
9. Name embroidered above right upper pocket. (we also make vero name patches)
10. Belly Belt
11. Trauma Plate Pockets, Front and Back.

Option Examples:

Below are some examples of pockets people often request. Of course they will not all fit on a vest. We are open to trying new suggestions and creating custom pockets for your specific needs.

1. Velcro on inside of zipper, on one or both sides for attaching secondary weapon.
2. Holster for secondary weapon, made to velcro on right or left sides, or both.
3. Holster for taser, X2 or X26 (be sure to note what type you have!)
4. OC external pocket (external meaning it will stick out as opposed to flat)
5. Flashlight pocket, external
6. Radio pocket, external. We can do button holes for cords to go through inside of vest if wanted.
7. Extra magazine pockets, standard or rifle, external.
8. Camera pocket, external
9. Kangaroo pockets (hidden under the upper pockets, opening with velcro following the zipper length)
10. Tourniquet pocket, external
11. Flat pockets including, handcuff, recorder, cell phone, notebook, etc...
12. MOLLE Webbing
13. "POLICE" patch or velcro for a patch on the back(IF NO PATCH PROVIDED THERE IS ADDITIONAL CHARGE)
14. Velco shoulders for more adjustability.

AlaskHahn Creations
189 E Nelson Ave #240
Wasilla, AK 99654

Exterior Vest Order Packet

Information

Name: _____ Date: _____

Organization: _____ Email: _____

Contact Number: _____ Text?: Yes/No _____ Best Time to Call: _____

Mailing Address for Vest: _____

Vest Details

Name as Embroidered on Vest: _____

Lettering Color: _____ Vest Color/Material: _____

(White/Silver, Gold/Yellow, Tan, Other) (Black or Blue Ballistic or Cordura, OD Green, Forrest Green, Brown, Other)

Additional Notes(Vest pockets and feature options, etc): _____

Please Enclose The Following:

1. Tracings of Armor (Please Be Sure To Remove From Any Carrier)
2. Agency/Badge Patch: Sewn-Velco-Grommets (Circle)
3. Tracings of Equipment for Customized Pockets
4. Completed Forms Pages 2-5
5. Payment

Measurements Needed from You: (See below for measuring info)

1. Tracings of your front and back armor, removed from any sort of carrier.
2. Tracings of special equipment you would like a pocket sized for.
3. Body measurements. (have someone else measure you)

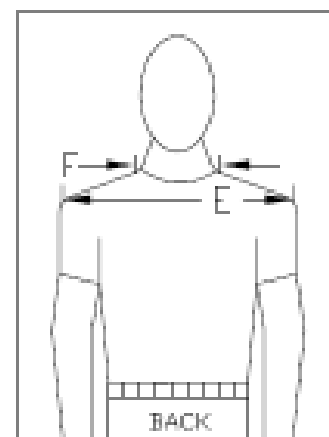
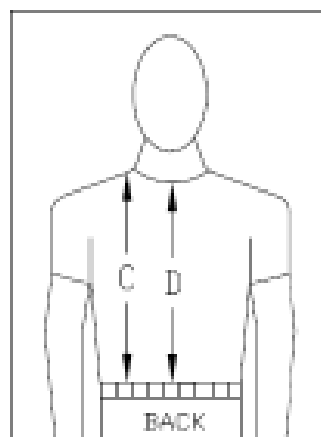
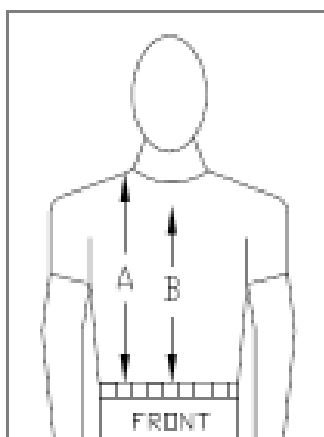
Front:

- A. Top of Shoulder to top of Duty Belt.
- B. Top of Sternum to top of Duty Belt.

Back:

- C. Back of Neck to top of Duty Belt
- D. Top of Shoulder to top of Duty Belt
- E. Width of Neck

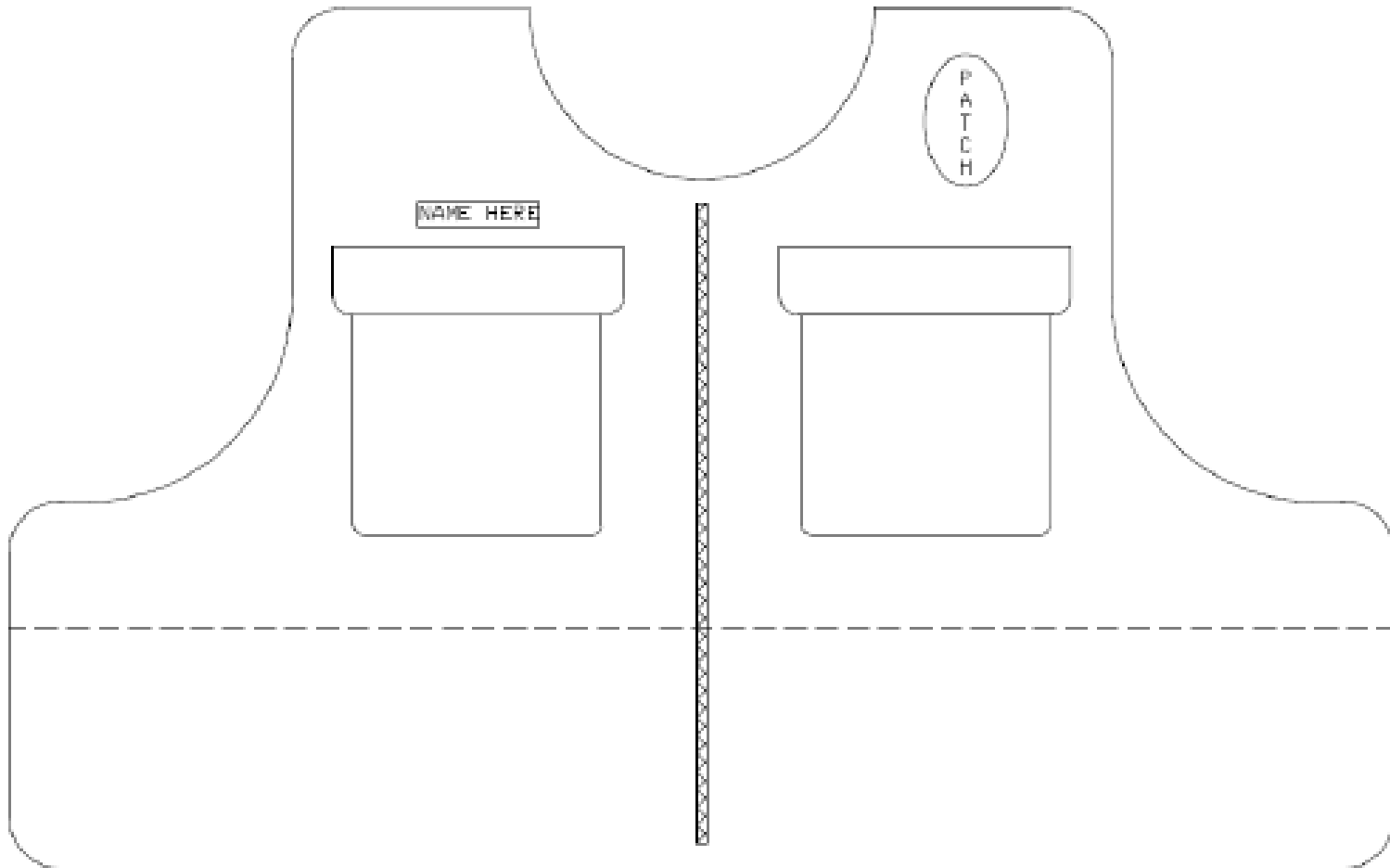
A	FRONT: MEASURE FROM TOP OF SHOULDER TO TOP OF UTILITY BELT	
B	FRONT: MEASURE FROM TOP OF STERNUM TO TOP OF UTILITY BELT	
C	BACK: MEASURE FROM TOP OF SHOULDER TO TOP OF UTILITY BELT	
D	BACK: MEASURE FROM LARGE BONE AT BASE OF NECK TO TOP OF UTILITY BELT	
E	BACK: MEASURE FROM SHOULDER TO SHOULDER	
F	BACK: MEASURE WIDTH OF NECK ACROSS BACK	



Please Note Anything Additional

Optional Pockets	
Velcro for Secondary Weapon	
Recorder Pocket	
Notebook Pocket	
Cell Phone Pocket-(Strap-Yes/No)	
Handcuff Pocket	
Flashlight Pocket	
OC Pocket	
Magazine-(Pistol/Rifle/Both)	
Radio Pocket	
Button Holes for Radio Cords	
Body Camera (need tracing)	
Tourniquet	
Kangaroo Pockets	
2 Holsters, if secondary weapons	
Taser Holsters, X2 or X26	

Standard Pockets on All Vests	
Pen Pocket	
Business Card Pocket	
ID Pocket	
Hidden Handcuff Key Pocket	
Pockets Inside Lower Front	
MIC Straps (LEFT-CENTER-RIGHT)	
Badge Patch (Sewn-Velcro-Grommets)	
Belly Belt	



SKETCH PLACEMENT OF OPTIONAL
POCKETS ON VEST

AlaskHahn Creations
189 E Nelson Ave #240
Wasilla, AK 99654

Exterior Vest Order Packet

Payment Information

Currently, we sell our Vest Carriers for a flat rate of **\$375.00 each**. If you are not picking up your vest in person please include **\$15.00 for shipping**. (We currently only ship to the U.S.) Payment for vests being shipped is **due at time of order** (with this packet). Typically you can expect your vest to ship within two to three weeks of ordering. If we are anticipating longer lead times we will let you know. If wanting a "POLICE" patch on the back of your vest please add **\$25.00**. We will get it made in the same color as your name that is embroidered on the front unless indicated otherwise.

We accept most forms of payment. We prefer checks over credit cards.

Please indicate how you would like to pay:

- Agency Purchase (Please include to whom we bill) Bill to: _____
- Cash _____
- Check (Payable to AlaskHahn Creations) _____
- Credit Card (Via "Square") _____

Vest \$ _____
Shipping \$ _____
Police Patch \$ _____
Total Due \$ _____

We will call/text/email you when we receive your order and can take credit card payments at that time.

Thank you very much for your business,
Whitney and Breann

For AlaskHahn Creation Use Only

Date Received _____ Contacted Via _____ Other _____
Payment Deposit Date _____ Credit Card _____
Invoice Number _____ Receipt _____

Notes _____

