

New Zealand Shetland Pony Breeders' Society (Inc.)

NEWSLETTER
July to September 2019



New Zealand Shetland Pony Breeders' Society (Inc.)

530 Marshland Road

Christchurch 8083

(All correspondence should be directed to this address)

Phone: (03) 385 6163

Email: lewises@xtra.co.nz

Website: www.shetlandpony.org.nz

Facebook: <https://www.facebook.com/New-Zealand-Shetland-Pony-Breeders-Society-Incorporated-1542870245987457/>

COMMITTEE MEMBERS AND OFFICE BEARERS 2018 / 2019

	Name	Address	Phone	Email and Fax
PRESIDENT (and Shetland Express, Junior Handler Awards Co Ordinator)	Fiona Burrows	1821 North Eyre Road, RD5 Rangiora 7475	(03) 312 5982	eudunda.ram@xtra.co.nz
Merchandise Co Ordinator.	Lorraine Martini	32 Carston Street, Leeston 7632	(03) 324 3292	lorraine.martini@xtra.co.nz
VICE-PRESIDENT (and Publicity Co Ordinator)	Bernadette Woffenden	"Mill Farm" 186 High Street Leeston 7632	(03) 324 3271	laelstud@xtra.co.nz
SECRETARY (and Steeplechase)	Lesley Lewis	530 Marshland Road Christchurch 8083	(03) 385 6163	lewises@xtra.co.nz
TREASURER	Lucy Burrows	1821 North Eyre Road, RD5 Rangiora 7475	027 309 7712	lucynda.burrows@gmail.com
REGISTRAR (and Stud Book Liaison, Show Results Co Ordinator)	Catherine Crosado	1173 Telegraph Road, Charing Cross, RD1 Christchurch 7671	Home: (03) 317 8018 Mobile: 0274 337 840	duncree@xtra.co.nz

COMMITTEE MEMBERS

(and their responsibilities)

Facebook Co Ordinator	Vicki Havord	021 102 5405	vickiphavord@gmail.com
Newsletter Editor	Sarah Harden	021 175 9889	sjharden4@hotmail.com
Show Results Co Ordinators	Catherine Crosado Vicki Havord	(03) 317 8018 021 102 5405	duncree@xtra.co.nz vickiphavord@gmail.com
RAS Liaison	Diana Humphries	(03) 329 7871	cotswold.stud@xtra.co.nz
Animal Welfare Act Liaison	Lorraine Martini	(03) 324 3292	lorraine.martini@xtra.co.nz
Website Co Ordinator	Vicki Havord	021 102 5405	vickiphavord@gmail.com

AREA REPRESENTATIVES

These members are the local points of contact in your area

NORTH ISLAND

Lower North Island (and Area Show Results Collator)	Ann Abernethy	Taihape	(06) 388 9220
Waikato / Upper North Island (and Area Show Results Collator)	Kathy Drake	Auckland	(09) 238 5576

SOUTH ISLAND

Mid/Lower South Island (and Area Show Results Collator)	Marianne Smith	Oamaru	(03) 434 8187
Canterbury / Upper South Island (and Area Show Results Collator)	Bernadette Woffenden	Canterbury	(03) 324 3271

- New registrations and transfers can be sent directly to the Registrar
- Newsletter articles, photos, items of interest, classifieds, queries or corrections can be sent to the Newsletter Editor
- Show results can be sent directly to the Registrar
- Financials can be sent directly to the Treasurer
- Website and Facebook items can be sent directly to the appointed Co Ordinator

FROM THE PRESIDENT...

Dear Members,

Welcome to our new members. We trust you will enjoy your Shetland ponies as much as all our members and their families do.

I personally love our friendly, fluffy wee ponies! I feel very lucky to have always had ponies and horses in my life and apart from my very special $\frac{3}{4}$ thoroughbred, $\frac{1}{4}$ quarter horse mare I bought as a 2yr old and had in my life over 25 years, who travelled three times up and down the Island from Kaitaia to Canterbury, back to Kaitaia, then back down to Canterbury, our Shetland Ponies are up there with my amazing mare 'Lady Jayne'.

We named our first Shetland foal after her, now owned by Diana and John Humphries of Cotswold Shetland Pony Stud.

It is an exciting time on the calendar with the show season, steeplechase and foaling fast approaching.

We are expecting seven foals, so there will be many sleepless nights in our household, however an exciting time to see new progeny on the ground!

All the best to our members for the showing and foaling season.

Take care.

Kind Regards

Fiona Burrows.

BEREAVEMENT

We regret to advise that Paul Lewis of Llewellyn Stud, Christchurch, passed away recently. Our sympathy and thoughts go to Lesley and family at this very sad time.



Paul started breeding Shetland ponies in 1980 with the formation of the Wynyard Stud which was the second Shetland Pony Stud in New Zealand. This stud was later dissolved and he and Lesley formed the Llewellyn Stud with foundation stallion Fireblaze of Marshwood (Imp Aus).

PLEASE DIRECT ALL WEBSITE QUERIES OR SUBMISSIONS TO:

Email: vickiphavord@gmail.com • Tel: 021 102 5405

(emailed photographs to be high resolution & saved as a jpeg attachment)
(posted photographs to be high quality & include self-addressed envelope for return)

FROM THE REGISTRAR.....

Transfers – 22nd May to 10th September 2019

Reg. Number	Pony	Vendor	Transferred To
971NZ	Burravoe Passchendaele	Burrows Family, West Eyreton	J & A Burrows, Oxford.
689NZ	Noble Heights Breac Moon	Burrows Family, West Eyreton	F & S Mclachlan, Cust.
888NZ	Birchlands Caspar	M Cromie, Waimate	A Melville, Waimate.
1076NZ	Beechgrove Foxy	A Price, Timaru	J Ottley, Timaru.
1051NZ	Barnsley Miss Maggie	D & J Humphries, Motukarara	M Smith, Oamaru.
1038NZ	Cotswold Tickleberry	D & J Humphries, Motukarara	K Whiting, Eryewell.
1070NZ	Burravoe Ambrosia	Burrows Family, West Eyreton	S Cusack, Oamaru
892NZ	Toonmalls Celtic Reign	S & O Mason, Oxford	A Buckingham, Ashburton.
1054NZ	Little Hoof Miss Evangilene	L Shaw, Dunedin	N Parker, Invercargill
1036NZ	Murrayfield Hemonie	Robinson Family, Mosgiel	S Harden, Eyrewell
1074NZ	Beechgrove Thunderbird	A Price, Timaru	B & R Woffenden, Leeston
716NZ	Beechgrove Yoghurt	W Muldrew, Wingatui	K King-Turner, Tasman
991NZ	Cotswold Alesha	M Smith, Oamaru	D & J Humphries, Motukarara
499NZ	Riverdowns Chocoholic	A Price, Timaru	A Senior, Timaru
614NZ	Carradale Rose	R Price, Oxford	L Burrows, West Eyreton
1039NZ	Stoney Croft Noble Legacy	J & P Hodges, Rangiora	S & M Harden and J & P Hodges, Eyrewell.
1004NZ	Stoney Croft Pure Harmony	J & P Hodges, Rangiora	J & S Leopold, Rangiora
974NZ	Stoney Croft Paddington	J & P Hodges, Rangiora	R Fitzgerald, Temuka
772NZ	Toonmalls Sweet N Cream	L Shaw, Dunedin	C Hviid, Alexandra
739NZ	Lael Valor	A Green, Warkworth	J Lyon, Kaipara

New Registrations – 22nd May to 10th September 2019

Registration Number		Sex	Pony
1078NZ		Filly	Cotswold Pavia
1079NZ		Filly	Cotswold Caraway
1080NZ		Gelding	Cotswold Hot Toddy
1081NZ		Gelding	Cotswold Arctic Thor
1082NZ		Gelding	Cotswold Rayon
1082NZ FR		colt	Little Hoof Moonshine's Eclipse
1083NZ		filly	Little Hoof Moonshine's Ellegance
1084NZ		filly	Lael Christmas Star
1085NZ		gelding	Lael Sweet William
1086NZ		filly	Birchlands Royal Duchess
1087NZ FR		colt	Birchlands Little Rebel
1088NZ		filly	Birchlands Oh Suzannah
1089NZ		filly	Burravoe Presence
1090NZ FR		colt	Burravoe Patron

FR = Foal Recording for Colts until they are fully registered as a Stallion or a Gelding

FROM THE COMMITTEE.....

How to Use the Society Bank Accounts

If you are paying for annual subscriptions, transfers, registrations, shop items and anything to do with the day to day running of the Society then please use our MAIN account: **03-0826-0071307-00**

If you are entering the South Island Shetland Versatility or South Island Breed Show you should deposit your entry fees into the SHOW Account (this number is always included on the entry form). Entry fees for these two shows only go into this account: **03-0826-0071307-02**

If, for example, a person is paying their annual subscription at the same time as their breed show entries, two separate deposits should be made, one into the main account AND one into the show account.

NZSPBS Website Buy & Sell Page

The NZSPBS Website has a Sale Page. If you would like a NZSPBS Registered Pony or Shetland-related item posted on the page please forward the text, your contact details and a photo to: vickiphavord@gmail.com

Shetland Society Clothing and Promotional Items For Sale

We have stud books, pens, badges and clothing (caps, polo shirts, vests and jackets) for sale.

The Society is about to place another clothing order run so please get in touch soon if wishing to acquire an item.

For more details, item pictures, prices and ordering information contact:

Lorraine Martini Phone: (03) 324 3292 or Email: lorraine.martini@xtra.co.nz

Showing Etiquette Reminder

The following is just a gentle reminder of some basic showing points.

The Pony:

- Ponies are to be Registered, or have an appropriate Foal Pre Naming with NZSPBS.
- The pony must be entered under the registered owner's, or lessee's name, but can be shown by anyone you choose; however, they should ensure that anyone showing the pony on their behalf is familiar with the recommendations and rules for showing.
- Ponies must be clean and not over-processed, keep it clean and simple – remember they are a Native Breed.
- Ponies must be shown in full feather and natural coat, they are not to be dyed or wear make-up and should not be clipped.
- Do not plait ponies' manes, tails or forelocks, tails should be long around fetlock length (use a tail bag to keep tails clean), do not cut bridle paths.
- Show ponies in a suitable bridle with a bit. Youngstock may be shown in a halter (exception Colts over one year), preferably a leather halter with a leather lead. It is not recommended to show in a rope or a "paddock" halter, or use every-day lead ropes for leads.
- Stallions and colts must be identified by an **S** badge on each side of the bridle from a yearling onwards.
- Ensure your gear is clean, brass should be shiny!
- Avoid bling bridles, simple plain brow-bands are preferred.
- If your pony is not well, then **do not** bring it to the show.
- Forbidden substances are not to be used – any animal may be tested for drugs or forbidden substances at any show, refer to the RAS rules and regulations.
- Height certificates are not required for Shetland ponies competing in the Shetland Pony Section at A&P Shows, however Shetland ponies competing in open ring(s) will need to comply with the RAS rules stipulated for that particular ring.

The Exhibitor:

- Wear appropriate attire, there is no specific dress code but jeans, western attire and casual attire are not recommended (exception shows are winter woollies or fun days, unless otherwise specified)
- It is recommended to wear dress pants or a skirt that is contrasting in colour to the ponies legs, some judges prefer this as it is easier to see the ponies' legs when they move out. A matching or contrasting dress jacket is a popular choice. Tops and skirts should not be skimpy or revealing. The outfit chosen should be suitable to run in and the overall look should complement the pony.
- Wear appropriate shoes, black or brown leather shoes with a good sole flat sole are recommended – sneakers, high heels etc. are not appropriate. You will need to be able to run in them on slippery / muddy ground.
- It is recommended to wear a hat, gloves, buttonhole or brooch (women on the right lapel, men on the left lapel).
- Carry a show cane or a cut down dressage whip no longer than 68cm in length including the flap which is not measure more than 2cm wide and 4cm long.
- Wear an appropriately sized arm number holder on your left arm, do not use a breast plate number holder on the pony.

- If you are showing a stallion or colt ensure you have the appropriate identification arm-bands (one for each arm) and bib, refer to the RAS rules and regulations.
- Tie long hair back or tuck it up under your hat.
- Keep jewellery and make-up simple.
- Be confident and smile – you are supposed to be enjoying yourself and this will feed through to your pony, you are there to show your pony off.
- Do not abuse your pony or you may be “yellow carded” refer to the RAS rules and regulations.

In the Ring:

- Both you and your pony should be standing facing the judge unless asked otherwise, ensure the pony is standing on all four legs and you should not be slouching – you should both look attentive.
- Follow the instructions of the judge, if you are not sure of the instructions ask the judge to repeat them when it is your turn to work out.
- Move the pony out well, don't amble along make the pony walk and trot out enthusiastically, be confident in your work out and use the arena to show your pony off.
- Lead out the pony so that the pony is on the judge's side and not you, unless you are asked to change the rein.
- If you have a faster pony, overtake the slower pony on the outside, it is considered rude to pass them on the inside and may block the judge's view of your fellow competitor. If you have a slower pony or one with shorter legs it is advisable to enter towards the end of the class, you should not be the exhibitor to lead out the class if possible.
- Try to control naughty behaviour quietly and firmly, a badly behaved pony can upset other ponies and ruin someone else's day. If your pony is behaving badly allow room plenty of between you and the competitor beside you or move you pony to the back or out to the side, especially if it is a stallion or colt. Remember we all have bad days in the show-ring, shrug it off and move on!

Ring Etiquette:

- Refrain from talking in the ring.
- Smile and make eye contact with the judge it is polite to say good morning and politely answer any questions asked, however the conversation should be kept professional.
- Don't follow other competitors too closely, give ponies room or you or your pony may get kicked.
- Allow plenty of room for stallions and colts – these are identified by an **S** on the bridle, be mindful of these ponies both inside and outside the ring.
- Those not selected for a ribbon line-up should discreetly leave the ring when indicated by the judge or steward.
- Once the ribbons have been given out by the judge the first place recipient will lead the ribbon winners in order of their placings from the ring, usually at a trot.
- Congratulate fellow competitors whether you agree with the placings or not, do not voice your negative opinions.
- You should attend the show's Grand Parade, this is especially important for those winning Reserve Champion, Champion and Supreme sashes, it is also nice to support the person with the pony that won Supreme.

All Shetland classes at A&P shows run under the rules and regulations of the RAS and the NZSPBS, a list of all current rules and regulations can be found at the following link <http://www.ras.org.nz/about-ras/rules-regulations/>

For the NZSPBS regulations and the breed information for showing please refer to the NZSPBS Website under the “Forms” and “Shows & Stud Book” tabs or at the following links:

<http://www.shetlandpony.org.nz/NZSPBS%20Regulations%202017.pdf>

<http://www.shetlandpony.org.nz/NZSPBS%20Approved%20A&P%20Show%20Inhand%20Classes%202017-18.pdf>

<http://www.shetlandpony.org.nz/Shetland%20Pony%20Standard%20of%20Excellence%202017-18-1.pdf>

FROM THE NEWSLETTER EDITOR.....

The increasing daylight hours are just wonderful as we shift into the warmer season don't you think? Spring's arrival has been highly anticipated here at Double H Stud as my family and I await our crop of foals. The sleepless nights do take their toll (typing with blurry eyes but oh so worth it) and my hat goes off to each and every one of you currently on foaling duty! I love hearing about your new arrivals, so if you have foals due this year please do share a photo (along with sire and dam details) and any write up if wished, so I can include in the next newsletter for the Foal Feature segment.


For many of you, winter would have signified a winding down of activities, something which I'm sure our ponies (and owners) have rather enjoyed but just like that the shows for in-hand, riding, and harness are just around the corner – where does time go?! I wish everyone a successful and enjoyable show season and may the weather be sunny on Saturday mornings!

I endeavour to do my best to include all show photos from around New Zealand but I need your help to make that possible, so PLEASE do remember to take a photo and send it through to me promptly at sjharden4@hotmail.com so we can share everyone's ponies out and about and if you have an event in your area let me know so I can include a notice to inform others who may be interested.

I wish to say a big thank you to all those members who send through information and on time, it makes my job a lot easier! This newsletter is for all members to participate and share their love of Shetland Ponies. When you send through items you are helping to create a varied newsletter for all to read.

Till next time

Sarah Harden – Newsletter Editor.



AREA REPRESENTATIVE REPORT – MARIANNE SMITH, SOUTH CANTERBURY / NORTH OTAGO AREA

Hi Everyone,

Wonderful to have finally reached Spring, our daffodil paddock is just starting to become a mass of colour, so lovely to see the lambs next door thriving with the warmer weather.

My "Lovely Ladies" are starting to drop their coats and the birds are happy as they are picking their hair up for their nests. Miranda is due to foal in November so looking forward to that as her last foal had to be put down. Maggie has just started to be "mouthed" & seems to be enjoying having something to do.

In July I went up to McCraes above Dunback with my pig hunting friend Kurt. The damage the wild pigs do to farmland, rutting the ground can take months to restore back to the original condition. It was a glorious winter day. Before we started Kurt gave me a walkie-talkie to keep tabs on me in case I got lost in the bush! Kurt has 3 pig dogs who all have G.P.S. collars so they can be traced at all times.

The ground was steep and in places it was difficult to negotiate the scrub and tussock. We spotted a boar in the distance and the dogs managed to pick the scent up. The chase was on and eventually it was caught.

Strange as it may be, I have always wanted a photo with a pig on my back however the last time I went pig hunting I had my good Kathmandu Jacket on and realised that the jacket would never be the same. This time I was prepared and had my 'olds on', the boar was approx. 135lb (61 kgs), so it was a good thing I was sitting down for the photo shoot 😊

I thought you might like the following recipe something to munch on at a show or perhaps out for a drive with your ponies.

Shetland Droppings - so very yummy 😊

Ready in 1-1/2 hours.

Makes 30.

Ingredients: 175g butter, 3/4 cup brown sugar, 3/4 cup castor sugar, 2 eggs, 2 1/4 cups flour, 1 good teaspoon baking powder & 2 cups chocolate drops or chips.

Method:

1. Beat the butter & sugars together until light & creamy. Add the eggs one at a time beating well after each addition.
2. Sift the flour & baking powder evenly over the creamed mixture. Sprinkle the Chocolate drops or chips over & fold together. (I add an extra 1/2 cup of flour so the mixture is a bit firmer)
3. Place heaped tablespoons of the mixture onto a baking tray with baking paper leaving room for the biscuits to spread.
4. Bake at 180 degrees for 20 min or until the biscuits are beginning to lightly brown & firm to the touch. Transfer to a cake rack to cool. These biscuits will keep well in an airtight container.

Have a great spring & have fun with your ponies whatever activity you do with them 😊

Marianne



Marianne Smith out pig hunting.



Barnsley Miss Maggie.

AREA REPRESENTATIVE REPORT – BERNADETTE WOFFENDEN, CANTERBURY / UPPER SOUTH ISLAND

We have had a pretty good winter this year and the grass here in Ellesmere hasn't stopped growing so the ponies have kept their condition well. Spring is well on the way with lots of daffodils, blossom and ponies beginning to lose their winter coats.

We are very thrilled to have a new yearling colt and potential sire at Lael Shetland Pony Stud. We have purchased Beechgrove Thunderbird from Andrea Price. He is by Cotswold Aristocrat out of Cotswold Mockingbird. We feel very privileged to have had the opportunity to purchase him and believe he will prove to be a lovely cross with our mares.



Above: Beechgrove Thunderbird 1074NZ



I am enjoying sharing the ponies with my two granddaughters who seem to love them too. This photo above left is of Florence having a moment with Rose-Eyre Hollyhock. They both like riding Narrandera Yuletide double bareback and she is quite happy with the arrangement (photo above right).

The 2019/2020 show season is about to begin and so I am looking forward to seeing many of you out and about.

Bernadette Woffenden,

Lael Shetland Pony Stud, Leeston.


AREA REPRESENTATIVE REPORT – KATHY DRAKE, WAIKATO UPPER NORTH ISLAND

Spring has arrived. Fortunately winter up here was mild and the rain didn't really arrive until July and the mud didn't start until August, but this was pretty short lived and we are now back to paddocks dry enough to put the Cambridge roller over to flatten out the hoofprints and hopefully have nice flat paddocks going into summer. I really don't think the grass ever stopped growing this winter so even though I am over horsed—6 ponies and 1 cow on 7 acres! I have come through the winter with grass still on paddocks and even my old girls have held their weight well. Hay is still plentiful at around the \$12 a bale figure which is so different to the \$20-\$25 a bale it was fetching this time last year.

Daylight saving and School holidays are about to start, so the ponies will be rudely awakened from their very intermittent rides over the winter months. I can see I am going to be pretty busy removing a heap of fluff and mud and the paddocks will be covered in white, black, bay and chestnut hair, much to the delight of the birds who are busy nest making. One purchase I have made over the winter months which I know will be well used, are lovely little plaited brightly coloured nylon reins. These were specially made in 'Shetland pony' length as normal pony reins always necessitate a knot in the end. These little reins are ideal as the kids naturally pick them up and hold them correctly as there isn't heaps of extra length getting in the way. And it doesn't matter if they drop them because they just sit on the neck. I got them colour matched to my little Shires fleece halters purchased from the Warehouse. The lovely lady who made them has a huge colour range available. If you are interested, I can give you her contact details. \$20 a pair without the clips, and they are cheap and easy to post.

I have had an enquiry from a local showing family who are interested in purchasing some up-to height Shetlands in the hope of starting up ridden Shetland classes locally. They need to be top show quality and between 10hh and 10.2hh. This is a genuine enquiry from an experienced show family and the ponies would be handled and turned out impeccably. Age and sex not important— geldings quite acceptable because they are not at this stage intending to breed. Don't need to be under saddle as they have the experience to start themselves. They have looked locally without success, so are happy to travel to the South Island to get the right ponies. If anyone has something suitable—and I know ponies of this size and quality are sort after and scarce—could you please contact me.

By the time this newsletter arrives on your desktop or in the mail, foaling will be underway. Good luck to everyone with in-foal mares and we are looking forward to photos appearing on the facebook pages of your latest little fluffy babies.



Kayne test riding the new reins on Narrandera Sateen.



Gleneagles Creme de la Creme modelling the purple reins.



Gleneagles Ebony modelling the green reins.

I thought you may like to know that two photos entered in this year's AGM Photo Competition in the Shetlands and Other Animals section have an interesting back story. When Jeffrey Jones purchased an ex Deer farm in Kumeu, North Auckland, the previous

owner was still in the process of removing or culling the herd. When he came across a fawn which was only a few days old, he decided that rather than it end up being culled, he would save it. It was Christmas eve in 2006. He carried it back to the house and hand reared it inside on milk powder. 'Catalina' as she was named, has now moved with Jeffrey to his new property in South Head and happily shares a paddock with Birchwood Spotlight and Cotswold Canasta.



Catalina with Birchlands Spotlight and Cotswold Canasta



Catalina with Birchlands Spotlight

Kathy.

AREA REPRESENTATIVE REPORT – ANN ABERNETHY LOWER NORTH ISLAND AREA

The past three months have been an eclectic mix of weather from wet and cold to warm and sunny varying from week to week, day to day and even in just one day –it must have made the forecasters job rather nightmarish! However, the soil temperatures have remained warm enough for grass growth resulting in expanding waist lines on ponies. With spring on our doorstep, I know I am going to miss not having foals arriving however I wish members a successful foaling season and look forward to photos of the new arrivals.

My pony numbers are now down to seven with several being 'ride and drive' ponies. Unfortunately, hubbies ongoing health and mobility issues will again limit opportunities to compete but I am enjoying promoting the ponies in other ways (and I don't have to remember dressage tests and obstacles).

Our most important outing recently has been the 'official' 125 celebration of the 'birth' of the township of Taihape with the ponies fully involved. Huntingdon Bliss and little Rockisle Black Onyx looked smart in their new tartan rugs (thanks to Kathy Drake for the helpful hints on making them). Once again, the ponies were amazing taking everything in their stride from the bagpipes to bouncy castles. The positive comments and smiles from the children make the effort involved worthwhile.

Best wishes to all


Ann.

Photo on right: Rockisle Black Onyx with her Gumboot sledge waiting patiently to enter the pavilion to give out prizes.






Rockisle Black Onyx leading the parade down the main street.



MacKenzie sharing a quiet moment before heading the parade through town.



Huntingdon Bliss and helper MacKenzie Russell ready to give rides.

IMPORTANT NOTICES!!

SOUTH ISLAND SHETLAND RIDDEN SHOW

NOTE: This show will only cater for Ridden, First Ridden and Lead Rein classes, there will be NO Long-Reining or Harness events

Date – 7th December 2019

Location – Lesley Lewis's Property, 530 Marshland Road, Christchurch

Schedule – Available at a later date on the website, www.shetlandpony.org.nz

Classes – Ridden, First Ridden and Lead Rein

Schedule – Available at a later date

Secretary – Bernadette Woffenden, phone (03) 324 3271 or email laelstud@xtra.co.nz

Trophy Winners 2018 – Please remember to engrave and clean your trophies and return to Lesley Lewis prior to the show or on the day of the show.

SOUTH ISLAND SHETLAND BREED & HARNESS SHOW – 23rd ANNUAL SHOW

Date – Saturday 25th January 2020

Location – Ellesmere A&P Showgrounds

Schedule – Available at a later date on the website, www.shetlandpony.org.nz

Classes – Best Presented, Paced, Mannered, Breed and Harness Classes

Secretary – Lorraine Martini

Phone: 03 324 3292 or 0278 0272727

Email: lorraine.martini@xtra.co.nz

Trophy Winners 2019 – Please remember to engrave and clean your trophies and return to Lorraine Martini by 20th December 2019. Please contact her to organise their return.

2020 AGM
Hosted by the Canterbury Area

Location – Ellesmere, Canterbury. AGM and Stud Tours

Date – 16th & 17th May 2020, AGM Meeting on 16th May 2020

AGM Venue – Leeston Bowling & Tennis Club, 47 High Street, Leeston

Accommodation:

Lincoln Hotel, 2 Gerald St, Lincoln 7608, Phone (03) 325 2408

Leeston Hotel, 109 High Street, Leeston, Phone (03) 324 3734

Crate & Barrel, 3 Market Street, Leeston, Phone (03) 324 4000

Enquiries – Lorraine Martini

Phone: 03 324 3292 or 0278 0272727

Email: lorraine.martini@xtra.co.nz

SHETLAND AGM AMATEUR PHOTO COMPETITION – 2020 AGM

Sponsored by the Burravoe Shetland Pony Stud

Keep your camera handy and snap some great photos for entry into the very popular Shetland AGM Amateur Photo Competition in 2020. There are six categories in which to enter:

Group of Shetlands (two or more)

Foals or Mares and Foals

Individual Shetland

Shetlands at Shows

Children and Shetlands

Shetlands and Other Animals

A request will be made closer to the 2020 AGM to send your photos in.

Please forward any queries to Lucy or Fiona Burrows, (03) 312 5982, email eudunda.ram@xtra.co.nz

SHOW RESULTS REMINDER


Please ensure a designated person on the morning of a show records all placings and sends through to Show Result Coordinator Catherine Crosado. A lot of time and effort goes into organising End of Year Awards so please help make the process as smooth as possible.

**A simple trick is to write in catalogue as classes are completed and snap a photo of the page and send it through. **

Please also remember to take photos when out and about competing and send them through to the Newsletter Editor so you can be included in photo results in the Newsletter.

Thank you 😊

BUT YOU SHOULD PUT SMALLER WEIGHTS ON HIS BACK
BEFORE ATTEMPTING TO MOUNT HIM YOURSELF



SHETLAND STEEPLECHASE REPORT

By Lesley Lewis

I know - I did say that last year would be the final Steeplechase, but then that continued into this year with our Horse of the Year Steeplechase, and well, here we are again so I thought I would commit myself to another year – the 21st year of the Shetland Steeplechase.... 😊

So, I am back into the organisation of this big event and have chosen my team of 8 riders. This proved to be fairly challenging to say the least, like I knew it would be, as I only had 3 of the original riders left in the team due to children outgrowing the ponies. Those riders are gutted that they have grown of course, but now they will move on to the next phase in their lives and will always remember this great experience. Of the remaining 3 riders, one has been with me for 3 years and the others were new last year, and this inexperience is a problem I have not had to deal with before. You wouldn't believe how hard it is to find children who are both good, confident, kind riders and fit within the height and weight parameters I have in place. Anyway, with the help of many contacts I now have a complete team of very enthusiastic young riders, so fingers crossed.

Our ponies remain the same as last year and HOY and are:

Cotswold Burbury and Cotswold Brocade (both owned by Diana and John Humphries); Llewellyn Moody Blue, Llewellyn Spellbound, Llewellyn Melina, Llewellyn Merlin, Cotswold Foxfire and Beechgrove Basil Brush (all of which I own).

Our riders are:

Charley Regos, Sophia D'aldry, Penny Carter-Scofield, with our new ones – Eva Wylaars, Neah Robinson, Jasmine Ginnever, Kate McDonald and Georgia Grant.



Our sponsors are:

- Agrisea (who sponsor product – their wonderful Seaweed based liquid Mineral supplement)
- Apparel & Merchandising Solutions (Paul's nephew, who has been sponsoring Foxy for 12 years, and still Foxy has never won the race for him)
- Beck & Caul (Geoff Bone and the Event Management Team at the Canterbury Agricultural Show – who can't do enough for us and are just an awesome team)
- PGG Wrightson Rangiora – they sponsor hard feed (Mark Harden is the Manager and huge supporter of the Steeplechase. He and Sarah have the Double H Shetland Stud. Sarah is our great newsletter Editor.
- R J Civil – Both Managing Directors have daughters who competed in the Shetland Steeplechase for many years, and they continue to remain loyal to us.
- Sefton Riding Centre – the Grigg Family – (they provide truck transport as their sponsorship). Both their girls rode in the Steeplechase for many years. They provided truck transport to HOY this year too.
- Zealandia Nurseries – New sponsor - based locally in Marshland. Two of their children rode in previous Steeplechases for many years, and the youngest sibling, Eva, is new to the team this year.
- Protranz – New sponsor, who were a massive sponsor and support when we took our team to HOY this year. Daughter, Sophia, joined the team last year and is riding again this year.

Sponsorship covers such things as hay, any additional hard feed, Saddlery repairs (and we always have these as the pony pads are not as robust as saddles and need constant repairs which are hugely expensive), Mucking Out wages, the Pizza and Fun Day, BBQ lunch on Steeplechase Day and incidental expenses.


Official training will not commence until 4th October (as I will be in Australia prior to this utilising my Ambassador of the Year Award at the Royal Melbourne Show) but most of the ponies are currently being ridden 3-4 times a week so will be reasonably fit by the time the serious stuff starts.

I hope you all have uneventful foaling experiences and enjoy the special times with your ponies. *Lesley*

CUST WINTER WOOLLIES SHOW.
Photos submitted by Sarah & Mark Harden



Champion Shetland Beechgrove Aurora the Night and Amanda Coffeey.




Reserve Champion Shetland Stoney Croft Noble Legacy



Gill Lyall with Beechgrove Misty Magic



Isabella de Roo with her pony Mouse.



Fairbrother family with Narrandera Opazz



Sienna Harden with Narrandera Yaxley.



Line up of competitors at Cust Winter Woollies.

CAVALCADE 2019 – ‘GIDDY-UP GANG’ ADVENTURES.

Submitted by Karen Wilson.



Andrea Price, Karen Wilson, Jean Reid and Josh Otley.

History of the Cavalcade.

In 1991, the First Annual Cavalcade re-traced the historic journey of Cobb & Co. Coach's journey from Dunedin to the Dunstan Goldfields, via the Dunstan Trail. The Cobb & Co. Coach first left the Provincial Hotel in Dunedin on November 22, 1862. On November 22nd in 1991, the first Cavalcade left from Rockland's Station, near Middlemarch, and headed inland for the Dunstan, to end the journey at Cromwell. Over 220 people participated in the inaugural Cavalcade, with 240 horses, a Gold Coach, wagons, carts, gigs and buggies.

Cavalcade 2019.

Each year a destination is sought and the different trails have seven days to arrive at the final destination. Trails include:

- 4 Horse Riding Trails.
- 2 Harness Trails – Heavy Harness and Light Harness
- 1 Trail Run
- 1 Walking Trail
- 1 Tramping Trail
- 2 X Mountain Bike Trails

Each Trail has a Trail Boss whose job it is to plan the trail each year. He or she is assisted by wranglers who play a vital part to ensure the safety of all participants. Camp moves most days until finally reaching the host town on the last day. All trails converge and the finale day is a parade through the host town followed by the famous hoedown at night.



The 27th Annual Cavalcade took place in February 2019 and the chosen destination was beautiful Lake Hawea. The theme of this year's Cavalcade was "Riding High to Hawea" and it had the largest numbers of attendees ever recorded.

The Giddy Up Gang were lucky enough to be given permission to take part as a trial. It would be true to say there were some whom did not hold the faith in our wee ponies as we do, so we had a job ahead of us to win them over.

We had a total of 7 Shetland Ponies. The team consisted of: Andrea Price driving Beechgrove Tatties Girl (Tattie) & Beechgrove Dolly Bird (Dolly) in 4 wheel carriage in pairs. Josh Otley driving GreenHill Honey (Honey) & Beechgrove Rosie (Rosie) in a 4 wheel carriage in pairs. Jean Reid driving Lewellyn Checkmate (Malcom) as a single and myself driving two ponies Shilmaine Sophia (Sophie) & Beechgrove Cappuccino (Lilly) turns in a single carriage.

The heavy harness as the title suggests is specifically for the heavier type horses. This trail has heavy carts/wagons so takes more time to negotiate some of the more extreme hill terrain. Riders are also welcome to take part in this trail and separate from the carriages from time to time to climb higher where the carriages are unable to negotiate. They play a vital role as they can be called



to assist with the heavier carriages should the need arise. Our trail this year had a total of 12 Harness Combinations. These were made up of five carriages with mainly Clydie type horses in harness, some pairs and some singles, three impressive wagons from Erewhon Station – two of whom had teams of six beautiful Clydesdales three a breast and the remaining RM Williams wagon had a pair of Clydies. Then of course there was us - 4 Carriages – 7 adorable Shetland Ponies.

We met at Shirlmar Station on Goodger Road in the Lindis Pass. Once set up a meeting ensued and our Cavalcade Enrolment Packs were distributed this was followed by a thorough briefing giving us important information as to the week ahead of us.



Sunday morning dawned we were all up early. Our early morning rituals consisted of Breakfast prep/pack for the day ahead. Our carriages had to contain all our H2O supplies for us and our ponies. Lunch/Snacks for the day, emergency gear in case of breakages, clothing wet weather gear to cover all scenarios depending on what the day threw at us. Sun Block/Repellent Phones etc. Our ponies were feed and then harnessed up less there bridles we then proceeded to the closest fixed fence in the near vicinity where we could secure them too. All our own electric fences were taken down and packed in our vehicles. The area they contained was tidied etc. Next task was to start the vehicles and be ready to move on the dot of 8.00 am which was when we were

instructed to follow in convoy to the next nights' accommodation. Once we had arrived at Day 2s location no time to dilly dally it was a brisk walk or sometimes run to the two awaiting horse trucks - our mode of transportation back to our ponies. First day we chose the one which was consisted of truck cab with an open air type metal crate - plenty of ventilation but also a very efficient dust trap. It rattled, crashed and banged all the way back to 'Shirlmar Station'. Lesson learnt from then on we chose more carefully when it come to our return trips back each day.



There was much excitement and anticipation from drivers/riders as well as the ponies and horses. Once harnessed we all got the word to move out. It was decided we would travel at the rear for the first couple of days leaving a gap of 100 metres or so. This was to give the others time to get use to us and not be threatened by our menacing stature. Day One proved to be our longest driving day. Our route started with us driving out the back of 'Shirlmar' and then heading up over the back of 'Cluden', Long Mile and 'Timburn' Stations. The terrain was varied all the day, along with the weather. Early on we encountered a large zig zagging pull up out of Shirlmar. As we were at the back of the trail we had to wait for all the larger wagons plus all the riders to negotiate the climb stopping for a feed and H2O as they navigated the climb. This took quite some time and we had a good 45 to 60 minute wait at the base. Once our turn arrived the ponies leapt into gear and were probably up the top within 10-12mins or so. The day was pretty relaxed after this nothing too strenuous we covered a distance of approximately 25 kilometres whereas the riders had a choice of covering 32km taking a different pass until we eventually met again at the Otago 4WD Camp Site on the banks of the Lindis River.

As we were arriving at camp from the other side our last task was to negotiate the River which although it was not wide, it proved to be fast flowing and extremely cold. The ponies didn't seem to mind too much apart from Malcolm who didn't want to get his boots wet and when he eventually did go in he wouldn't get out! Jean had a bit of bad luck as once moving Malcolm chose a particularly rocky course through the river which caused her to lose her wee tool kit. It unfortunately jumped out of the space where it was wedged at the base of her cart. There was a good number of spectators lined up on the banks looking forward to see how our ponies navigated the river. Despite desperate attempts the tool kit proved too quick and was lost forever down the Lindis River never to be seen again. Our Camp Site was really nice, lush and green and surrounded by willows. It was complimented by the beauty and the musical sound of the River in the background. Our ponies thought they had died and gone to heaven when they saw the grass. Much to their disgust we managed to house them in a handkerchief size area for the night. The camp was fortunate enough to have 4 shower facilities heated by a very efficient wood fed pot belly stove. Although it was early in the piece, we decided it was best to take a shower when it was available as we didn't really know when our next one would be. A great social Pot Luck Tea followed and some tired drivers and ponies headed off to bed earlyish to get our beauty sleep for the next day's adventures.

Day Two dawned and we were met with a frosty chilly start to the day. As the camp had no fences, we had to find a suitable area to house them whilst we moved vehicles. On this day we tied them to large logs and willow trees and hoped they would behave themselves until we got back. Today our destination was 'Long Gully Station'. Arriving back to camp in the alternative truck we proceeded to prepare the ponies and awaiting the call to move out. Traffic through the Lindis Pass was stopped whilst we all exited the camp and crossed the main highway. It looked very impressive to see approximately 108 horses' riders and drivers plus wagons crossing the road. This day we drove over paddocks gravel roads and 4wd tracks amongst the hills but nothing too strenuous. The riders again departed our company and regrouped later in the day. As we were driving along a little voice piped up from the back. "Oh No", - Jeans tyre had gone down. Our Pit Crew consisting of Andrea and Josh jumped into action and had that tyre pumped up in lightning speed. Crisis averted or (so we thought.) Usually Tony our trail boss is the tail end Charlie following behind us in his muscly Chev. But earlier in the day we had stropo Clydie throw a hissy breaking one of the shafts on its cart. The Horse was then ridden the rest of the day but Tony left us to take the wagon to Tarras for running repairs. Of course, this meant the Gang was left to its own devices, and should we have any issues there wasn't back up so to speak to assist us. As we were some 5or 6 kms from our base camp the roads were very gravelly and that wee voice piped up again - "Help its done it again". This time despite the efforts made by the excellent crew the tyre could not be rehabilitated enough to get us up and running again. At the same time we had caught up with 'Louise' (whom was part of the Erewhon Group.) Louise is a keen tramper and could often be seen out of the wagon pounding out the miles on foot. The decision was made to hide Jean's gig in the trees and Louise lead Malcolm off the back of Josh's wagon whilst Jean rode behind Andy on her 4 wheeler. Much discussion was had about what the Erewhon team would think of Louise 'Seeing the Light', turning her back on the Clydesdales in favour of the Shetlands. We decided

we should (up the ante) and make things more interesting so Louise was organised to swap seats with Josh and drive his girls into camp. This proved to be the start of a good relationship with Erin, Colin and the Erewhon team. Lots of fun and laughs were had for the remainder of the Cavalcade in their company.

We enjoyed our stay at 'Long Gully Station'. As we had had a shorter day driving, we enjoyed some great social time during the afternoon and evening. That night we were treated with a lovely catered meal provided by the Hawea Play Centre Group which was a welcome change from making our own mash ups in the float.



Next morning dawned and we were met with a pretty nice day. Our early morning routine of shifting of floats etc. completed and ponies were ready to go. We could see the fairly steep pull out of camp ahead of us. Many of the Harness combinations chose to take the alternative route around the road. While we waited, I noticed a van with the children from the Hawea Play Centre watching our departure from quite some distance away so Lilly Sophie and I went over to see them. To our surprise we were then interviewed by the children and it was great to see the delight and smiles on their faces as they proceeded to get up close and personal with my wee girls. Not long after we set off up the hill it was the steepest we had encountered and there was no area to have a break

as it was a steady steep climb until we rounded the top corner. From here we followed the track around the side of the hill. The views were amazing and it was easy the highest in altitude we had encountered. At times we could even see glimpses of Lake Wanaka it was spectacular driving. Gradually we headed back down to the valley floor where we travelled along some tar seal for a short period before arriving at our camp. This was one of our favourite day's varied, challenging, very scenic and rewarding seeing and realising what in fact our little ponies were capable of. From here the plans for our next camp changed we were to travel round the hills similar to the previous day but steeper in parts. Since this year the region was tinder dry the landowner owner pulled the pin on us camping at his station. Fire is a big risk in these parts. With metal wheels on some on some of the wagons plus pretty much all horse's being shod (apart from our ponies which wore full sets of Equine Fusion Boots) the risk from sparks could prove catastrophic so the call was rightly up to the landowner. We then were navigated to another farm closer to the flat of Hawea. This night the land owners young family came over to visit and the children enjoyed riding Sophie and Lilly around their small pen.





Wednesday was to be our second to last move before finale day. We actually stayed at this site for three consecutive nights. Much of the harness driving was on the roads to this camp site which was overlooking Lake Hawea. It had breath taking views of the mountains behind the beautiful Lake Hawea itself. The day again gave us a bit of everything we all


rugged up well and luckily we were able to tuck in along a road shelter belt which assisted in protecting us from some of the rain for much of the journey. The following day we set off on a very leisurely drive to Timaru Creek Camping Ground where it enters Lake Hawea. The drive was very relaxed and the conditions were perfect. We had a lovely picnic lunch followed by paddles and swims for those riders and ponies which chose to do so. Lilly and Sophie decided to venture in up to their hocks. The lake edge had a bit of a shelf which if we had attempted to go out any deeper would have gobbled us up completely. As we were about to leave Jean noticed a problem with her tyres. (Do you see a theme appearing here???? ??) Jeans gig was abandoned again and Malcolm yet again relegated to behind Josh's cart for the return trip to camp. Now understandably Jean was feeling a bit despondent when Erin pulled up with one of the team of 6 and instructed to Jean hop on. Jean was hoisted up and she drove home behind a team of 6 beautiful Clydesdales. She even was given the reins and was controlling the back 3 for much of the journey. It was a great moment for Jean, something I'm sure she will remember for the rest of her life.




Jean's gig was then placed on the back of the Chevy for its journey home. Back at HQ (I've always wanted to say that) we did consider putting a For Sale sign on 'Malcolm' but we had other pressing matters to attend to as this evening was our Trails Party Night. We had to dress up in fancy dress. Our group appeared as Charlie and his Angels with a twist- all minus Jean, she had been adopted by her Clydesdale friends. Before you could say "Shiver Me Timbers" she was transformed into a fierce wee Pirate complete with hook for a hand. The rest of the Erewhon Pirates were pleased with their new recruit. Meanwhile we were given our friend Louise who for the night became the third Angel in Charlies Team. We were to have this celebration in a Hay Shed at our camp site but plans changed and it was decided to move venues to the Hawea Flat Hall. This meant we needed to get there by vehicle our new friends from Erewhon kindly offered to take us in their float along with the rest of their team. Now a word of Warning if the Erewhon team kindly offer to give you a ride BE SURE TO SAY NO!!!! The float was used for sacks of grain to feed there Clydies so we all stood where we could find a gap and we set off on the journey some 5 kilometres back down the road towards the Hall. As we were all relaxed and comfortable looking forward to the evening ahead, the brakes suddenly locked up causing an unfortunate chain reaction Andy went down and fell between two bags of grain, I followed and landed on top of her followed by Josh then Jean was the icing on top. There was shock and bewilderment followed by a heck of a commotion and an awful lot of laughter which actually prevented us from detangling and getting up. Now you would think with a short wheel base which our Shetlands are well known for we should have been more stable in this type of situation but in this instance, I can honestly say we were not. We started to regain composure it did not go unnoticed that all the tall long leggy Clydesdale Crew were

standing firmly and had maintained their balance seamlessly throughout the sudden stopping of the vehicle. (Me thinks we may have been set up).

This evening was where all badges and certificates were handed out and a kangaroo court took place which was very amusing. Thank goodness we didn't get fined we were on our best behaviour as we wanted to be able to take part in future cavalcades. A bit of a dance took place and it was a great night. It was also during this evening that an open discussion took place if the Shetland Gang should be allowed to come back in future. We were all given an enthusiastic cheer of approval along with a standing ovation. So needless to say, we were all feeling pretty pleased with ourselves and our ponies.



A quiet start to the day ensued and was followed by a road trip to the Lake Hawea Service Station where (you guessed it) we purchased more tubes and repair kits for Jeans troublesome tyres.



Saturday dawned with a beautiful clear sky and it looked to be fantastic day ahead of us. Our last vehicle and float shift took place to the final destination - the Muster Station at the old Hawea Flat Race Track. All eleven trails converged here for the finale - so space was at a premium. Once back to camp the ponies were harnessed up for the last time. We had a bit of a wait before moving off so took the opportunity to get a photo of the Shetland teams amongst the large Clydesdale teams and wagons. We then left with our group and paraded through the heart of Lake Hawea. Many residents and tourist alike lined the streets to cheer us on. It was a lot of fun a great experience which left us all with a rewarding sense of achievement to think yes our ponies had not only taken part in the heavy harness trail but competed it with relative ease. The children were delighted to see the ponies and we did laugh as we heard the comments from some of them. One was heard to say "Look Mummy, look at the foals" another said "Don't worry little pony you will grow up someday". As we got drove down Domain Road

word came to us that the Trail Boss Tony and Head Wrangler – Kaye had chosen us to lead in the parade. We were all very honoured and took our place at the front of our trail awaiting the word to commence into the domain. A gap was left between each group and we followed one of the 4 ridden trails. Josh took the Heavy Harness sign and flag and carried it with pride throughout our parade. Once at the racecourse we were blown away with the amount of people that were lined up around the track to see us all come in. After two rounds of the course we unharnessed the ponies for the last time before we were to bring them back to their respective homes the following day. Afternoon was spent catching up with people we knew checking out the stalls and preparing for the Hoedown celebration that night. The Hoedown was attended by many Cavalcader's alike, it had a very good band which played great music. It was a very enjoyable and entertaining evening.



The following day we packed up, loaded up once again and proceeded to travel home to our respective locations – Timaru, Dunsandle and Mandeville North. Well that is about it, there is much more I could tell you but I will save it for the next one which is Millers Flat – Roxburgh Region to Pateoroa – Ranfurly. 'Pick your pace to Pateoroa' is the theme. Needless to say, we are all looking forward to preparing ourselves and ponies for this. I would have to say this was the most pleasurable, challenging but most of all fun

harness driving I have ever done, one I hope to be able to do much more off in the future. All the training and preparation was thoroughly worth it and to be fortunate enough to have such an awesome adventure with good company making some great memories for years and years to come.

Thank You

Karen Wilson



SHETLANDS AT THE SANDY STANWAY DEMONSTRATION DAY.


Submitted by Catherine Crosado.

Photo credit to Sue Dunn and Simon Lewis.



Owlca Little Flier 872NZ owned by Sue & Stew Dunn of Kaiwood Shetland Pony Stud & Duncree Hickory Hakim 847NZ owned by Catherine Crosado of Duncree Shetland Pony Stud, flew the flag for Shetland ponies at the Natural Horsemanship Celebration that was held in Canterbury.

Around 100 spectators turned up to watch eight five-minute demonstrations that were set to music and after the demonstrations there was a meet and great. The Shetlands were very popular with the crowd and did much to dispel the myth that is so often heard that "Shetland's are nippy little beggars".




****REMINDER****

Dear members, please note you can find copies of the Schedule of Fees, End of Year Show Rules and Entry Forms for Harness, Ridden, Lead-Rein and Young Handler Forms directly on the website. Please remember no late entries will be accepted for any end of year forms. They are due in by 1st May 2020.

<https://www.shetlandpony.org.nz/forms>

A list of the current shows that normally include Shetland classes can also be found on the website or by visiting Showday online <https://showday.online/>

THELWELL CARTOONS



Disclaimer: Information provided in this newsletter is for entertainment purposes only. While every care is taken during the compilation and editing of the New Zealand Shetland Pony Breeders Society (Inc.) newsletter, the Society and the Editor does not accept responsibility for any errors, omissions or information held within the newsletter.