

Architect:

Thomas McInerney ARCHITECT CT
 www.thomasmcinerney.com
 1208 MARKET STREET - IOWA CITY, IOWA 52240
 319-331-0365
 thomasmcinerneyarchitect.com

ITEMS SHOWN ARE DIAGRAMMATIC AND ARE SHOWN FOR THE LIMITED PURPOSE OF INDICATING PROPOSED LOCATIONS OF THE DESIGN. CONTRACTORS SHALL PROVIDE WORK IN ACCORDANCE WITH ALL APPLICABLE CODES AND REGULATIONS REQUIRED BY THE AUTHORITY HAVING JURISDICTION. THE CONTRACTOR SHALL COORDINATE THE INSTALLATION OF NEW SYSTEMS WITH EXISTING SYSTEMS.

Thomas McInerney Architect reserves the right to determine a fair and equitable solution to any problems, mistakes, oversights or hidden damage. Please do not hesitate to phone our office at 319-331-0365, especially immediately upon discovery a conflict with the Scope of Work.

Please do not instinctively produce a solution or proceed with work that would result in a change order requiring reimbursement by the owner.

Any solutions outside this policy shall be with prior approval and will be at the franchisee's or contractor's expense.



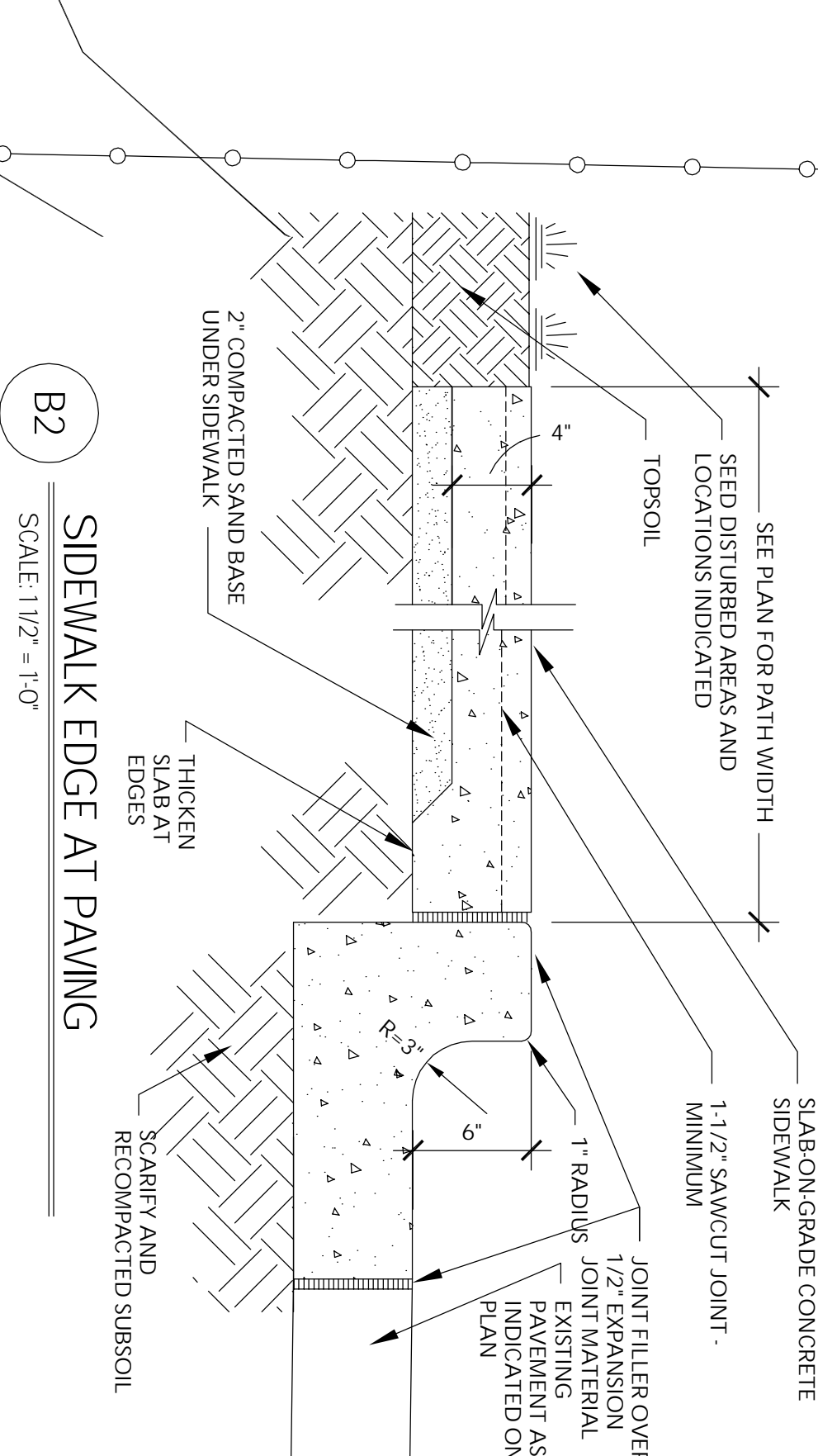

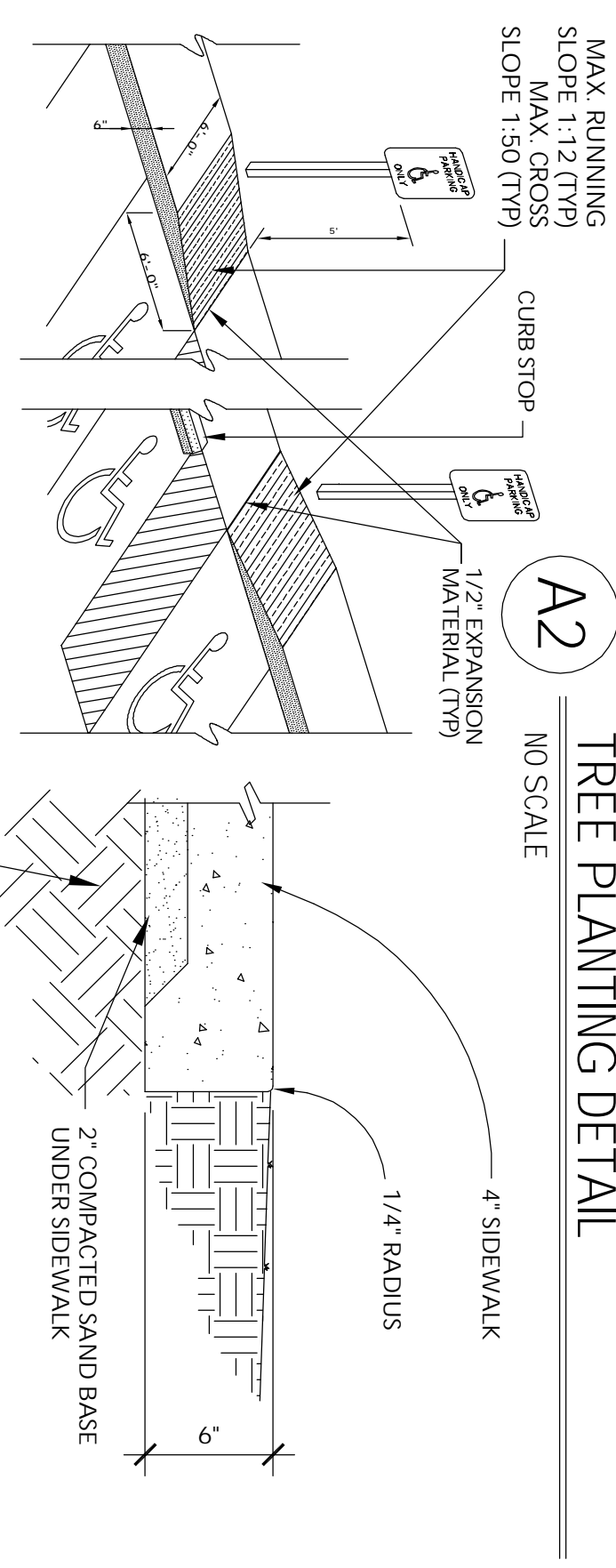
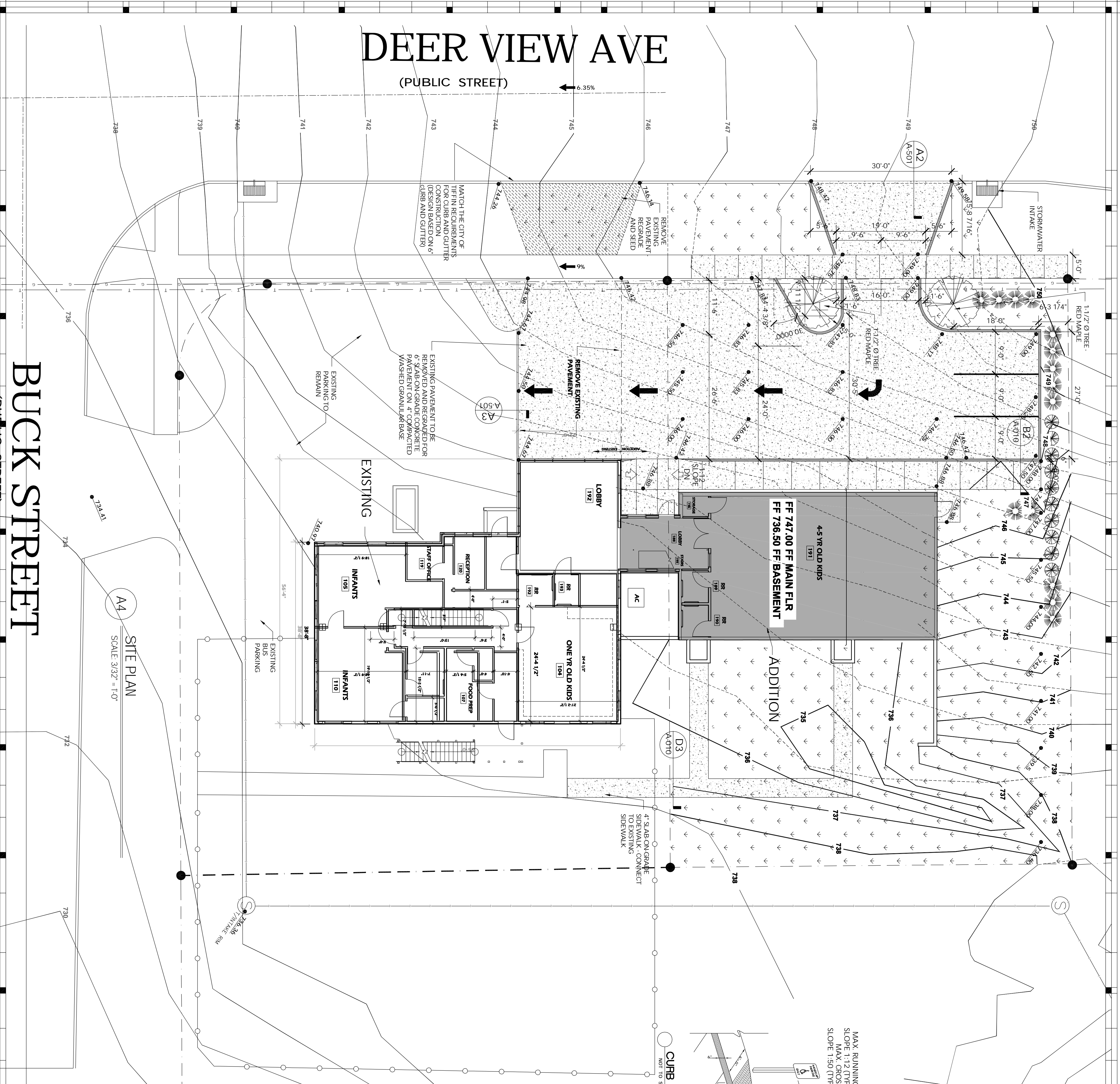
Project: Addition to Little Clippers Child Development Center
 415 Deer View Drive Tiffin, Iowa
 PROPERTY PIN: 0628258011
 Project number: 11.14

Note: © COPYRIGHT UNAUTHORIZED COPYING, DISCLOSURE OR CONSTRUCTION WITHOUT WRITTEN PERMISSION BY THOMAS MCINERNEY ARCHITECT, IS PROHIBITED.

Issue date:
 Date Description
 2011.06.30 owner review
 2011.09.26 Changes
 2011.10.13 ADD DIMENSIONS A-010

Sheet Title:
site plan

Sheet Number:
A-010



B2
 SCALE: 1/2" = 1'-0"
SIDEWALK EDGE AT PAVING

SEE PLAN FOR PATH WIDTH
 SEED DISTURBED AREAS AND LOCATIONS INDICATED

1-1/2" SAWCUT JOINT - MINIMUM

JOINT FILLER OVER 1/2" EXPANSION JOINT EXISTING PAVEMENT AS INDICATED ON PLAN

THICKEN SLAB AT EDGES

SCAFFRY AND RECOMPACTED SUBSOIL

2" COMPACTED SAND BASE UNDER SIDEWALK

TOPSOIL

1/2" EXPANSION MATERIAL (TYP)

CURB STOP

CURB DROP FOR SIDEWALK NOT TO SCALE

MAX RUNNING SLOPE: 1:12 (TYP)
 MAX. CROSS SLOPE: 1:50 (TYP)

A2
 NO SCALE
TREE PLANTING DETAIL

PEEL BACK & SHADE TOP 1/3 OF BURR

PLANTING SOIL MIXTURE

GUYING WIRE

RUBBER HOSE

TRUNK WRAPPING

WOOD STAKES

3" MULCH W/BERBIDE

B2
 SCALE: 1/2" = 1'-0"
SIDEWALK EDGE AT PAVING

Building Use Description
 Occupancy Type: I-4
 Type of construction: V-B
 Base Allowable Area: 9,000 Sq Ft
 Base Allowable Area: 5,389 sq ft
 Base Allowable Area: 2,947 Sq Ft
 Base Allowable Area: 2,422 Sq Ft
 Original Building and Proposed Addition:
 main floor: 4,815 sq ft (1,868 SQ FT ADDITION)
 basement: 4,140 sq ft (1,718 SQ FT ADDITION)

Number of Stories:
 1 with basement, FULLY sprinkled
 YES

I hereby certify that the portion of the technical submission described herein was prepared by me or under my direct supervision and responsible charge. I am a duly registered Architect under the laws of the State of Iowa.

THOMAS A. MCINERNEY

Signature: _____
 Registration expires: June 30, 2013 Date Issued: JANUARY 2011
 Paper or e-mail covering the seal.