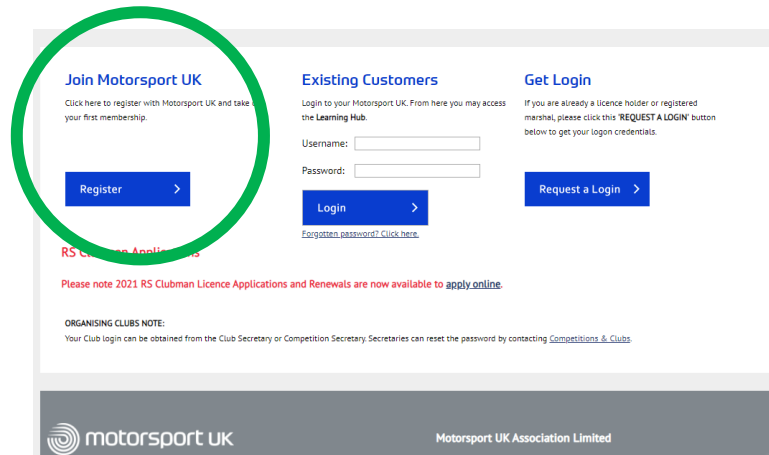


Motorsport UK marshal accreditation instructions

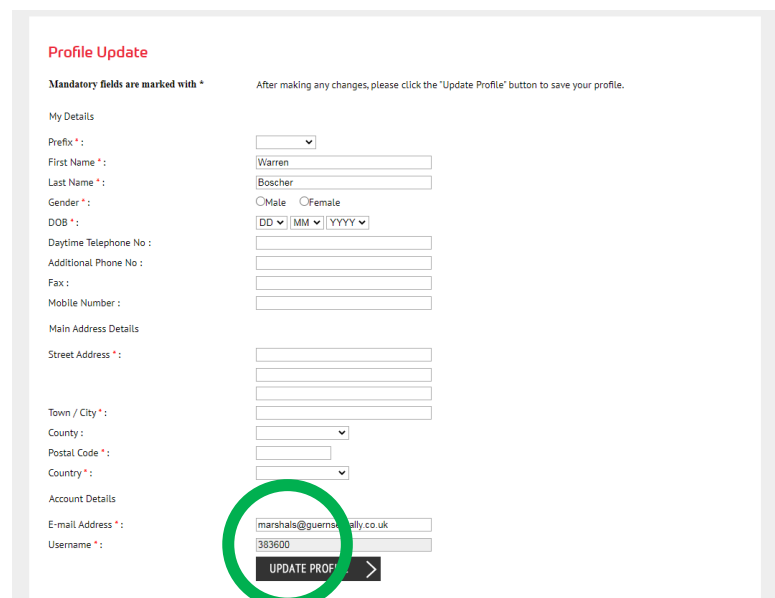
1. Open <https://www.motorsportuk.org/volunteers/marshals/online-marshals-training/>

2. Click link to members portal, then register



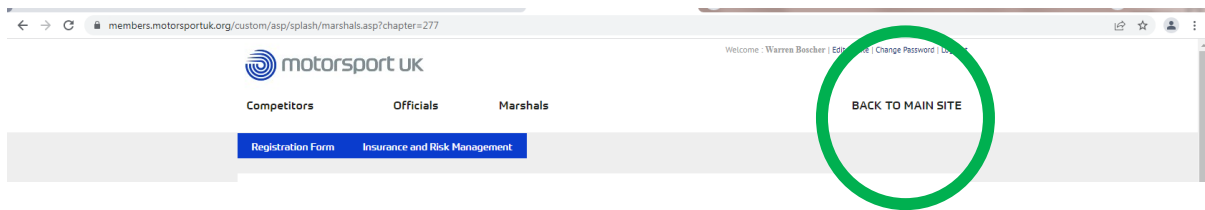
The screenshot shows the Motorsport UK website. The 'Join Motorsport UK' section is circled in green. It contains a 'Register' button. To the right, there are sections for 'Existing Customers' (with 'Login' and 'Request a Login' buttons) and 'Get Login' (with a 'Request a Login' button). Below these, there is a note about RS Clubman Applications and a link to 'apply online'. At the bottom, there is a footer with the Motorsport UK logo and the text 'Motorsport UK Association Limited'.

After filling in details and signing up to motorsport UK your username is also you marshal number.

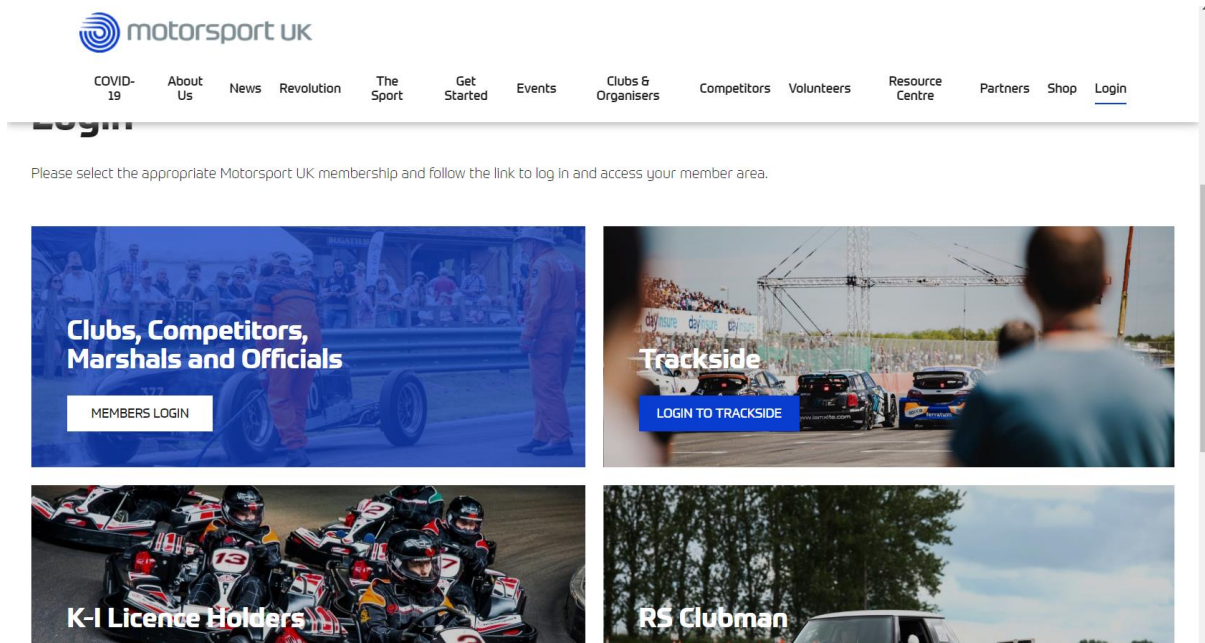


The screenshot shows the 'Profile Update' form. It includes fields for 'My Details' (Prefix, First Name, Last Name, Gender, DOB, Daytime Telephone No, Additional Phone No, Fax, Mobile Number) and 'Main Address Details' (Street Address, Town / City, County, Postal Code, Country). There is also an 'Account Details' section with fields for 'E-mail Address' and 'Username'. The 'Update Profile' button is circled in green.

Click on the main site icon to take you back to allow you to log in to the training hub.

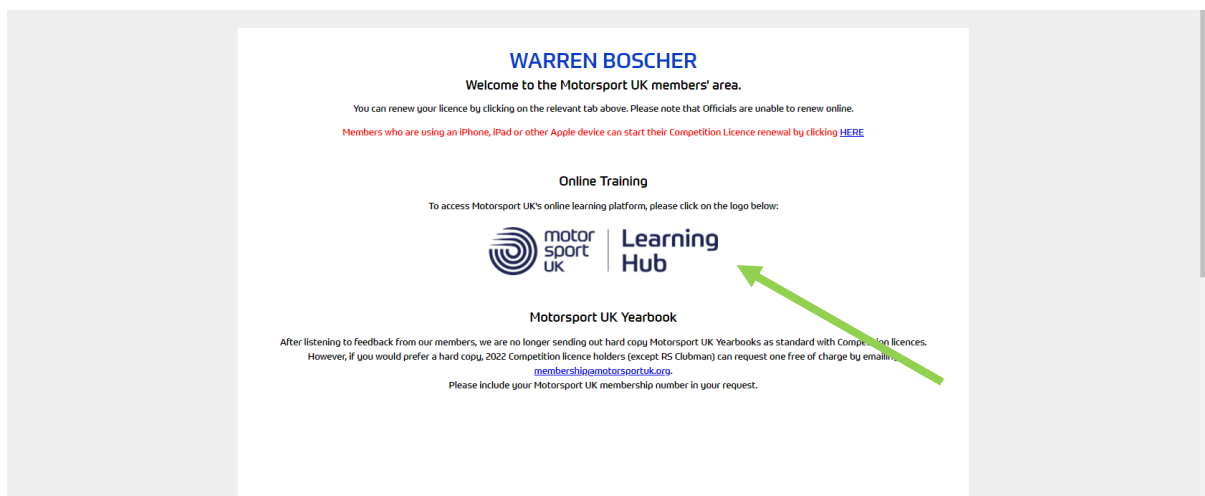


Then click the log in tab on the top right corner, then on the member's login box



This will take you to the learning hub

Click the centre icons for open the learning hub



Keep following the instructions from the hub until you reach the following image, you will have to log in a 2nd time on the hub system with 6 digit number and chosen password.

Click on the orange volunteers icon, then choose the marshals section

The image shows two screenshots of the Motorsport UK Learning Hub website. The top screenshot is the homepage, featuring the Motorsport UK logo, a search bar, and a user profile. The main content area includes a 'Welcome' message, a video player showing two marshals in orange high-visibility jackets, and three large colored buttons: 'Volunteers' (orange), 'Clubs' (green), and 'Competitors' (red). The bottom screenshot shows the 'Volunteers' section, which includes a welcome message, a list of social media links (Instagram, Twitter, Facebook, Contact us, YouTube), and a footer with copyright information.

https://www.motorsportuklearning.org/aacos/learningPathways/default.asp?id=31

Volunteers

Welcome to the Motorsport UK Volunteers' homepage.
Whether you are a Licensed Official or a Registered Marshal, this is where you will find the content for you.
To begin, please select from the items below.

Officials **Marshals**

Social

- Instagram
- Twitter
- Facebook
- Contact us
- YouTube

Back to top | Home | Disclaimer | Privacy notice

©2022 The Working Manager Ltd

From this open the marshal accreditation course and complete all the modules

motor sport UK

Learning Hub

Welcome Warren

Marshals

Here you will find all of the content relevant to Motorsport UK Marshals.

Registered Marshal Accreditation Course
In order to become a Motorsport UK Registered Marshal, you must first complete this short course.

Rally and Cross Country Marshalling (2020 Edition)
This course provides specific information for Volunteer Marshals at rally and cross country events.

Introduction to Marshalling
What is a Marshal? What do they do? This introductory module will explain all!

Safeguarding Awareness
This module is designed to give you an overview of safeguarding in motorsport and how to report any concerns that you may have.

Electric Vehicle Awareness
Motorsport UK have created this e-learning safety course to ensure all Volunteers and Officials are made aware of all the dangers and how to mitigate to

First on Scene
Whilst they are rare, incidents can happen. In this multi-discipline module we'll look at some of the basic first on scene actions.

Interactive Marshals' Grading Scheme
This handy interactive PDF will show you your pathway through the Marshals' Grading Scheme.

Rally Marshal First on Scene Guidance Video
Dr. Ben Shippey provides guidance for those that find themselves first on scene at an accident.

After all modules have been compalpte, download the certificate (you will need this as proof)

Registered Marshal Accreditation Course

MARSHAL

Welcome to the Registered Marshal Accreditation Course.

This course will provide you with some of the key information that you need to be able to carry out your role as a Volunteer Marshal safely.

Once you have completed the course, please return to the Motorsport UK website and log in to your Member Services Area - from here you can apply for your Registered Marshal (Accredited) membership, which will enable you to attend events to assist the marshalling team in any discipline of the sport. It will also afford you with access to Motorsport UK's Member Benefits Programme which provides exclusive discounts and offers from major retailers and automotive partners. Furthermore, you will be covered by Motorsport UK's enhanced Personal Accident Insurance when you are carrying out your role.

Your marshalling journey begins here!

SECTION	STATUS	COMPLETED
01 Introduction to Marshalling	Complete	03/09/2021
02 Spectator Management	Complete	03/09/2021
03 Incident Handling and Management	Complete	03/09/2021
04 Registered Marshal Accreditation Assessment	Complete	03/09/2021
Registered Marshal Accreditation Certificate	Downloaded	03/09/2021

The certificate will look like this



After this you have everything you should need to marshal for the Guernsey rally. You should get a tabard and ID badge from Motorsport UK.

If they never arrive please contact marshals@guernseyrally.co.uk