

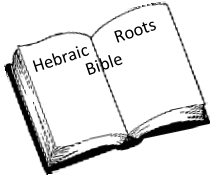
*Passover*  
and the  
*Feast of Unleavened*  
*Bread*



*Activity Booklet*  
*2021*

# BIBLE VERSES

*Try to learn a Bible verse each day of the feast!*



## DAY ONE (Day of Passover):

A Psalm of David. YAHWEH is my shepherd; I shall not lack. He makes me lie down in green pastures; He leads me to waters of rest.

**Psalm 23:1-2**

## DAY TWO:

Whoever loves instruction loves knowledge, but he who hates correction is like a brute animal.

**Proverbs 12:1**

## DAY THREE:

YAHWEH is good to those waiting on Him, to the soul seeking Him.

**Lamentations 3:25**

## DAY FOUR:

Let your garments be white every time; and let not oil lack upon your head.

**Ecclesiastes 9:8**

## DAY FIVE:

Seek YAHWEH and His strength, seek His face continually.

**1<sup>st</sup> Chronicles 16:11**

## DAY SIX:

Blessed are the pure in heart! For they shall see YAHWEH.

**Matthew 5:8**

## DAY SEVEN:

But seek the kingdom of YAHWEH and all these things will be added to you.

**Luke 12:31**

## DAY EIGHT:

For by grace you are saved through faith, and this not of yourselves; it is the gift of YAHWEH.

**Ephesians 2:8**

# What is the Meaning of Passover?

**YAHWEH** has seven feasts to be kept each year. These feasts show YAHWEH's Plan for all mankind, and Yahshua, His Son. Passover is the first feast to be observed once each new year.

**So, when is the Passover observed?** Scripture tells us:

*In the first month, on the fourteenth of the month, between the evenings is the Passover to YAHWEH.*

 *Leviticus 23:5*

## ~ The First Passover ~

The very first Passover happened when the Israelites were still in Egypt. YAHWEH commanded each household to take the blood of a lamb or goat and put it on the doorposts of their home. This was the sign for the death angel to pass over their home so the firstborn would not die.

YAHWEH commanded them to eat a meal of lamb roasted with fire, unleavened bread and bitter herbs. While they ate, they needed to have their loins girded, their sandals on their feet and staffs in their hand. They were not to leave their home until morning or have any roasted lamb left over. If any lamb was left from the meal it would need to be burned with fire before morning.

The first Passover shows us how the Israelite's firstborn were saved from death through the shed blood of the lamb.

## ~ YAHSHUA, our Lamb ~

When Yahshua suffered and died **He** became the Passover Lamb sacrifice for the sins of **all mankind**. After His death, unleavened bread and wine became the new symbols to take at Passover **once a year**. The animal sacrifice at Passover was **no longer needed**. The unleavened bread represents His body and the wine represents His blood. These symbols are taken as a **memorial meal** to remind us of Yahshua's sacrifice and our covenant relationship with Him.



## *To Wash the Feet of Another...*

Before Yahshua's death, at the time of Passover, He knelt down and washed the feet of His disciples. He was showing them the need to wash the feet of a fellow brother who is also in covenant relationship. He said only the feet need to be washed and not the entire body. It was to teach us there is no need to be baptized again.

Each day we need to continue to fight against sin. Foot washing at Passover shows we are washing out the little spots and wrinkles in our lives. Yahshua taught we are all the same and no one is greater than the other. It is humble to wash the feet of another person and it shows us we need to serve one another!



He rose up from the supper and laid aside His garments. And taking a towel, He girded Himself. Then He put water into the basin and began to wash the feet of the disciples, and to wipe off with the towel with which He was girded.

 **John 13:4-5**

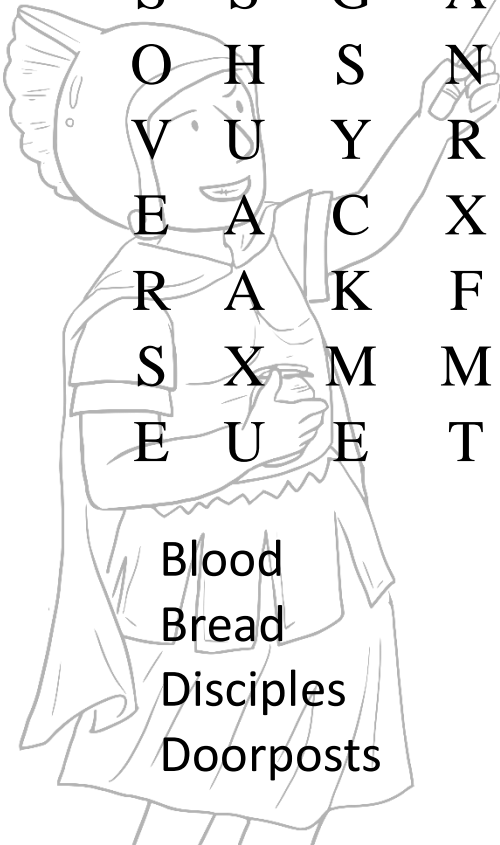
# Pesach Word Search

Exodus Chapters 11-12; Matthew 26:17-30; Mark 14:12-26; Luke 22:13-38; John Chapters 13-17

And the day shall be a memorial for you. And you shall celebrate it as a feast to Yahweh, for your generations. You shall celebrate it as a law forever.

 **Exodus 11:14**

P	X	L	A	M	B	Z	W	A	S	H	R
B	R	E	H	P	E	N	L	F	O	D	I
P	Y	B	L	N	N	A	E	E	H	D	J
A	A	N	I	P	D	O	C	D	O	E	P
S	H	W	R	N	I	I	J	O	R	D	D
S	S	G	A	K	F	C	L	U	O	A	J
O	H	S	N	I	F	B	S	O	F	D	G
V	U	Y	R	N	A	A	R	I	C	A	T
E	A	C	X	T	L	P	U	U	D	E	P
R	A	K	F	E	O	N	L	T	C	R	Y
S	X	M	M	S	H	Y	O	Y	K	B	G
E	U	E	T	S	T	A	F	F	Z	U	E



Blood  
Bread  
Disciples  
Doorposts

Egypt  
Garden  
Herbs  
Jerusalem

Lamb  
Passover  
Sacrifice  
Sandals

Staff  
Wash  
Wine  
Yahshua

“And in like manner the cup, after having supped, saying, This cup is the New Covenant in My blood, which is being shed for your sakes”

 **Luke 22:20**

# *The Passover Lamb*

We no longer need to slay an additional lamb at Passover because Yahshua is The Passover Lamb!






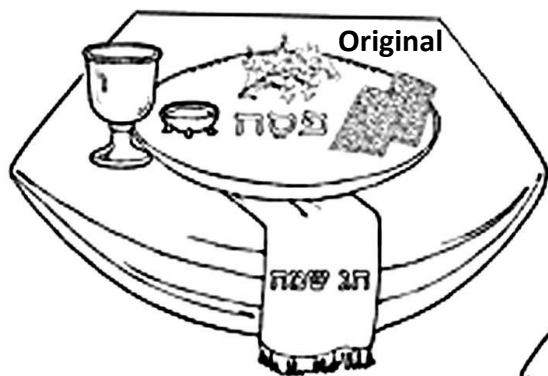
*Then clean out the old leaven so that you may be a new lump, just as you are unleavened. For our Passover is Messiah who was sacrificed for our sake*



**1<sup>st</sup> Corinthians 5:7**

# Match the Pictures

Find the picture that matches the original.



Original



# The Passover Herb

During the first Passover in Egypt Yahweh commanded the Israelites to use **Hyssop** to spread the lamb's blood on the doorposts.

And take a bunch of **hyssop** and dip in the blood in the basin. And touch some of the blood in the basin to the lintel and on the two doorposts. And you shall not go out, anyone from the door of his house until morning – **Exodus 12:22**



## Why Hyssop?

Because it has a very strong smell and was also used for many medicinal purposes, including cleansing and purifying the body.

Purify me with hyssop, and I shall be clean; wash me, and I shall be whiter than snow – **Psalm 51:7**

“And the priest shall go out to the outside of the camp. And the priest shall look; and, behold, if the plague of leprosy is healed in the leper, then the priest shall command, and he shall take for him who is to be cleansed two clean living birds, and cedar wood, and scarlet, and hyssop.... And he shall sprinkle on him who is to be cleansed from the leprosy seven times, and shall pronounce him clean.... **Leviticus 14:3-4; 7a**”

**It was the only herb that was used with the sacrifice of the Red Heifer...**

“For when the whole ordinance had been propounded by Moses to all the people, according to the Torah; Moses took the blood of a heifer, and water, with scarlet wool and hyssop, and sprinkled upon the scrolls and upon all the people; saying, "This is the blood of the covenant which is ordained to you by YAHWEH"- **Hebrews 9:19-20**

“And the priest shall take cedar wood, and hyssop and scarlet, and shall cast it into the midst of the burning of the heifer” – **Numbers 19:6**

**It was even used during the Crucifixion of our Messiah Yahshua!**

“Then a vessel full of vinegar was set, and having filled a sponge with vinegar, and putting hyssop around, they brought it to His mouth” – **John 19:29**

**Hyssop** is part of the mint family, and has a warm bitter taste (**read Exodus 12:8**) and a sweet scent. The flowers and leaves are traditionally used in medicine, cooking, tea, extracting essential oils and fragrances and can even be used to make honey from the pollen.


**Now**, the Hebrew Word in the bible traditionally translated as Hyssop is Ezov, which is from an unknown origin and might be referring to a different herb, such as oregano or the caper bush.

**Whatever the actual plant used in biblical times might be, it was indeed a very special and holy plant, because it's the only plant that was used with the blood of Messiah.**



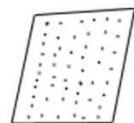
# Counting the Objects

Count and name each Passover symbol. Then write the number in the boxes below and the name of each on the lines below. Finish the picture by coloring.



○	○	○	○	○
---	---	---	---	---

_____	_____	_____	_____	_____
-------	-------	-------	-------	-------

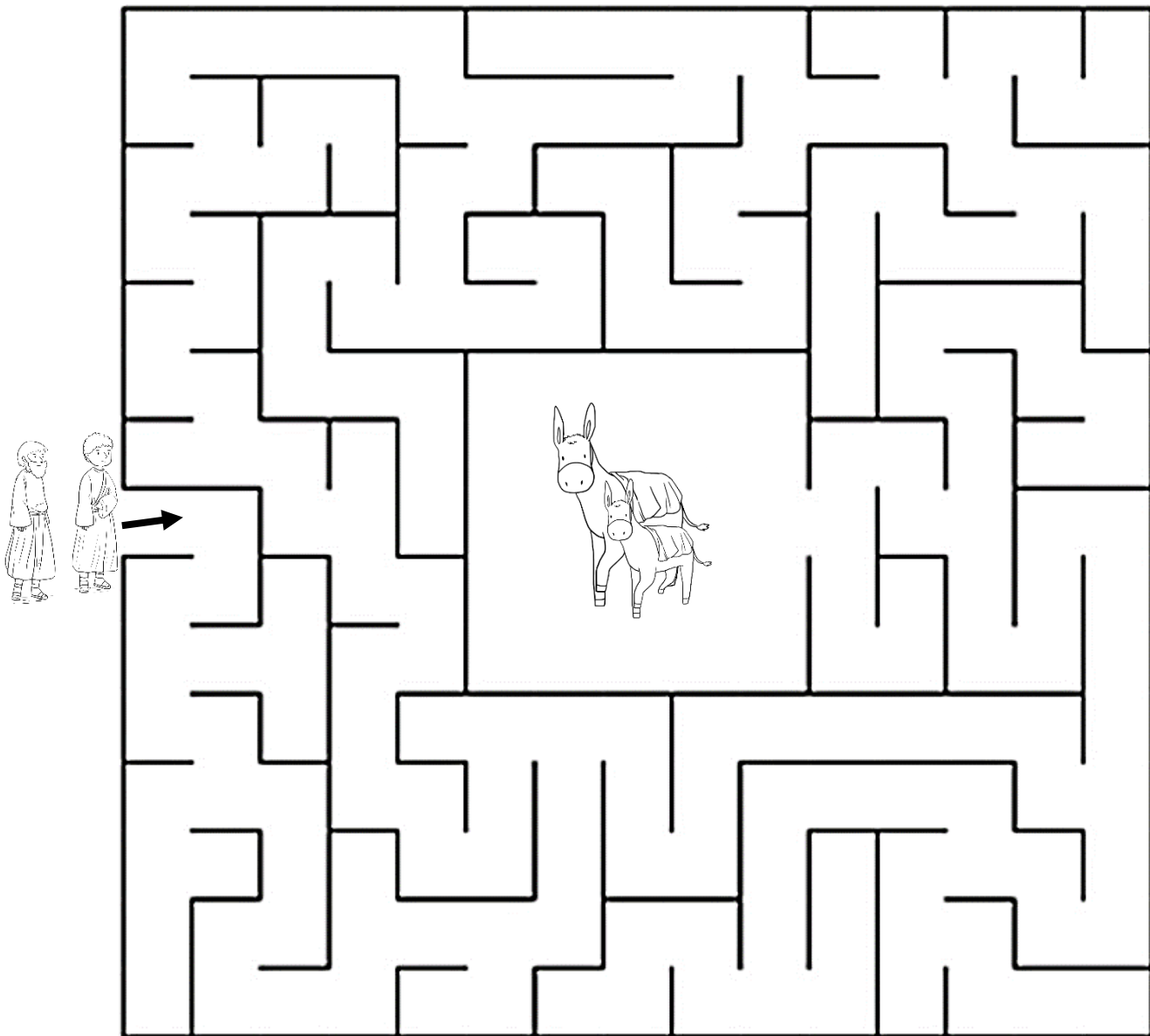


Is this the Old Testament Passover or the New Testament Passover?

\_\_\_\_\_

# Preparing the Passover

Can you help the two disciples find the Donkey with her colt?




And when they drew near to Jerusalem and came into Bethphage, toward the Mount of Olives, then Yahshua sent two disciples, saying to them, Go into the village opposite you, and immediately you will find a donkey tied, and a colt with her. Loosening, lead them to Me

 *Matthew 21:1-2*

# Yahshua Enters Jerusalem

Can you find the 10 differences between the two pictures?

Original



# The Feast of Unleavened Bread

*Exodus 13:6-7*

**The second feast** that YAHWEH commands us to observe is the Feast of Unleavened Bread. This feast starts the day after Passover and it continues for seven days. YAHWEH tells us to remove **all** the leaven from our homes.

*What is leaven?*

*Leaven is anything used to make dough or batter rise. Such as, yeast, baking powder and baking soda. These ingredients can be found in many foods that we eat.*

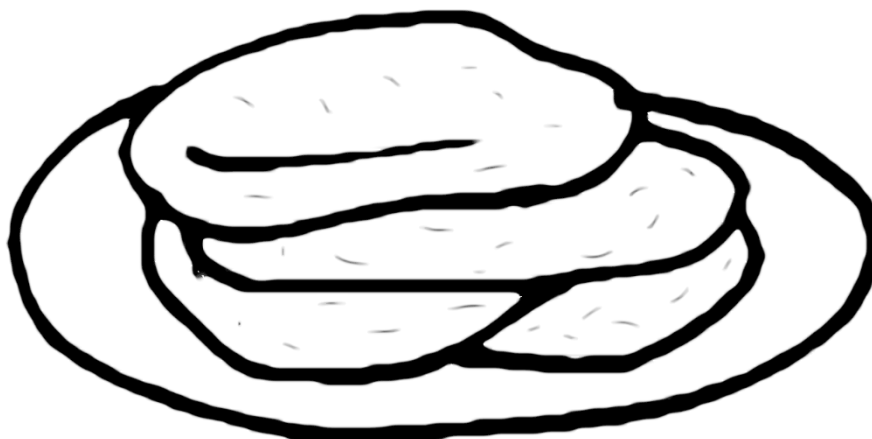
So, on the day portion of Passover; we search our kitchen and any other place in the home where food is kept and we throw away all food with these ingredients. In the Bible, leaven is often referred to as a type of sin.

*Just like leaven puffs up, so does sin!*

**Unleavened Bread** is flat bread that contains **no leavening agent**. This represents the absence of sin. YAHWEH commands us to eat unleavened bread during this feast time to symbolize the opposite of sin and it shows our active obedience to Him.


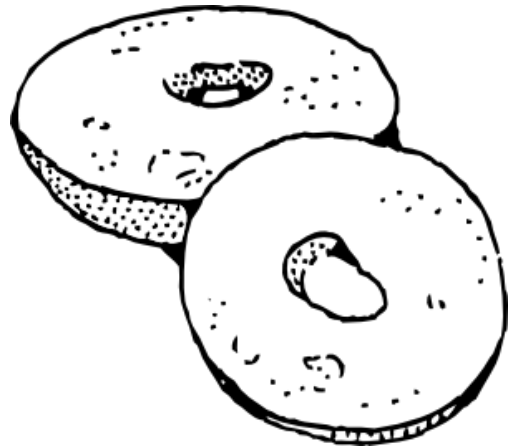

**Why is the feast kept for 7 days?** Well, the number seven is YAHWEH's special number that **means completion and perfection**. So, the seven days of the Feast of Unleavened Bread remind us that YAHWEH wants His people to strive to put sin completely out of their lives.

Upon repentance and baptism, **YAHSHUA's sacrifice blots out all of our past sins**. He died so we would not have to pay the penalty of death. After repentance and baptism, YAHWEH expects us to **obey His law** - to "unleaven" our lives.




# What can we eat?

During the Feast of Unleavened Bread there are certain foods that we can and cannot eat. From the pictures below can you circle all the foods that we can eat?



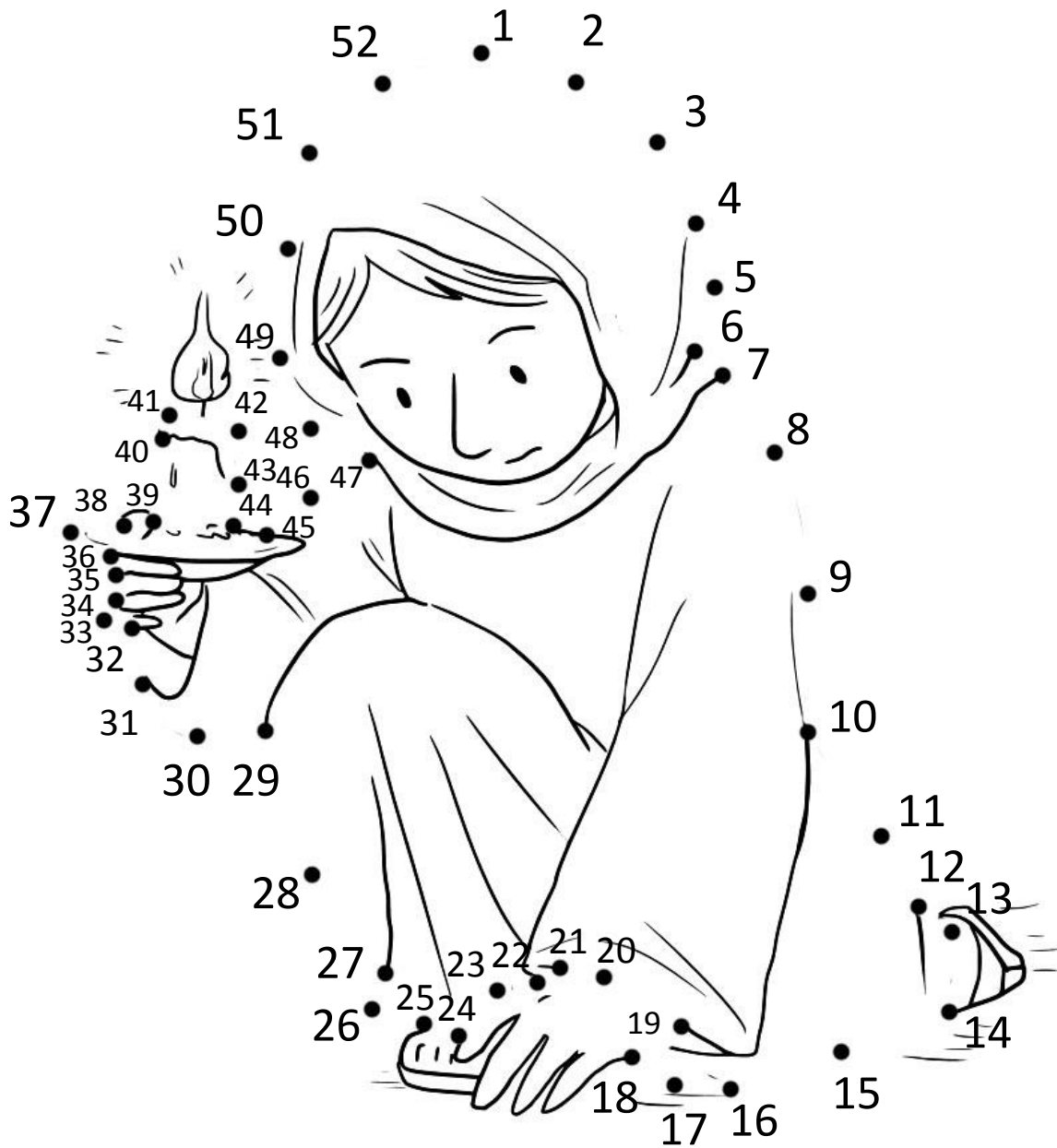
Can you tell why we **can't eat** the foods that you haven't circled?

\_\_\_\_\_



# Cleaning the Leavening

Connect the dots to complete the picture and finish by coloring.



Then clean out the old leaven so that you may be a new lump, just as you are unleavened. For our Passover is Messiah who was sacrificed for our sake

1<sup>st</sup> Corinthians 5:7 

# What is the Feast of First Fruit?

*Leviticus 23:10-11*

During the Feast of Unleavened Bread we have a very special and important day called *the feast of First Fruit*.

This day is always the first Sunday (first day of the week) after the weekly Sabbath during the feast of Unleavened Bread. It is the day that Yahshua was resurrected after being in the grave for three days and three nights after His Crucifixion. It is called the day of first fruits because **Yahshua was the first to be resurrected** from the dead into YAHWEH's Family. He went up into Heaven and He was **accepted by His Father**, and our Father, as the **first fruit** of all living.

**This day also starts the 50 day count until Shavout or Pentecost, YAHWEH's third annual feast.**

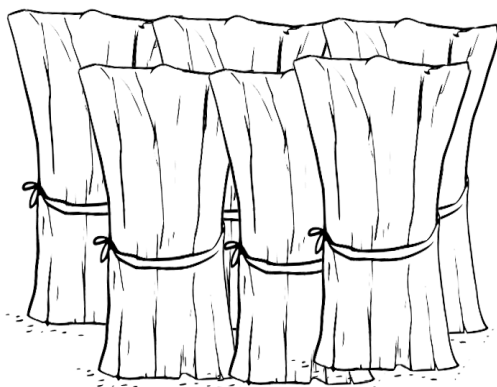
During the Feast of Unleavened Bread, on the night portion of the first day of the week, the people would cut a sheaf of new barley from their fields. They would grind it into flour in the amount of an **omer** and bring it to the priest.

*So, what is an Omer?*


It is a biblical unit of dry measurement about equal to two quarts!

The priest would wave it in the air to be accepted by YAHWEH as the first fruit of their physical harvest. Then the harvesting could begin. The people were not allowed to eat of their harvest until their first fruit offering was brought to the priests to be accepted before YAHWEH.

**YAHSHUA fulfilled this by ascending to YAHWEH in Heaven and being accepted as the first fruit of the great spiritual harvest that was to come.**



*Gathering the wave sheath*



*Yahshua appears to the two Marys*

# Yahshua's Title on the Cross Beam

Cut out the words below and paste them on the lines in the correct order.

Y \_\_\_\_\_

H \_\_\_\_\_

W \_\_\_\_\_

H \_\_\_\_\_

MELEK

(and King of)

A NAZARENE

(The)

A YEHUDEM

(the Jews)

AHSHUA

And Pilate also wrote a title and put it on the cross beam. And having been written, it was... **John 19:19** (Read the chapter for the correct order.)



# Crucifixion Crossword

1

2

3

4

5

6


7

2

3





7

2

Then when Yahshua took the vinegar, He said, Behold, it is finished. And bowing His head, He delivered up the spirit – **John 19:30** 


# Spot the Difference

In each row there is one picture that is different from the other one. Find the difference and circle the picture!



# Path to the Tomb

Can you help the Mary's find the correct path to Yahshua's Tomb?



But after the Sabbaths, at the dawning into the first of the Sabbaths, Mariam of Magdalene and the other Mariam came to look upon the grave



**Matthew 28:1**

# Countdown to Shavuot



And you shall number to you from the next day after the Sabbath, from the day you bring in the omer of the wave offering; they shall be seven complete Sabbaths; to the next day after the seventh Sabbath, you shall number fifty days; and you shall bring near a new food offering to YAHWEH. **Leviticus 23:15-16**

Would you like to count down the days to Shavout?

**First!** Remove the “Countdown to Shavout” calendar from your activity booklet and the number squares page and put it in a place where you can see it each day.

On May 2<sup>nd</sup>, 2021 (Day 1) you will mark off the day when the day is over and every day after until day 50 (Shavuot).

## *Ideas to mark off the days:*



1. Cross off each day with a crayon, pencil, pen or marker.
2. Color in the number box with a different color each day.
3. Glue a small object on the day. You can use a different object each day or use the same object every day.

## Countdown With Wisdom

On the pages after the calendar, assemble the booklet by cutting out each day and stapling them together in the correct order. Then for each day of the countdown, pick a verse from the Book of Proverbs and write it down on the correct day in the booklet. At the end of the day when you cross off the day on your calendar, read your proverb out loud and try to memorize it.

*Be creative and have fun! Shavuot will be here before you know it!*

# Countdown to Shavuot

<i>Week 1</i> 1 <i>May 2, 2021</i>	2	3	4	5	6	<i>Shabbat</i> 7 <i>Shalva</i>
<i>Week 2</i> 8	9	10	11	12	13	<i>Shabbat</i> 14 <i>Shalva</i>
<i>Week 3</i> 15	16	17	18	19	20	<i>Shabbat</i> 21 <i>Shalva</i>
<i>Week 4</i> 22	23	24	25	26	27	<i>Shabbat</i> 28 <i>Shalva</i>
<i>Week 5</i> 29	30	31	32	33	34	<i>Shabbat</i> 35 <i>Shalva</i>
<i>Week 6</i> 36	37	38	39	40	41	<i>Shabbat</i> 42 <i>Shalva</i>
<i>Week 7</i> 43	44	45	46	47	48	<i>Shabbat</i> 49 <i>Shalva</i>
50		<i>Shavuot is Here!</i> <i>June 20th, 2021</i>				

# Countdown With Wisdom

1	_____
	_____
	_____
	_____
	<b>Proverbs</b>
2	_____
	_____
	_____
	_____
	<b>Proverbs</b>

3	_____
	_____
	_____
	_____
	<b>Proverbs</b>
4	_____
	_____
	_____
	_____
	<b>Proverbs</b>

5	_____
	_____
	_____
	_____
	<b>Proverbs</b>
6	_____
	_____
	_____
	_____
	<b>Proverbs</b>

7	_____
	_____
	_____
	_____
	<b>Proverbs</b>
8	_____
	_____
	_____
	_____
	<b>Proverbs</b>

9	_____
	_____
	_____
	_____
	<b>Proverbs</b>
10	_____
	_____
	_____
	_____
	<b>Proverbs</b>

11	_____
	_____
	_____
	_____
	<b>Proverbs</b>
12	_____
	_____
	_____
	_____
	<b>Proverbs</b>

13	_____
	_____
	_____
	_____
	<b>Proverbs</b>
14	_____
	_____
	_____
	_____
	<b>Proverbs</b>

15	_____
	_____
	_____
	_____
	<b>Proverbs</b>
16	_____
	_____
	_____
	_____
	<b>Proverbs</b>

17	_____
	_____
	_____
	_____
	<b>Proverbs</b>
18	_____
	_____
	_____
	_____
	<b>Proverbs</b>

19	_____
	_____
	_____
	_____
	<b>Proverbs</b>
20	_____
	_____
	_____
	_____
	<b>Proverbs</b>

21	_____
	_____
	_____
	_____
	<b>Proverbs</b>
22	_____
	_____
	_____
	_____
	<b>Proverbs</b>

23	_____
	_____
	_____
	_____
	<b>Proverbs</b>
24	_____
	_____
	_____
	_____
	<b>Proverbs</b>

25 \_\_\_\_\_  
\_\_\_\_\_  
\_\_\_\_\_  
\_\_\_\_\_

---

Proverbs

26 \_\_\_\_\_  
\_\_\_\_\_  
\_\_\_\_\_  
\_\_\_\_\_

---

Proverbs

27 \_\_\_\_\_  
\_\_\_\_\_  
\_\_\_\_\_  
\_\_\_\_\_

---

Proverbs

28 \_\_\_\_\_  
\_\_\_\_\_  
\_\_\_\_\_  
\_\_\_\_\_

---

Proverbs

29 \_\_\_\_\_  
\_\_\_\_\_  
\_\_\_\_\_  
\_\_\_\_\_

---

Proverbs

30 \_\_\_\_\_  
\_\_\_\_\_  
\_\_\_\_\_  
\_\_\_\_\_

---

Proverbs

31 \_\_\_\_\_  
\_\_\_\_\_  
\_\_\_\_\_  
\_\_\_\_\_

---

Proverbs

32 \_\_\_\_\_  
\_\_\_\_\_  
\_\_\_\_\_  
\_\_\_\_\_

---

Proverbs

33 \_\_\_\_\_  
\_\_\_\_\_  
\_\_\_\_\_  
\_\_\_\_\_

---

Proverbs

34 \_\_\_\_\_  
\_\_\_\_\_  
\_\_\_\_\_  
\_\_\_\_\_

---

Proverbs

35 \_\_\_\_\_  
\_\_\_\_\_  
\_\_\_\_\_  
\_\_\_\_\_

---

Proverbs

36 \_\_\_\_\_  
\_\_\_\_\_  
\_\_\_\_\_  
\_\_\_\_\_

---

Proverbs

37 \_\_\_\_\_  
\_\_\_\_\_  
\_\_\_\_\_  
\_\_\_\_\_

---

Proverbs

38 \_\_\_\_\_  
\_\_\_\_\_  
\_\_\_\_\_  
\_\_\_\_\_

---

Proverbs

39 \_\_\_\_\_  
\_\_\_\_\_  
\_\_\_\_\_  
\_\_\_\_\_

---

Proverbs

40 \_\_\_\_\_  
\_\_\_\_\_  
\_\_\_\_\_  
\_\_\_\_\_

---

Proverbs

41 \_\_\_\_\_  
\_\_\_\_\_  
\_\_\_\_\_  
\_\_\_\_\_

---

Proverbs

42 \_\_\_\_\_  
\_\_\_\_\_  
\_\_\_\_\_  
\_\_\_\_\_

---

Proverbs

43 \_\_\_\_\_  
\_\_\_\_\_  
\_\_\_\_\_  
\_\_\_\_\_

---

Proverbs

44 \_\_\_\_\_  
\_\_\_\_\_  
\_\_\_\_\_  
\_\_\_\_\_

---

Proverbs

45 \_\_\_\_\_  
\_\_\_\_\_  
\_\_\_\_\_  
\_\_\_\_\_

---

Proverbs

46 \_\_\_\_\_  
\_\_\_\_\_  
\_\_\_\_\_  
\_\_\_\_\_

---

Proverbs

47 \_\_\_\_\_  
\_\_\_\_\_  
\_\_\_\_\_  
\_\_\_\_\_

---

Proverbs

48 \_\_\_\_\_  
\_\_\_\_\_  
\_\_\_\_\_  
\_\_\_\_\_

---

Proverbs

49 \_\_\_\_\_  
\_\_\_\_\_  
\_\_\_\_\_  
\_\_\_\_\_

---

Proverbs

50 \_\_\_\_\_  
\_\_\_\_\_  
\_\_\_\_\_  
\_\_\_\_\_

---

Proverbs



## At the Tomb

*But on the first of the Sabbaths, Mariam Magdalene came early to the tomb, darkness yet being on it. And she saw the stone had been removed from the tomb – John 20:1*

### Supplies:

- Scissors
- Colored Pencils, Crayons or Markers
- Glue
- Piece of Cardboard, Same Size as Paper\*
- Ribbon, String or Dental Floss
- Knife or sharp object to cut

\*Cereal Box Works Great



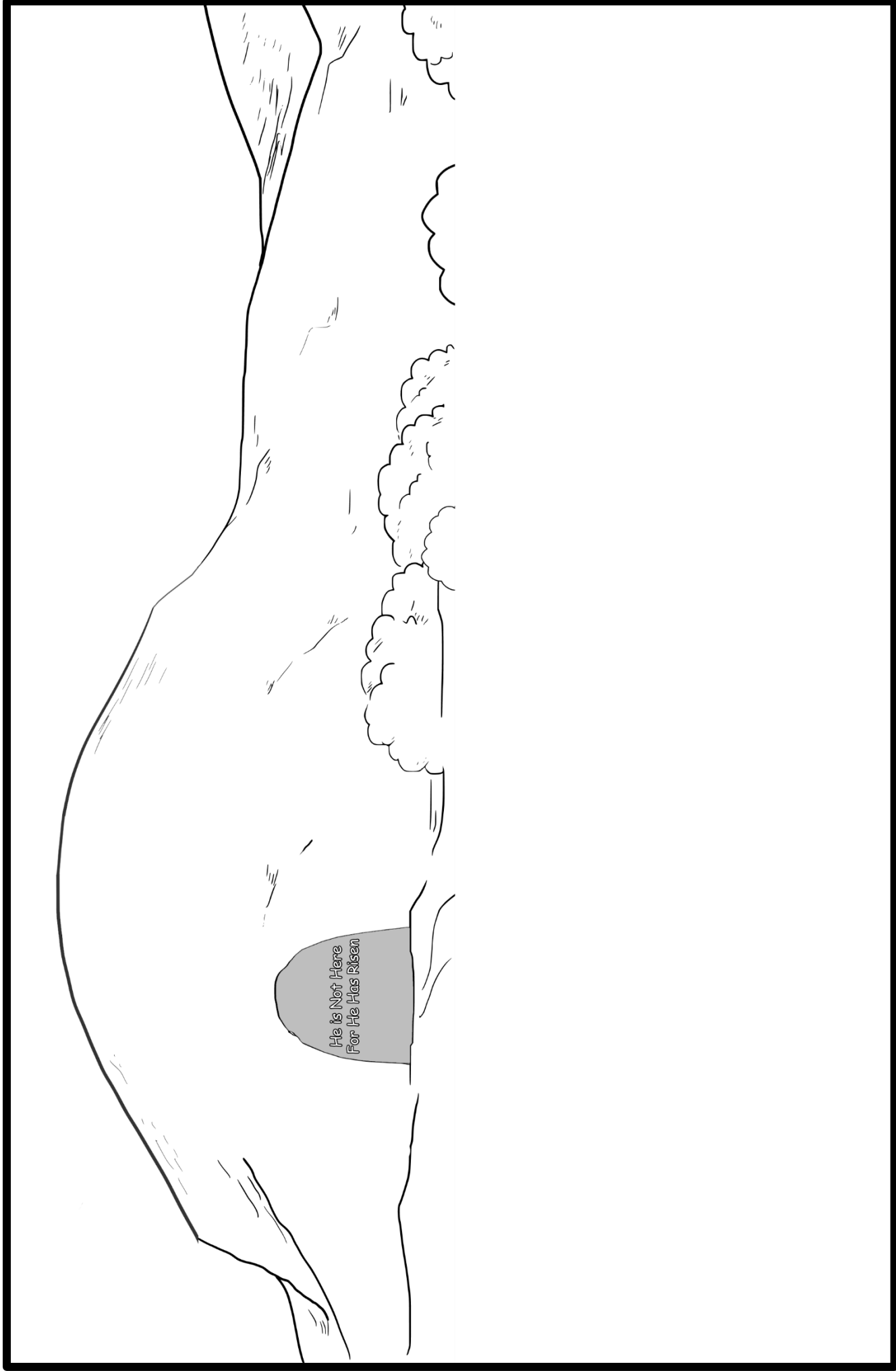
### Instructions:

1. Print, color and cutout the last page.
2. Color the first page and glue it on top of the cardboard.
3. Very carefully and with adult supervision, poke holes through gray dots. **(Make sure you cut through the paper and the cardboard.)**
4. Thread string through holes and tie a knot in the back.
5. Fold Rectangle cutout in half so it's in the form of a "V".
6. Glue one end of rectangle to the back of stone
7. Apply glue to other end of the rectangle and fold together with string inside. **(See figure A)**
8. Glue second page on top of the first page, aligning it correctly but make sure not to apply glue in the line of motion of the rock.
9. Move rock by pulling on the string.




Figure A





But answering, the cherub said to the women, You must not fear, for I know that you seek Yahshua who has been crucified. He is not here, for He was raised, as He said. Come see the place where He was lying – Matthew 28:5-6



Cut out Rectangle



## In the Garden

*He is not here, for He was raised, as He said. Come see the place where He was lying*  
*Matthew 28:6*

### Supplies:

- Scissors
- Colored Pencils, Crayons or Markers
- Glue
- **Optional:** Piece of Cardboard, Same Size as Paper



### Instructions:

1. Print, color and cutout everything on the second page.
2. Cut door off page 1 (**save for later**) and fold the page at the fold lines to make a cave. (**See Figure A**)
3. Glue "He is not Here" to either the front or back of the cave, so it can be seen through the door.
4. Cut out the last page and color it. (**Optional: glue page to cardboard same size as paper**)
5. Glue cave to last page where marked.
6. Cut up dotted lines on door, fold the flaps and glue to the last page near the cave. (**Door not seen in example**).
7. Fold the rectangle boxes under the figures on page two and glue them on the last page in any order with the cave.



**Figure A**

*Fold Forward*

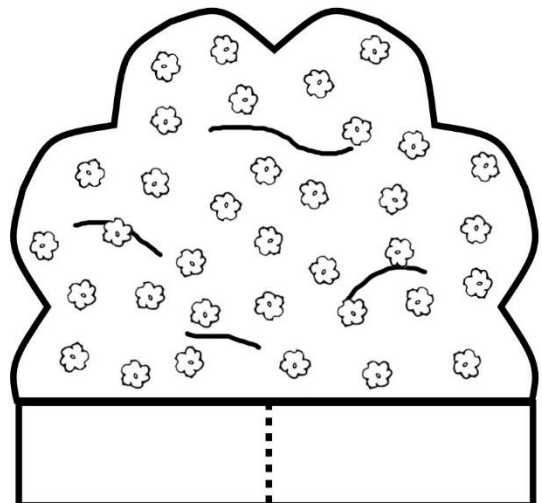

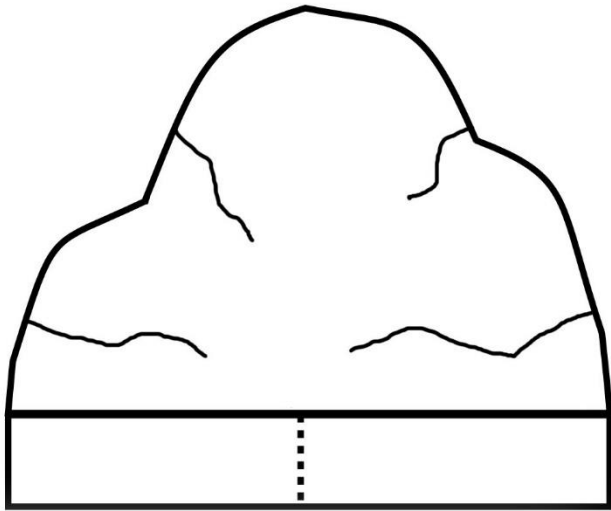
---

*Fold Backward*

---



*Fold Backward*



*Glue Cave Here*

