COLLECTION
2019 - 2020

LAMINATE



Laminate: an innovative all-rounder

When Quick-Step launched in 1990, the brand immediately put laminate flooring on the map. While we have since expanded in wood and vinyl flooring, we have continued to improve our laminate category with even more life-like designs, structures and performance. In 2019, this process has lead us to our brand new Signature collection.

Enter the world of Quick•Step®

The history of Quick-Step is laden with tales of daring entrepreneurship and innovation. Thanks to that rich history, we're not only able to present you with some of the most beautiful flooring on the market, but the strongest as well. We pride ourselves on our dedication to beauty and elegance that is built to last.

"INNOVATION AND MODERNISATION ARE PART OF THE QUICK-STEP DNA. WE'RE ALWAYS LOOKING TO MAKE THINGS BETTER, MORE BEAUTIFUL AND MORE EFFICIENT."

BERNARD THIERS, CEO

We are confident that you'll find a Quick-Step floor to match your own unique vision, a floor that inspires you to get started on that renovation project, a floor that will help turn your house into the home you've always wanted – one plank at a time. And even more, you'll find a floor that will last a lifetime.

IF FINDING THE MOST ENDURING AND ELEGANT FLOOR IS YOUR GOAL, WE'RE HERE TO GUIDE YOU.

From 1990 to 2019

1990

Birth of the Quick-Step brand.

1997

Uniclic®, a revolutionary glueless click system is introduced.

2001

Launch of matching, true-to-nature structures and the V-bevel.

2004

Quick-Step presents the patina technology: a white oiled surface treatment.

2009

Scratch Guard technology increases scratch resistance up to 10 times (compared to regular laminate floors).

2019

A gamechanger in laminate: Signature. A collection marked by refinement.

Discover more on p. 10

2007

Quick-Step is the first to bring laminate into the bathroom.

2014

Introduction of Impressive (Ultra): water-resistant laminate. Structure and design are pressed into the bevel for a more realistic look.

Get inspired 9

Quick-Step's Signature collection: redefining the essence of beauty 10

Quick-Step's five trends to watch 16

Discover 19

Bevels create rhythm 20

Resisting everything, even water 22

Choose your Laminate floor 24

Collection 31

Signature NEW 32

Majestic 34

Largo 36

Impressive/Impressive Ultra 38

Eligna 41

Elite 44

Classic 46

Creo 48

Impressive Patterns NEW 50

Arte 52

Exquisa 54

Installation 57

Install your floor without hassle 58

Easy installation 62

Finish in style 64

Worry-free maintenance 72

Setting the stage for sustainability 74

SIG4757

Quick-Step's Signature collection: redefining the essence of beauty

"It's always been our goal to create the most beautiful laminate floors. Signature, our latest collection, is marked by unprecedented levels of refinement."

KATRIEN DE VLIEGER, DESIGN MANAGER & LAURENT MEERSSEMAN, R&D DIRECTOR AT QUICK-STEP

THE NEXT GENERATION OF LAMINATE FLOORING

Laurent: "Laminate flooring is part of Quick-Step's DNA. Since the very beginning, our goal has been to create laminate that offers all the advantages of synthetic flooring, but that is undistinguishable from real wood or stone in look and feel. With our new Signature collection, we took Laminate to the next level: we went further than ever before to get all the details right."
Katrien: "In terms of design, our new Signature collection is inspired by nature and pure influences, with white and light colours dominating the palette. We were also inspired by the re-emergence of warm naturals and exotic colours from Africa and Latin America. The common thread present in all these floors is an eye for detail and a sense of craftsmanship."

Discover the interior trends gathered by the R&D team on p. 16-17

PERFECT IMPERFECTIONS... INSPIRED BY NATURE

Laurent: "Quick-Step is one of the few flooring brands worldwide with an in-house design team. Taking inspiration from architecture, art, fashion and real life, our expert designers embark on quests to obtain 'perfect originals': pieces of wood or stone that have the right look and feel to serve as a prototype for a flooring board. In some cases, these originals are treated in-house with patina or wax to obtain a specific look."

"Next, we comprehensively scan the original piece of wood, including the design and colour, as well as the complete structure with its cracks, knots and flowers. The result is a huge, virtual 3D model of each piece, which is then refined by the designers. By getting rid of details that are too conspicuous, they craft a perfectly balanced design."

"EACH DESIGN IS THE RESULT OF CAREFUL CRAFTSMANSHIP FOCUSED ON FINDING THE RIGHT BALANCE."

LAURENT MEERSSEMAN

Katrien De Vlieger, Design Manager & Laurent Meersseman, R&D Director at Quick-Step

NEW

Signature: a collection marked by refinement

A NEW STANDARD IN LAMINATE FLOORING

"The Signature collection reflects R&D's commitment to push the boundaries and set a new standard in laminate flooring. What sets Quick-Step apart from other flooring manufacturers is the close collaboration between the design and engineering teams: the first focuses on creating the most beautiful, timeless floors; the second brings the design to life. The new Quick-Step Signature range consists of 18 unique flooring designs marked by unprecedented levels of refinement. Let's take a closer look at a few highlights."

"WE WENT FURTHER THAN EVER BEFORE TO GET ALL THE DETAILS RIGHT"

LAURENT MEERSSEMAN

BRUSHED OAK: A SHOWPIECE OF STRUCTURE

Katrien: "Brushed oak fits in perfectly with different interior styles. This floor is based on a brushed European oak sprinkled with a few subtle cracks and knots. The subtle brushed effect really brings out the natural imperfections and gives each plank a soft, rustic character."

Laurent: "The brushed effect really highlights the oak's structure and makes the floor not only look but also feel like real wood. To accomplish this, we developed a new technology to create 64 different depths, on the surface as well as in the bevel – a feature that's unseen in laminate flooring. In addition, the way the light hits these variations in depths creates a subtle difference in gloss levels. The attention to detail is quite astounding and demanded our engineering team to go above and beyond what's possible."

ADD DEPTH TO YOUR INTERIOR

The astoundingly detailed structure consists of 64 different depths, on the surface as well as in the bevel. It makes the floor look and feel exactly like real wood.

CRACKED OAK NATURAL: A NEW TAKE ON THE 'RECLAIMED' LOOK

Katrien: "The originals of our Cracked oak design are planks we found in old train wagons. We sanded them until the wood beneath became visible. As a result, the surface is rather clean but with dark knots and cracks – like splits in the wood – that are very pronounced."

Laurent: "Here, the challenge was to harmonise the smooth, sanded surface with the sharp edges of the cracks. The structure has to be pressed very precisely to obtain the exceptionally sharp edges along the cracks."

REALISTIC CRACKS

The realistic, sharp edges along the cracks are the result of an innovative and very precise pressing technology.

SOFT PATINA OAK: AN ADDED LAYER OF ZEN

Katrien: "Due to its versatility, oak remains as popular as ever. By treating the original planks with a robust patina, imperfections have been softened to create a romantic zen look."

Laurent: "Giving Soft patina oak its authentic, zen look wasn't easy. In fact, we had to completely redevelop our oil patina print technology to ensure that the white oil perfectly highlights the details of the décor and complements the structure of the plank. We had to test several different approaches before we ended up with the right one."

"The subtle and intended imperfections are where this floor really shines. If you look closely, you'll notice touches of matt finish, which give the floor a used look. In addition, the bevel looks distressed and splintered – just like a real wooden floor does."

Discover the complete Signature collection on p. 32-33

PERFECT PATINA EFFECT

The oil patina print technology ensures that the white oil perfectly complements the structure of the plank.

Quick-Step's five trends to watch

"To dream up new and authentic floors, we keep a close eye on the latest trends in architecture and design. Discover the most remarkable insights we've gathered."

KATRIEN DE VLIEGER, DESIGN MANAGER AT QUICK-STEP

PATTERNS

Patterns are making a clear comeback: on wallpaper, fabrics,... but also on your floor. A nostalgic herringbone pattern will turn any room into an eye-catcher.

Impressive Patterns - Chevron oak medium - IPA4160

CONTRAST

Radiating warmth and softness, pastels are here to stay. Add some power with a contrasting colour, like black or combine them with a brighter variation of the same hue. It adds a subtle colour play and originality.

Signature - Painted oak black - SIG4755

WORLD TRAVELLER

The world is our playground – and our home reflects that notion. This interior is inspired by cultures from around the globe. Marked by warm colours and earthly hues of red, orange, terracotta, green plants and lots of textures. The influence of different journeys is felt throughout.

Signature - Cracked oak natural - SIG4767

IMPERFECT ZEN

This trend is all about subtle rough structures and natural elements. Asymmetry, rawness, simplicity and natural imperfection of the materials create a pure and balanced whole. Go for a mix of untreated wood and other tactile materials in combination with a light colour palette.

Signature - Patina oak grey - SIG4752

RUSTIC CHIC

Deep-grained wood, leather, metal and marble create a rustic chic atmosphere, not only in look, but also in feel. Marked by an unprecedented level of realism, the texture and structure of the floors breathe authenticity. The result is a space where luxurious, classical and rustic elements meet.

Signature - Waxed oak brown - SIG4756

Signature
Impressive (Ultra)
Eligna
Elite
Majestic
Largo

BEAUTY COMES IN MANY SIZES
Arte
Classic
Creo
Impressive Patterns
Exquisa

Bevels create rhythm

Each Laminate floor has its own story and unique look and feel. Quick-Step's design team carefully selects the structure, treatment, finishing and bevel to create the overall character. In this way, bevels determine the floor's rhythm and atmosphere.

GENUINE BEVEL

The bevel fits the character of the floor perfectly. The colour, design and structure of the plank are visible throughout the bevel.

IMPRESSION BEVEL

An effect that gives you the impression of bevels and gives the floor the look of real planks.

MICRO BEVEL

Fine, micro-bevelled edges clearly outline the planks.

Resisting everything, even water

Meet the latest generation of laminate floors. Floors that don't just look exceptionally stylish and natural, but that can also take the hustle and bustle of daily life. And above all, they also have a 100% waterproof surface.

DISCOVER OUR COMPLETE COLLECTION OF WATERPROOF SURFACE FLOORS ON P. 24-29

SPILLED A DRINK? DID THE KIDS PLAY WITH WATER?

Don't panic: the liquid won't be absorbed by the floor and you can mop it up immediately. Six of our Laminate collections – Signature, Majestic, Impressive (Ultra), Eligna, Classic and Impressive Patterns – are equipped with a water-repellent HydroSeal coating. Cleaning is easier than ever thanks to these floors' water-resistant properties. A completely sealed surface means that bacteria, dirt and even liquids don't stand a chance. They can simply be wiped off with a damp cloth, leaving a clean, hygienic surface. Thanks to these features, Laminate is the ideal floor for your kitchen and hallway. It also makes it the perfect choice for your bathroom. On top of that, Quick-Step offers a warranty of up to 25-years on your new Laminate floor, guaranteeing many years of worry-free pleasure in your home.

Learn more about the water-resistant properties of our floors on www.quick-step.com

Find everything you need for a water-resistant finish of your floor on p. 71

Competitor's laminate

Quick-Step Laminate

Thanks to its unique water-resistant properties, Quick-Step Laminate doesn't absorb any moisture. As a result, the bevel remains as smooth as ever, even after cleaning with large amounts of water.

Choose your Laminate floor

NEW

Signature

The most refined and water-resistant laminate floor. The unprecedented attention to detail makes your laminate indistinguishable from real wood.

Dimensions:

138 x 21.2 cm

Thickness:

9 mm

Pack:

7 planks = 2.048 m²

Bevels:

4 genuine bevels

Warranty:

Domestic 25y / Commercial 5y / Wet 10y

Class:

32

Installation:

Waterproof surface:

Majestic

The extra-large format, natural look and water-resistant technology make this floor a perfect choice to create a truly regal interior with a spacious appearance.

Dimensions:

205 x 24 cm

Thickness:

9.5 mm

Pack:

6 planks = 2.952m²

Bevels:

4 genuine bevels

Warranty:

Domestic 25y / Commercial 5y / Wet 10y

Class:

32

Installation:

Waterproof surface:

Largo

With their extraordinary length of more than two-metres, these planks exude class and quality. The micro bevel adds more depth to your interior.

Dimensions:

205 x 20.5 cm

Thickness:

9.5 mm

Pack:

6 planks = 2.522 m²

Bevels:

4 micro bevels

Warranty:

Domestic 25y / Commercial 5y

Class:

32

Installation:

UNICLIC PATENTED TECHNOLOGY

Impressive

A collection of medium-sized and water-resistant laminate floors that look and feel exceptionally natural.

Dimensions:

138 x 19 cm

Thickness:

8 mm

Pack:

7 planks = 1.835 m²

Bevels:

4 genuine bevels

Warranty:

Domestic 25y / Commercial 5y / Wet 10y

Class:

32

Installation:

UNICLIC PATENTED TECHNOLOGY

Waterproof surface:

HYDROSEAL

Impressive Ultra

Besides the impressive natural look and water-resistant features, Impressive Ultra adds an extra layer of protection that will make your floor last even longer. Ideal for rooms under intensive use.

Dimensions:

138 x 19 cm

Thickness:

12 mm

Pack:

5 planks = 1.311 m²

Bevels:

4 genuine bevels

Warranty:

Domestic 25y / Commercial 10y / Wet 10y

Class:

33

Installation:

UNICLIC PATENTED TECHNOLOGY

Waterproof surface:

HYDROSEAL

Eligna

Elegant, water-resistant floors with an excellent balance between length and width. The absence of bevels gives your interior a streamlined appearance.

Dimensions:

138 x 15.6 cm

Thickness:

8 mm

Pack:

8 planks = 1.722 m²

Bevels:

0

Warranty:

Domestic 25y / Commercial 5y / Wet 5y

Class:

32

Installation:

UNICLIC PATENTED TECHNOLOGY

Waterproof surface:

HYDRO SEAL

Elite

Elegant planks with a subtle micro bevel to add more depth to your interior.

Dimensions:

138 x 15.6 cm

Thickness:

8 mm

Pack:

8 planks = 1.722 m²

Bevels:

4 micro bevels

Warranty:

Domestic 25y / Commercial 5y

Class:

32

Installation:

UNICLIC PATENTED TECHNOLOGY

Classic

Water-resistant Classic floors offer a balanced combination of colours and styles, blended with a natural look and feel.

Dimensions:

120 x 19 cm

Thickness:

8 mm

Pack:

7 planks = 1.596 m²

Bevels:

0 or 4 impression bevels

Warranty:

Domestic 25y / Commercial 5y / Wet 5y

Class:

32

Installation:

UNICLIC® PATENTED TECHNOLOGY

Waterproof surface:

HYDRO SEAL

Creo

The 7 mm standard-sized and bevel-less planks provide a streamlined appearance.

Dimensions:

120 x 19 cm

Thickness:

7 mm

Pack:

8 planks = 1.824 m²

Bevels:

0

Warranty:

Domestic 20y

Class:

32

Installation:

UNICLIC® PATENTED TECHNOLOGY

NEW

Impressive Patterns

Give free rein to your imagination with these water-resistant patterns.

Dimensions:

120 x 39.6 cm



Thickness:

8 mm

Pack:

4 planks = 1.901 m²

Bevels:

2 or 4 genuine bevels

Warranty:

Domestic 25y / Commercial 5y / Wet 5y

Class:

32

Installation:

UNICLIC PATENTED TECHNOLOGY

Waterproof surface:

HYDRO SEAL

Arte

Large laminate tiles with subtle V-grooves. Combine the durability of an original tile floor with the practical benefits of laminate.

Dimensions:

62.4 x 62.4 cm

Thickness:

9.5 mm

Pack:

4 planks = 1.558 m²

Bevels:

4 micro bevels

Warranty:

Domestic 25y / Commercial 5y

Class:

32

Installation:

UNICLIC PATENTED TECHNOLOGY

CLASS 32

For residential use. Normal, daily use in ordinary living spaces.

CLASS 33

For commercial use and high traffic residential use. Extra wear-resistant floors for areas with higher usage.

WARRANTY

For more information about the domestic, commercial or wet warranty of the floors go to www.quick-step.com

Three ways to your perfect floor

ENTER THE FLOOREXPLORER

With so many flooring options to choose from, making the right decision can be a challenge. With our online FloorExplorer we'll guide you to a selection of floors that match your personal needs and style in just a few steps. Give it a try!

ORDER FLOOR SAMPLES ONLINE

Want to see what the floor of your choice would look like in reality, as well as how it matches with your furniture, wall colour,...?
Order a floor sample on our website and see for yourself.

ORDER YOUR ENTIRE FLOOR ONLINE

Convinced? Visit your nearest Quick-Step dealer or order directly from our webstore. Online payment is super secure, and delivery is free for orders above £300. You can also choose to pick up your order at your local dealer.

www.quick-step.com

Exquisa

An innovative floor with a tactile surface structure. The boards can consists of different tiles.

Dimensions:

122.4 x 40.8 cm

Thickness:

8 mm

Pack:

2 planks = 0.999 m²

Bevels:

4 micro bevels or 4 genuine bevels

Warranty:

Domestic 25y / Commercial 5y

Class:

32

Installation:

UNICLIC MULTIFIT PATENTED TECHNOLOGY

LAMINATE COLLECTION 2019

SIG4748

NEW

Signature

SIZE

138 x 21.2 cm x 9 mm

The most refined and water-resistant laminate floor. The unprecedented attention to detail makes your laminate indistinguishable from real wood.

Read the complete story on p.10

4 GENUINE BEVELS

PAINTED OAK WHITE

SIG4753

WHITE PREMIUM OAK

SIG4757

SOFT PATINA OAK

SIG4748

BRUSHED OAK GREY

SIG4765

PATINA OAK GREY

SIG4752



PAINTED OAK ROSE

SIG4754

BEIGE VARNISHED OAK

SIG4750

BRUSHED OAK BEIGE

SIG4764

BRUSHED OAK NATURAL

SIG4763

BRUSHED OAK WARM NATURAL

SIG4762

NATURAL VARNISHED OAK

SIG4749

CRACKED OAK NATURAL

SIG4767

PATINA OAK BROWN

SIG4751

BRUSHED OAK BROWN

SIG4766

CHIC WALNUT

SIG4761

MERBAU

SIG4760

WAXED OAK BROWN

SIG4756

PAINTED OAK BLACK

SIG4755

Please note: the printed designs only give an impression of the actual colour and nuances of the pattern. They are not fully representative of all the different nuances within the design.
For a representative view of the surface structure and bevels of a floor, please ask your dealer for more advice.

Majestic

SIZE

205 x 24 cm x 9.5 mm

The extra-large format, natural look and water-resistant technology make this floor a perfect choice to create a truly regal interior with a spacious appearance.

4 GENUINE BEVELS

VALLEY OAK LIGHT BEIGE

MJ3554

DESERT OAK LIGHT NATURAL

MJ3550

WOODLAND OAK BEIGE

MJ3545

WOODLAND OAK NATURAL

MJ3546

DESERT OAK WARM NATURAL

MJ3551

VALLEY OAK LIGHT BROWN

MJ3555

Order your floor samples and floor online at www.quick-step.com

WOODLAND OAK LIGHT GREY

MJ3547

DESERT OAK BRUSHED GREY

MJ3552

WOODLAND OAK BROWN

MJ3548

DESERT OAK BRUSHED DARK BROWN

MJ3553

Largo

SIZE

205 x 20.5 cm x 9.5 mm

With their extraordinary length of more than two-metres, these planks exude class and quality. The micro bevel adds more depth to your interior.

4 MICRO BEVELS

PACIFIC OAK

LPU1507

Subtle prints on this floor

LIGHT RUSTIC OAK

LPU1396

LONG ISLAND OAK LIGHT

LPU1660

DOMINICANO OAK GREY

LPU1663

AUTHENTIC OAK

LPU1505

DOMINICANO OAK NATURAL

LPU1622

WHITE VINTAGE OAK

LPU3985

LONG ISLAND OAK NATURAL

LPU1661

WHITE VARNISHED OAK

LPU1283

CAMBRIDGE OAK NATURAL

LPU1662

NATURAL VARNISHED OAK

LPU1284

CAMBRIDGE OAK DARK

LPU1664

GREY VINTAGE OAK

LPU3986

NATURAL VARNISHED MERBAU

LPU3988

LPU1662

Impressive
Impressive Ultra

IMPRESSIVE
138 x 19 cm x 8 mm

IMPRESSIVE ULTRA
138 x 19 cm x 12 mm

A collection of medium-sized and water-resistant laminate floors that look and feel exceptionally natural. Impressive Ultra adds an extra layer of protection that will make your floor last longer, even under intensive use.

4 GENUINE BEVELS

WHITE PLANKS

IM1859	IMU1859

PATINA CLASSIC OAK LIGHT

IM3559	IMU3559

CONCRETE WOOD LIGHT GREY

IM1861	IMU1861

PATINA CLASSIC OAK GREY

IM3560	IMU3560

SOFT OAK LIGHT

IM1854	IMU1854

SAW CUT OAK GREY

IM1858	IMU1858

SOFT OAK GREY

IM3558	IMU3558

SAW CUT OAK BEIGE

IM1857	IMU1857

NATURAL PINE

IM1860	IMU1860

SANDBLASTED OAK NATURAL

IM1853	IMU1853

CLASSIC OAK BEIGE

IM1847	IMU1847

WHITE VARNISHED OAK

IM3105	IMU3105

SOFT OAK MEDIUM

IM1856	IMU1856

SOFT OAK NATURAL

IM1855	IMU1855

NATURAL VARNISHED OAK

IM3106	IMU3106

CLASSIC OAK NATURAL

IM1848	IMU1848

SOFT OAK LIGHT BROWN

IM3557	IMU3557

SCRAPED OAK GREY BROWN

IM1850	IMU1850

CLASSIC OAK BROWN

IM1849	IMU1849

BURNED PLANKS

IM1862	IMU1862

IMU1856

Eligna

SIZE

138 x 15.6 cm x 8 mm

Elegant, water-resistant floors with an excellent balance between length and width. The absence of bevels gives your interior a streamlined appearance.

0 BEVELS

WENGÉ PASSIONATA

EL1300

ESTATE OAK LIGHT GREY

EL3573

VENICE OAK LIGHT

EL3990

NEWCASTLE OAK GREY

EL3580

VENICE OAK GREY

EL3906

ESTATE OAK BEIGE

EL3574

0 BEVELS

VENICE OAK BEIGE

EL3907

LIGHT GREY VARNISHED OAK

EL1304

WHITE VARNISHED OAK

EL915

VENICE OAK NATURAL

EL3908

RIVA OAK NATURAL

EL3578

NATURAL VARNISHED OAK

EL896

WHITE OAK LIGHT

EL1491

OLD OAK MATT OILED

EL312

RIVA OAK BROWN

EL3579

METALLIC CÉRUSÉ OAK GOLD

EL3466

Metallic effect

NEWCASTLE OAK BROWN

EL3582

OILED WALNUT

EL1043

MERBAU

EL996

NEWCASTLE OAK DARK

EL3581

Elite

SIZE

138 x 15.6 cm x 8 mm

Elegant planks with a subtle micro bevel to add more depth to your interior.

4 MICRO BEVELS

LIGHT GREY VARNISHED OAK

UE1304

WORN LIGHT OAK

UE1303

WHITE OAK LIGHT

UE1491

OLD WHITE OAK NATURAL

UE1493

WHITE OAK MEDIUM

UE1492

OLD WHITE OAK DARK

UE1496

OLD OAK LIGHT GREY

UE1406

OLD OAK GREY

UE1388

UE1304

Classic

SIZE

120 x 19 cm x 8 mm

Water-resistant Classic floors offer a balanced combination of colours and styles, blended with a natural look and feel.

0 BEVELS

RECLAIMED WHITE PATINA OAK

CL1653

VICTORIA OAK

CLM3185

ENHANCED BEECH 3 STRIP

CL1016

ENHANCED OAK NATURAL VARNISHED 3 STRIP

CL998

ENHANCED MERBAU 3 STRIP

CL1039

4 IMPRESSION BEVELS

BLEACHED WHITE TEAK

CLM1290

BLEACHED WHITE OAK

CLM1291

OLD OAK LIGHT GREY

CLM1405

HAVANNA OAK NATURAL

CLM1655

MIDNIGHT OAK NATURAL

CLM1487

WINDSOR OAK

CLM3184

MOONLIGHT OAK NATURAL

CLM1659

NATURAL VARNISHED OAK

CLM1292

OLD OAK NATURAL

CLM1381

MIDNIGHT OAK BROWN

CLM1488

OLD OAK GREY

CLM1382

Creo

SIZE

120 x 19 cm x 7 mm

The 7 mm standard-sized and bevel-less planks provide a streamlined appearance.

0 BEVELS

CHARLOTTE OAK WHITE

CR3178

CHARLOTTE OAK BROWN

CR3177

VIRGINIA OAK NATURAL

CR3182

TENNESSEE OAK GREY

CR3181

TENNESSEE OAK LIGHT WOOD

CR3179

TENNESSEE OAK NATURAL

CR3180

LOUISIANA OAK NATURAL

CR3176

VIRGINIA OAK BROWN

CR3183

NEW

Impressive Patterns

SIZE

120 x 39.6 cm x 8 mm

Give free rein to your imagination with these water-resistant patterns.

1 FLOOR

2 INSTALLATION PATTERNS

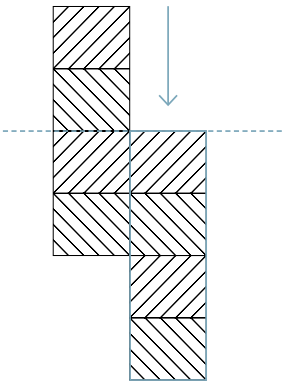

PATTERN 1 - OPTION A: CHEVRON PATTERN

Shift 50% of the plank

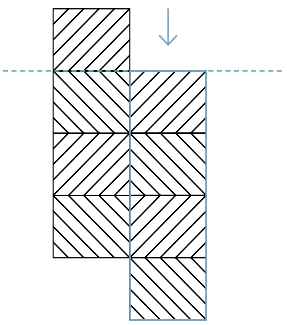

PATTERN 1 - OPTION B: DIAMOND PATTERN

Shift 25% of the plank

PATTERN 2

4 GENUINE BEVELS

ROYAL OAK NATURAL

IPA4142

ROYAL OAK DARK BROWN

IPA4145

PATTERN 1

2 GENUINE BEVELS

CHEVRON OAK MEDIUM

IPA4160

CHEVRON OAK TAUPE

IPA4164

CHEVRON OAK NATURAL

IPA4161

CHEVRON OAK BROWN

IPA4162

Arte

SIZE

62.4 x 62.4 cm x 9.5 mm

Large laminate tiles with subtle V-grooves. Combine the durability of an original tile floor with the practical benefits of laminate.

4 MICRO BEVELS

MARBLE CARRARA

UF1400

LEATHER TILE LIGHT

UF1401

LEATHER TILE DARK

UF1402

POLISHED CONCRETE NATURAL

UF1246

POLISHED CONCRETE DARK

UF1247

VERSAILLES WHITE OILED

UF1248

VERSAILLES LIGHT

UF1155

UF1400

Exquisa

SIZE

122.4 x 40.8 cm x 8 mm

An innovative floor with a tactile surface structure. The boards can consist of different tiles.

4 MICRO BEVELS

TIVOLI TRAVERTINE

EXQ1556

SLATE DARK

EXQ1552

SLATE BLACK

EXQ1550

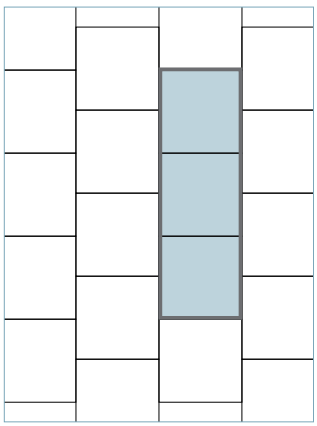

SIZE

1 plank: 122.4 x 40.8 cm x 8 mm
1 tile: 40.8 x 40.8 cm x 8 mm

4 MICRO BEVELS

CRAFTED TEXTILE

EXQ1557

Example 1

SLATE BLACK GALAXY

EXQ1551

Example 2

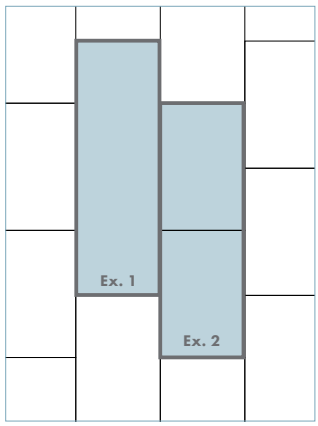

SIZE

Ex.1: 1 plank = 1tile: 122.4 x 40.8 cm x 8 mm
Ex.2: 1 plank = 2 tiles: 61.2 x 40.8 cm x 8 mm

4 GENUINE BEVELS

CERAMIC WHITE

EXQ1553

CERAMIC LIGHT

EXQ1554

CERAMIC DARK

EXQ1555

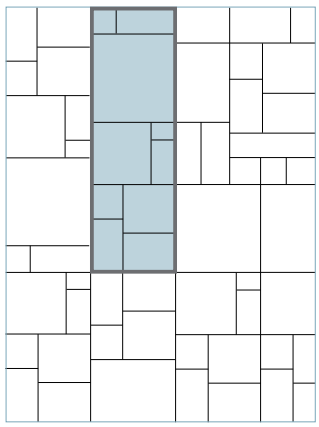

SIZE

1 plank: 122.4 x 40.8 cm x 8 mm
1 tile: multipattern

INSTALLATION HAS NEVER
BEEN THIS EASY

Install your floor without hassle

Do you want to install the floor yourself, or would you rather leave it to an expert? Anything is possible at Quick-Step.

Quick•Step® Master Installer: perfection without worry

Opt for professional installation by an accredited Quick-Step Master Installer. These Master Installers are trained at the Quick-Step Academy, the most exclusive training centre in the flooring industry.

WHY CHOOSE A QUICK•STEP® MASTER INSTALLER?

- Get the best end result with expert underlay selection and subfloor preparation.
- Make your floor stand out with advice on the correct installation direction.
- Enjoy a perfect finish, down to the last detail: skirtings, profiles and staircases are meticulously placed.
- Expert quality at the right price.
- Inside knowledge on the latest features.
- A lifetime warranty* on the installation.

* The duration of the lifetime warranty is equal to the duration of the product warranty. More info: www.quick-step.com

Do it yourself

When you've found your dream floor, you want it installed as quickly and smoothly as possible. The Quick-Step Uniclic® and Uniclic® Multifit click systems ensure a worry-free installation, even in tight corners and under radiators. On top of that, all Quick-Step Laminate floors can be installed over traditional underfloor heating.

You can find everything you need to install your floor at Quick-Step, including tools, glue and accessories.

Need some guidance? Check out our installation tips and videos at www.quick-step.com

EVERYTHING YOU NEED
FOR A PERFECT FLOORING EXPERIENCE

Easy installation

The perfect underlay

Choosing the right underlay is essential for the final look, quality and comfort of your new laminate floor. Moreover, Quick-Step's easy-to-install underlays are compatible with floor heating and provide:

- excellent acoustic and thermal insulation;
- a stable base for the Uniclic® and Uniclic® Multifit systems;
- protection from rising damp.

Find out which one of our five underlays is the best choice for your project.

Quick•Step® underlays

SILENT WALK

Thickness: 2 mm Roll: 7 m²

The ideal underlay for rooms with heavy traffic (living room, hallway, etc.). Offers optimal noise reduction and the best efficiency with floor heating.

UNISOUND

Thickness: 2 mm Roll: 15 m²

Great all-round underlay for rooms with frequent traffic (living room, hallway, kitchen, etc.).

BASIC PLUS

Thickness: 2 mm Roll: 15 m²/60 m²

Good all-round underlay for rooms with less traffic (attic, home office, etc.).

TRANSITSOUND

Thickness: 2 mm Roll: 15 m²

Ideal noise-reducing underlay for upper floor rooms and apartments.

THERMOLEVEL

Thickness: 5 mm Box: 9 m²

Ideal for irregular subfloors. Provides additional insulation. Not compatible with floor heating.

Installation tools

NETAPE50



ADHESIVE TAPE

Roll: 50 m

Attach your underlay for a moisture-proof underlay installation.

QSTOOLA

INSTALLATION SET

Tapping block: to easily click planks together. Cramp iron: to click planks together in hard-to-reach places. Spacers: to provide an expansion joint (8 to 10 mm) between walls and floor.

INSTALLING THE RIGHT UNDERLAY HAS A MAJOR IMPACT ON THE FINAL LOOK, QUALITY AND ACOUSTICS OF YOUR FLOOR.

Finish in style

Why choose Quick•Step® skirtings and profiles?

PERFECTLY MATCHING COLOURS

Our skirtings and profiles perfectly match the colour of every floor.

SCRATCH-RESISTANT TOP LAYER

Quick-Step skirtings and profiles are scratch-resistant and protected against everyday wear and tear.

QUICK•STEP® WARRANTY

They come with the same warranty as the floors.

Skirtings

STANDARD SKIRTING

240 x 1.2 x 5.8 cm
Installation method: One4All Glue or Clips

Adjustable in height (4 or 5.8 cm). Use the included plugs (per 6 pieces of skirting) to connect skirtings, and also at the corners. Plugs are also available separately (NEPLUG).

LARGO SKIRTING

240 x 1.4 x 10 cm
Installation method: One4All Glue or Track

Includes space to hide cables.
Only for Largo floors.

PARQUET SKIRTING BOARD

240 x 1.4 x 7.7 cm
Installation method: One4All Glue or Track

Includes space to hide cables. Use plugs (NEPLUG) to connect skirtings, also along the corners. To be ordered separately.

SCOTIA

240 x 1.7 x 1.7 cm
Installation method: One4All Glue

Paintable skirtings

Paintable skirtings with Incizo® technology are easily cut to fit the desired height (thanks to the preapplied cuts). Once they are fitted, you can paint them or just leave white.

OVOLO PAINTABLE SKIRTING

SHAPE 1

SHAPE 2

240 x 1.6 x 16 cm
Installation method: One4All Glue

Can be used in two shapes for more decorative freedom.
Adjustable in height (use the Incizo® knife): 5 heights possible between 2.5 cm and 13.4 cm.

OGEE PAINTABLE SKIRTING

SHAPE 1

SHAPE 2

240 x 1.6 x 16 cm
Installation method: One4All Glue

Can be used in two shapes for more decorative freedom.
Adjustable in height (use the Incizo® knife): 4 heights possible between 2 cm and 14 cm.

COVER PAINTABLE SKIRTING

240 x 1.6 x 12.9 cm
Installation method: One4All Glue

Adjustable in height: 4 heights possible between 6.8 cm and 12.9 cm.

WATER-RESISTANT PAINTABLE SKIRTING

200 x 1.2 x 5.8 cm
Installation method: One4All Glue

PAINTABLE SKIRTING

240 x 1.4 x 4 cm
Installation method: One4All Glue

Also available in a flexible version (QSFLEXSKR) to finish your entire space in the same style.

FLEXIBLE PAINTABLE SKIRTING

1.4 x 4 cm
Installation method: Glue

Can be cut to the desired length.

Installation tools for skirtings

ONE4ALL GLUE

290 ml

One tube glues 15 m of skirtings.

PLUGS

24 connections for inside and outside corners +
24 connections for straight stretches.

Only for standard and parquet skirtings.

TRACK

240 x 0.8 x 2.7 cm

Secure the track to the wall with screws or the One4All glue and click the skirtings in place.

CLIPS

1 pack: 50 clips

Place one clip every 0.5 m along the wall and click the skirtings to the clips. Not compatible with 12 mm floors.

MOISTURE-PROOF FINISHING TOOLS: USE OUR HYDROKIT AND PE FOAM FOR A 100% WATER-RESISTANT FINISH.

Discover more on p. 71



Finish your floor with our skirtings and Incizo® profile, available in perfectly matching colours.

Profiles

Incizo® profile: 1 profile, 5 applications

Quick-Step's Incizo® profile is a multifunctional finishing tool that can be used to finish your floor and stairs in matching colours. Simply cut the Incizo® basic profile to desired shape with the supplied Incizo® knife.

INCIZO® PROFILE

215 x 4.8 x 1.3 cm
Contents: 1 Incizo® profile, 1 Incizo® knife, 1 plastic rail.

APPLICATION 1

Connect two floors of different heights.

APPLICATION 2

Connect two floors of the same height.

APPLICATION 3

Finish your floor along walls or windows.

APPLICATION 4

Create a nice transition between your Laminate floor and other flooring types.

APPLICATION 5

The Incizo® profile also allows you to finish your stairs in the flooring design of your choice. For this application you need the Incizo® profile and an aluminium sub-profile.



INCIZO® ALUMINIUM SUB-PROFILE FOR STAIRS

215 x 7.1 x 2.0 cm

Metal profiles

METAL INCIZO® PROFILE

270 x 4.74 x 1.14 cm

Contents: 1 Incizo® profile, 1 handle, 1 plastic rail. Silver profile also available in size 93 cm x 4.74 cm x 1.14 cm. Not compatible with 12 mm floors.

MULTIFUNCTIONAL PROFILE

186 x 4.7 x 1 cm

To bridge height differences up to 12.3 mm.

Finishing tools

KIT

310 ml

Fill up the space between skirtings and floor. Available in matching colours.
Average usage: 1 tube per 30 m² room.

PIPE COVERS

2 pcs/pack

Properly finish pipes and heating elements. Available in inside diameter size 15 mm and 22 mm.

DOORMAT

Frame: 79 x 47.8 cm
Doormat: 74.6 x 43.4 x 0.9 cm

An elegant way to prevent dust and dirt from entering.

Tools for a completely water-resistant finish

Use our Hydrokit and PE foam for a 100% water-resistant finish and get an additional 10-year warranty on residential installation in damp spaces. Compatible with Signature, Majestic, Impressive (Ultra), Eligna, Classic and Impressive Patterns.

QSKITTRANSP

HYDROKIT

310 ml

Transparent silicone for an invisible and water-resistant skirting and profile finish.
Average use: 15m/tube.

NEFOAMSTRIP20

PE FOAM

20 times 1 m x 10 mm

Fill up expansion joints with this waterproof solution for skirtings and profiles.
To be used in combination with the Hydrokit.

Worry-free maintenance

EASY MAINTENANCE FOR MAXIMUM VALUE

Quick-Step cleaning products are specifically developed for our floors. They cleanse the surface thoroughly and safeguard its original appearance to maximise that 'new floor' experience.

For detailed maintenance instructions, visit www.quick-step.com

Maintenance

QSCLEANING2500

CLEANING PRODUCT 2.5 L

Average usage: 37 cleaning sessions.

QSCLEANING1000

CLEANING PRODUCT 1L

Average usage: 15 cleaning sessions.

QSSPRAYKIT

CLEANING KIT

Mop holder with water tank and handy lever to easily moisten and mop your floor. Also includes a cleanable microfibre mop and one-litre of Quick-Step cleaning product.

QSSPRAYMOP

CLEANABLE MICROFIBRE MOP

QSREPAIR

REPAIR KIT

Easily repair light damage in the original colour. It assures that your floor is protected again.
Find detailed instructions at www.quick-step.com

SIG4760

Setting the stage for sustainability

Everyday, UNILIN – the company behind Quick-Step – pushes the boundaries of what it means to be a flooring brand. Apart from making our floors as beautiful and enduring as possible, we also strive to make them as sustainable as possible, and to minimise our ecological impact in every way we can. Just like you, we are convinced that a world of beauty is a world where we respect and treasure our natural resources.

"Sustainability has become indispensable for doing business.
That's why we strive to make our floors as sustainable as possible."

TINO MULLE, CHIEF SUSTAINABILITY OFFICER AT UNILIN

This means we're not just mindful of how we source our raw materials, but also how we provide energy for production. In many UNILIN factories, end-of-life wood waste is the primary energy source.

NO TREES WERE HARMED IN THIS PRODUCTION PROCESS

Did you know our laminate floors are entirely made from residues of the forestry and wood industry? By using leftover materials to create a new product, we actively lower the amount of carbon dioxide that's released into the atmosphere. In fact, no tree is felled to create your new dream floor.

All our Laminate floors are also Ecolabel stamped. This means they adhere to the most stringent EU rules for indoor air quality, raw materials quality and sourcing, and workers health & safety.

THE CREDENTIALS OF OUR FLOORING

To provide you with maximum value, Quick-Step Laminate floors adhere to the most stringent quality and sustainability labels.

EU ECOLABEL

A label of environmental excellence awarded to products and services meeting high environmental standards throughout their lifecycle: from raw material extraction to production, distribution, use in your home and disposal at end-of-life.

PEFC

An internationally recognised label that ensures that the wood we use in our flooring comes from sustainable managed forests.

Your Quick•Step® point of sale

Quick•Step® is a quality product produced by UNILIN bvba – division Flooring, Ooigemstraat 3, B-8710 Wielsbeke, Belgium, Europe. Product images may differ from actual product. The availability of products, or the products themselves, may change at any time without notice. Content © 2019-2020 by UNILIN bvba – division Flooring. All rights reserved. The contents of this brochure may not be reproduced in whole or in part without prior written permission from the publisher. 019 102 01 - Z2 - EN.
Coverphoto: SIG4754

FOLLOW US ON

www.facebook.com/QuickStepFloors

www.youtube.com/quickstepfloor

www.pinterest.com/quickstepfloor

@QuickStepFloor

www.quick-step.com