

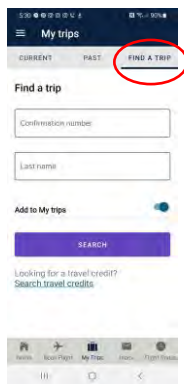
UNITED APP – WHAT YOU NEED TO DO FROM YOUR PHONE

Doing this now will save time at the airport!

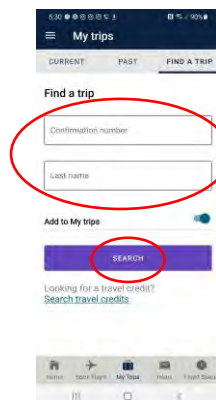
1. Save a copy of your passport (page with your picture) and your COVID vaccine card to your phone.
2. Download the UNITED APP on your phone
 - You may have to set up a login. **SAVE IT.**
 - Once the app is usable on your phone, click on My Trips at the bottom center.



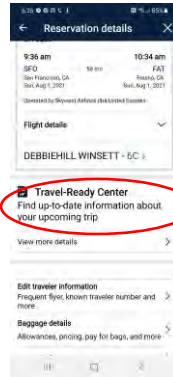
- If your July flights do not appear, click on Find a Trip in the gray bar near the top.



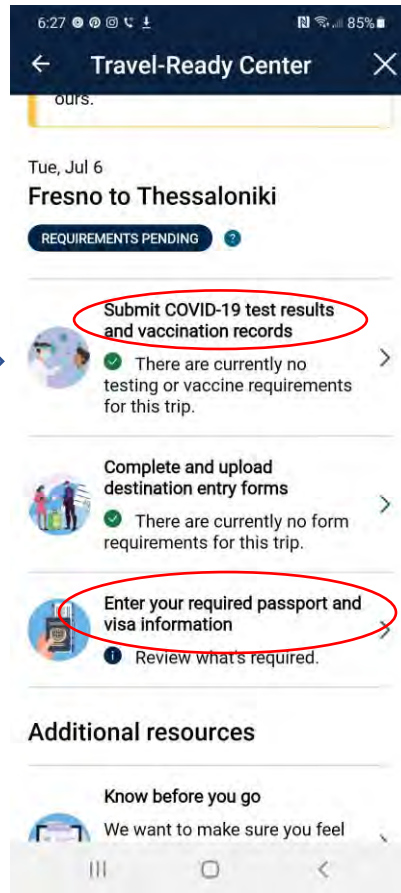
- Type in the flight confirmation # found on the email I sent you with your flight details and your last name then click Search.



- Your trip should now appear in the app. Click on View details.
- Click on Travel-Ready Center.



- Scroll down to Submit COVID-19 test results and vaccination records. Click on the arrow.
 - If you are going to Greece, there will be “none required” but upload your vaccine card if it will allow.
 - If you are going to Jordan, you can upload your vaccine card.
- Scroll down to Enter your required passport and visa information.
 - Upload your passport picture.



If you are going to Jordan 1st, this will say that you need to upload documents



- Your app may look a bit different. Work through it to upload documents if you can. You can also choose seats and get flight notifications + check in for flights.