
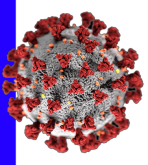

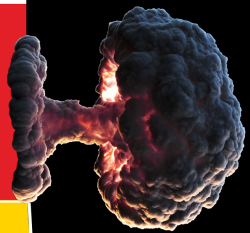




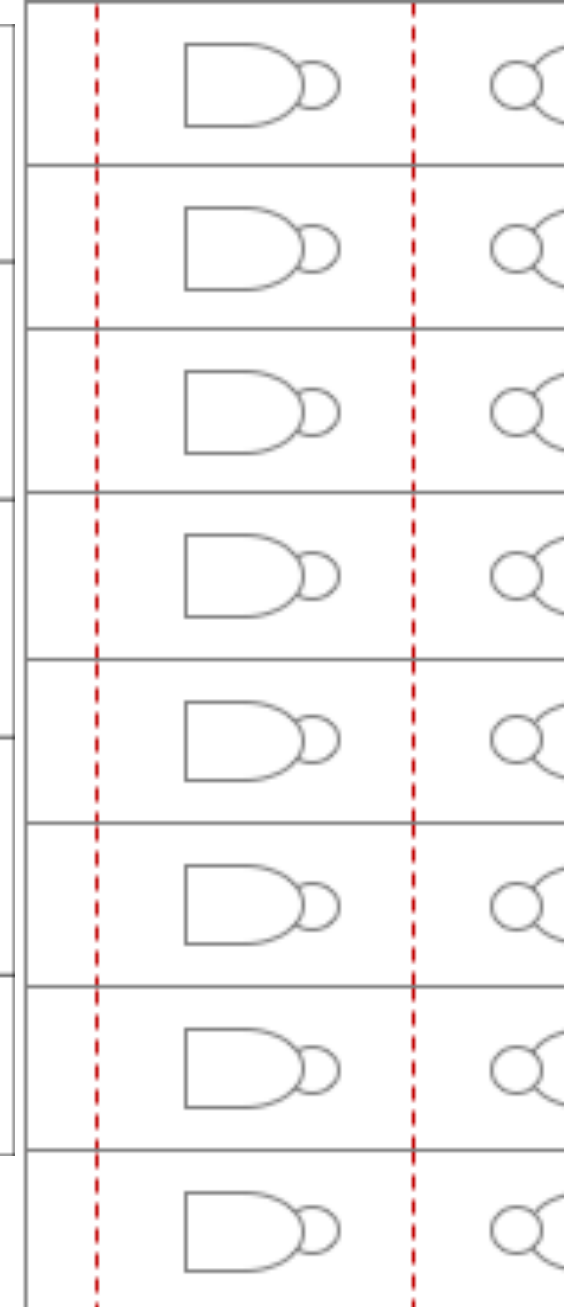
# PROWENTY

Can you Survive 2020 like a pro?



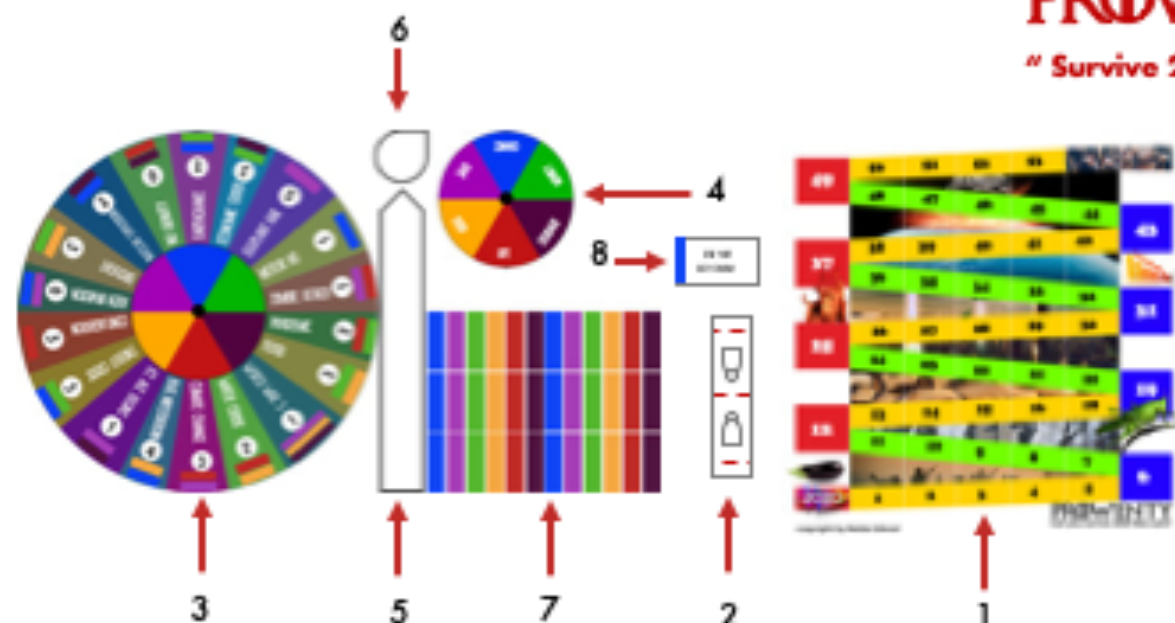


LEND YOUR LUCKY CHARM		GIVE A KISS ON CHEEK		FIND A HORSE SHOE		HOLD HANDS
HUG		SING A LOVE SONG		GIVE A KISS ON FOREHEAD		SAY A PRAISE
GIVE ALL THE CHANGE		BUY A DRINK		LEND A CLOTHING ITEM		READ A POEM
BRING FOOD OF CHOICE		BITE THE ARM		BUY TAKE OUT		WRITE YOUR OWN
DONATE BLOOD		TAKE A BULLET		KIDNEY TRANSFER		WRITE YOUR OWN



# PROWENTY

"Survive 2020 like a Pro!"



## The Printed Material:

1. BOARD
2. TOKENS -you may design and customize your own faces and gestures-
3. WHEEL OF FORTUNE
4. INNER CIRCLE
5. ARROW
6. MINI ARROW
7. RESOURCE LABELS
8. INNER CIRCLE CARDS

## Needed Material:

- Scissors
- Printer
- Eraser
- Spaghetti
- Straw
- Pin
- Pencil
- Tape

## How to play::

- Print out all the illustrations and cut them out carefully. Have your spaghetti and straw ready. Cut 3 thin slices from the straw.
- On top of an eraser place the arrow by folding from the dashed lines, then a slice of straw, then the Wheel of fortune, then another slice of straw and your inner circle on another slice of straw and on top the mini arrow and use a pin to create the wheel.
- Customize each pawn token and fold them from the dashed lines to make them stand
- Cut the cards out and make them ready too.

## Game Rules:

- Start with the eldest player
- Spin the wheel of fortune, wait till it stops on a disaster segment! The segment has a number (shows the number of weeks you could proceed and color labels, shows the resources you need to use to overcome this)
- Move the weeks and cut out pieces from your color labeled spaghetti
- When you are on the red weeks spin your inner circle. Before you spin tell the name of the person you are going to get support
- Choose from the colored cards to get physical responses as well as resources from your inner circle to survive the disaster
- Who finishes with more resources wins!



Print out the pages and make the equipment ready



Cut out the game pieces



Cut out the cards and place them on the board




Customize the player tokens




Spaghetti sticks are your survival assets. You need 6/player. Divide the sticks into 12 pieces by lining them



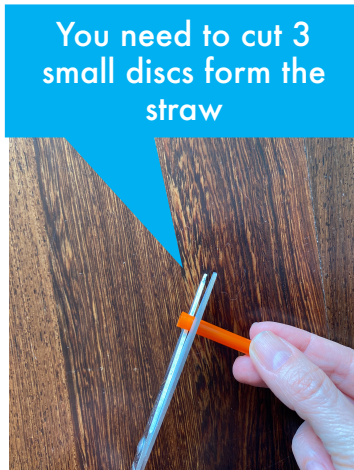
And flag them! As each represents a different asset



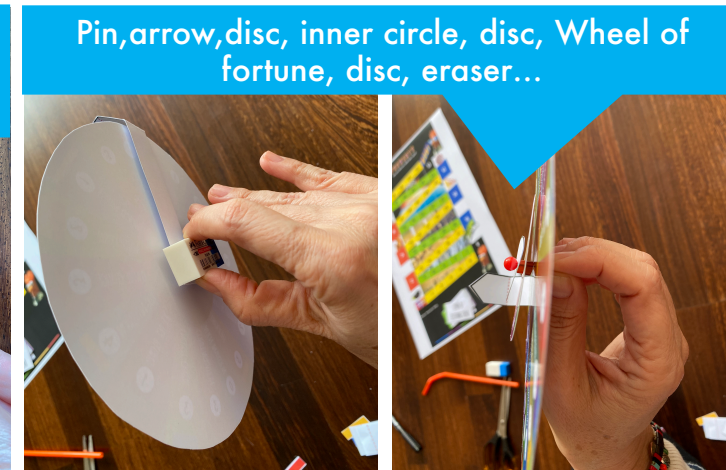
Fold the arrow to complete the Wheel of Fortune



You need to cut 3 small discs from the straw



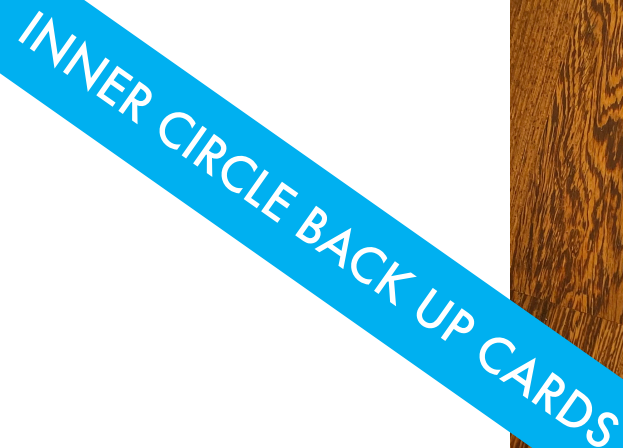
Pin, arrow, disc, inner circle, disc, Wheel of fortune, disc, eraser...



Ready!...







INNER CIRCLE BACK UP CARDS

## PLAYER TOKENS

# ASSETS TO SURVIVE 2020

## PROWENTY BOARD

**INNER CIRCLE**

# WHEEL OF FORTUNE





The Eldest player begins by spinning the Wheel of fortune




Number means, the number of weeks to proceed and the color means, you have to cut a piece from your spaghetti with the same color flag

If you come to the big blue or red colored weeks, then you could spin the inner circle



When you spin the inner circle the arrow will show a color. Pick a card from the inner circle deck of the same color, pick a player and they will lend you a piece of their spaghetti of that color



You could also ask them to do something in reality like on the cards or may write and create your own cards

Who finishes with more assets win!