

Staten Island Camera Club

Serving the Staten Island community since 1954.

THE

Clix



May 2020

Up Coming Events: Next Competition - To be announced - stay tuned for announcements.

We can hardly wait for when the City begins to open. When it does, we can begin to make future plans on how we can begin to gather together and share some experiences, some ideas, thoughts and more photographic learning.

I think it would be a tremendous benefit if you were to suggest somethings you would like us to tackle in the months to come. You can start as soon as now to make your ideas and desires known. It will be our job to make these suggestions a reality and implement them as soon as humanly possible. We're counting on you, so reply back with your thoughts.

President's Message by Dennis Arculeo

Well, our regular monthly competitions have come to a close. Looking back on this season, we have had some remarkable events. Though putting the pandemic aside we have managed to continue to provide our membership with worthwhile and targeted learning opportunities. Maybe you have not taken advantage of them or perhaps you were not able to attend virtually. We have tried to keep you both engaged and stimulated to continue the nurturing of your photographic journey.

We will be holding off the End of Season Competition until the Fall. We still have two Print competitions to preform and

hope that by the Fall we will be able to meet in person to enjoy a evening or two to physically see the inherent beauty in the printed images we craft. We will end this season at the end of 2020.

I am optimistic about the future of our club and the great people who are our loyal members. Even though the past season has not been without its own perils and tribulations, we stayed committed.. Going forward we will continue to put the health and safety of ours members first. We hope that you will continue to stay committed and work with us as we plan and develop our future activities.

Please have a wonderful summer, stay safe and keep on clicking.

Creating Stunning Online Galleries

Written by Jenn Mishra

Photographs, like all art, are meant to be shared. The way we share our images is key to how they are received. If you're anything like me, then you post to various social media platforms - maybe not every day, but at least periodically. The internet has made it easy to share photographs. But it has also made it easy to forget photographs.

We post images on social media and move on to the next thing. Our followers glance at an image and either click "like" or don't. Rarely do we go back to look at previous work. We miss the opportunity to look at our work as a cumulative whole.

In the past, we shared our photos in scrapbooks or as slideshows. Online galleries function in a similar way for digital photography. Like scrapbooking, there is an art to presenting our photos.

In this guide, I'll help you to create a stunning online gallery. I'll show you how to select photographs to include in your gallery. I'll suggest features to look for when choosing an online platform to showcase your gallery. Finally, I'll talk about effectively displaying your work online. In this, I'll cover the following:

- Selecting images for your online gallery
- Selecting the best online gallery platform
- Displaying your images online

What you include in your online gallery and how you choose to organize your images reflects on you as a photographer.

Let's start with tips on selecting images. For most of us, this is the most difficult step. Your gallery will only be as stunning as the photos you put into it.

Stunning online galleries have a theme. There is a sense, or feel, to the photos in the gallery. A random selection of photos will confuse your viewer.

Having a theme means setting some rules for the images you include. The good news is that you get to set these rules. How specific you make the rules is up to you.

Rules might include subject matter:

- Portraits
- Dogs
- The color orange

Rules might include geographic location:

- India
- Yosemite
- My back garden

Rules might include a time when the photos were taken:

- Sunset
- Winter
- 2020 family vacation

A well-constructed theme allows you to bring diverse photos together under one heading. I have a gallery

Continued on page 9.

Assigned Subject Digital Awards Gallery – Street Photography



Award

A Kiss at the Beach - Len Rachlin




Award

Street Performers - Scott Allen



Award

Chalk Artist Does Botticelli - Dennis Arculeo



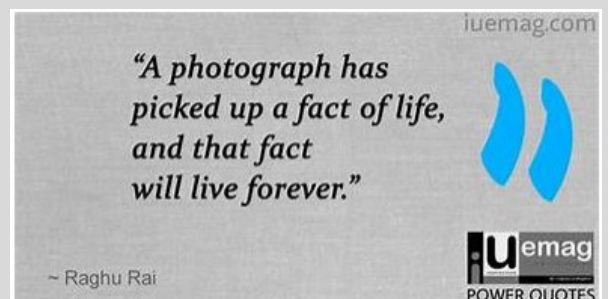
Award

Artwork Observer - Scott Allen



HM

A sign of the times - Shelley Levine



Award - First Place (9)

HM - Honorable Mention (8)

Assigned Subject Digital Gallery – Street Photography




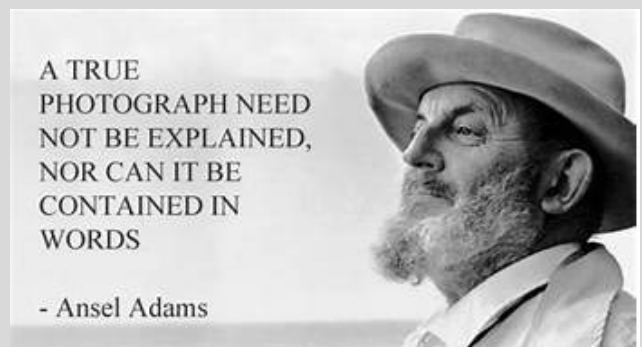
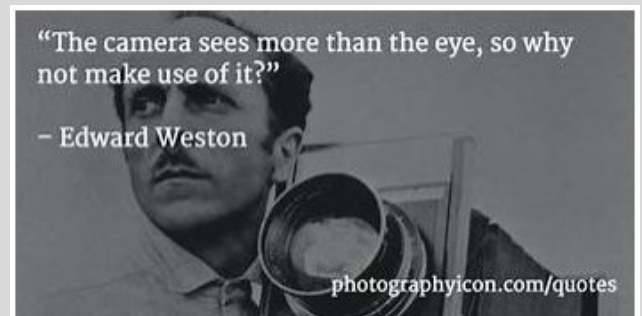
Curb Box Cover - Sue Svane



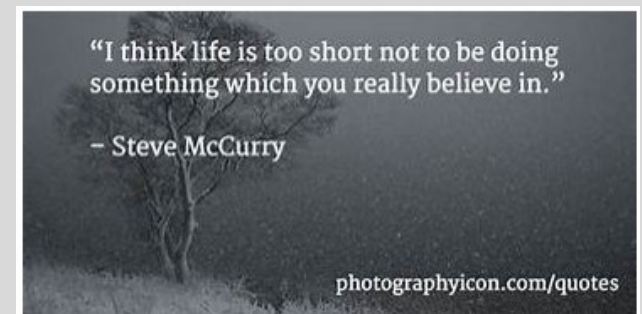
Street Art - Bob Green



Family at Coney Island - Len Rachlin



Madison Ave During Rush Hour - Michael Miglino



Award - First Place (9)

HM - Honorable Mention (8)

Digital Assigned Subject Leader Board

No. of Entries	Assigned Subject Digital Member	Total Points	As of Last Competition (May)	
			Award	Honorable Mention
12	Dennis Arculeo	98	Chalk Artist Does Botticelli	
12	Bob Green	94		Street Art
12	Lauren Arculeo	88		
12	Sue Svane	86		Curb Box Cover
12	Michael Miglino	85		Madison Ave. During Rush Hour
10	Scott Allen	84	Artwork Observer Street Performers	
12	Joe Sorge	84		
9	Len Rachlin	69	A Kiss At The Beach	Family At Coney Island
6	Robert Mantz	46		
4	Shelley Levine	30		A Sign Of The Times
2	Kirsten Bernhardt	14		
2	Mia Ame4ndolagine	12		
2	Craig Cosenza	12		Award - First Place (9)
1	Lora Livshits	7		HM - Honorable Mention (8)

Print Assigned Subject Leader Board

No. of Entries	Assigned Subject Digital Member	Total Points	As of Last Competition (February 2020)	
			Award	Honorable Mention
8	Dennis Arculeo	66	Paper, Light And Shadow A Daunting Task	
8	Joe Sorge	62	Form 4	Form 2
5	Michael Miglino	38		
2	Sue Svane	15		Kiwi

2019 - 2020 Assigned Subjects

September 2019 Close-Up or Macro

October 2019 Sunrise or Sunset

November 2019 Abstract

February 2020 Shapes or Forms

March 2020 Study Eye, Hand or Foot

April 2020 Street Photography

The Monthly Assigned Subject competitions are in addition to our regular monthly competitions. You have the option to compete with two images in any Assigned Subject in both Prints and Digital formats.

The Assigned Subject can be entered as a Mono or a Color image. The season winner will be the member who has the highest number of points at the conclusion of the competition year.



"All photographs are memento mori. To take a photograph is to participate in another person's (or thing's) mortality, vulnerability, mutability. Precisely by slicing out this moment and freezing it, all photographs testify to time's relentless

melt."

— Susan Sontag

Color Digital Image Competition Awards Gallery



Standing Tall - Dennis Arculeo



Nice Rose - Lora Livshits



Beautiful Fairy - Scott Allen



Iris #10- Len Rachlin

Award - First Place (9)

HM - Honorable Mention (8)

Color Digital Image Competition HM Gallery



Lady Liberty - Lauren Arculeo



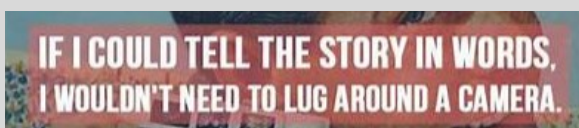
Mother and Child - Len Rachlin



Beautiful Dahlia - Lora Livshits



The days of Wine and Roses - Shelley Levine



Black Bird's Nest - Dennis Arculeo

Monochrome Digital Image Competition Awards Gallery



A rainy day - Shelley Levine



Inside Out - Dennis Arculeo



Rebecca and Paul - Len Rachlin



Olivia - Michael Miglino

Award - First Place (9)

HM - Honorable Mention (8)



"A good snapshot keeps a moment from running away."
— E. Welty

tags: memory, photography

Monochrome Digital Image Competition HM Gallery



HM

The Beautiful Raye - Scott Allen




HM

Bethlehem today - Lauren Arculeo



HM

Escape to the Shore - Dennis Arculeo



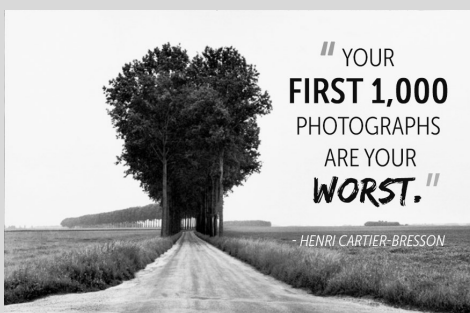
HM

Outerbridge Crossing - Joe Sorge

What I like about
photographs is that
they capture a moment
that's gone forever,
impossible to reproduce.



Karl Lagerfeld
www.geckoandfly.com



" YOUR
FIRST 1,000
PHOTOGRAPHS
ARE YOUR
WORST."

- HENRI CARTIER-BRESSON



HM

Homecoming - Sue Svane

Award - First Place (9)

HM - Honorable Mention (8)

Continued from page 1. **Creating Stunning Online Galleries** Written by Jenn Mishra

that I call "Minimalism." The subjects are diverse, but what they have in common is their composition. There is a sense of space around the subject. In my mind, these images have something in common. Your gallery doesn't have to be large. In fact, stunning online galleries are often small. A handful of quality images is much more impactful than 100 average images. Set a photo limit for your online gallery and be ruthless!

I work on a system of a dozen photos. I select 12. If I have more quality photos to include, I select 24. In a pinch I include 36 photos, but no more - ever.

As much as it pains me to choose between my favorite images, I make the hard choice. It's like choosing your favorite child! You can have as few as five photos in a gallery or fifty, but set a hard limit.

It's important to limit gallery images. Viewers get bored, so the more photos you have in your online gallery, the less attention each photo gets.

Choose only your best work. One bad apple in the bunch can leave a bad taste. It's easy to get attached to photos because of an experience represented in the image. But only you had this experience; your viewer wasn't there, so they don't share your feelings. Choose photos that communicate the feeling rather than one that elicits a unique memory.

I took a lot of photos of classic cars in Cuba. When I created my Cuba gallery, I selected only the best.

There's a unity to the photos in a stunning online gallery that make them go together, but there should also be variety. Each photo should be unique and distinct and bring something special to the collection. If I have two photos of the same waterfall in my Landscape gallery, I make a difficult decision and cut one.

Look for different poses and activities when photographing people. Look for various seasons in landscapes. Look for a variety of perspectives. Mix wide angle and telephoto images. Let me take you through my process when selecting images for my online gallery of Carnival in Venice, Italy. I look at all of my favorite photos with a theme and put them into a folder or a Lightroom collection. Then I start the difficult process of culling. It helps me to not become overwhelmed if I put similar photos together and take the best from this small group. I started with 82 photos from Venice carnival. These are my favorite photos. I'd posted these photos on my Facebook page and other social media platforms.

As I mentioned earlier, I limit my gallery to 36 photos at most. I need to cut the number of photos in my gallery by more than half. In Lightroom, I take a look at the entire album at one time. This lets me visually see similar photos.

There are many venues for hosting your online gallery. Some are easier to use and more customizable than others. Choose a platform that loves your photos as much as you do. If you don't already have a website or a place to host an online gallery, here are a few things to look for.

1. Cost.

There is no need to pay a lot for an online gallery. There are many free and inexpensive options. Many people use online services like Flickr to host their online galleries. It's easy to create an album on Facebook.

If you use Adobe Lightroom to edit your photos, you already have the ability to create online galleries. Create a collection and sync the collection to your online Lightroom (<https://lightroom.adobe.com/>). Gallery.

You will have the opportunity to customize your collection and share it through a URL. Here is a screenshot of my India gallery in Lightroom. You can view my India gallery here: <https://adobe.ly/2PXrRAV>. With your subscription to the Adobe photography bundle, you also receive a free webpage and access to **Behance**, an online gallery site.

2. Ease of Use

I have a very limited attention span when it comes to figuring out websites and apps. If I don't immediately connect with the platform and have to resort to reading instructions, I move on. Customization Look for gallery platforms that allow you to change the format and add a personal touch. Often, this customization comes in the form of gallery templates or layout options.

Some common customizations include the following:

- Background colors
- Gallery format (tiled, slideshow etc.)
- Caption and text format

Many online galleries have other features you can play with, such as animations or filters. You can use these at your discretion, but I'd caution you to use them in moderation. Your online gallery is about the photos, not the flash of dancing images.

3. Accessibility

The whole point of an online gallery is to share your photos. The gallery should be easy to access. I want a gallery that I can change easily and one that I can share with a click of a button. If you want to sell your work online from the gallery, look for a platform specifically designed for commercial use. Know about any fees and what the consumer experience is like.

4. Storage Space

If you're going to share many galleries, make sure the gallery platform gives you lots of storage space. When Flickr was acquired by Smugmug, they limited the number of photos to 1,000 in their free accounts. This may be fine for you, but before you invest a lot of time into a gallery, find out what your limits are.

5. Photo Quality

I work hard on my photos, so I want them to look stunning in my online gallery. Most gallery platforms compress images. This facilitates loading speeds and allows for more photos within limited storage. Compression is normal, but I don't want the compression to reduce the quality of my images.

Before you settle on a platform, compare an upload with the original photo. I compared an original image with an image I uploaded to a Facebook album. Ideally, I shouldn't see a difference.

Also, a gallery should never crop your photo unless you ask it to.

6. Longevity

We're in a new world with online galleries and photo albums. It's unclear how our photos will pass to the next generation. When deciding where to host my online gallery, I look for platforms that have a history and appear stable for the foreseeable future.

Additional information can be found on <https://photzy.com/>

Color Digital Image Competition Leader Board

No. of Entries	Assigned Subject Digital Member	Total Points	As of Last Competition (May)	
			Award	Honorable Mention
12	Len Rachlin	96	Iris # 10	Mother And Child
12	Dennis Arculeo	92	Standing Tall	Black Bird's Nest
12	Bob Green	91		
12	Lora Livshits	91	Nice Rose	Beautiful Dahlia
12	Joe Sorge	88		
12	Lauren Arculeo	87		Lady Liberty
12	Michael Miglino	84		
12	Sue Svane	81		
10	Scott Allen	79		Beautiful Fairy
6	Shelley Levine	43		The Days Of Wine & Roses
4	Mia Ame4ndolagine	29		
4	Robert Mantz	28		
3	Kirsten Bernhardt	20		
2	Craig Consenza	12		

Award - First Place (9)

HM - Honorable Mention (8)

Monochrome Digital Image Competition Leader Board

No. of Entries	Assigned Subject Digital Member	Total Points	As of Last Competition (May)	
			Award	Honorable Mention
12	Len Rachlin	102	Rebecca & Paul	
12	Dennis Arculeo	96	Inside Out	Escape To The Shore
11	Scott Allen	87		The Beautiful Raye
12	Bob Green	86		
12	Joe Sorge	86		Outerbridge Crossing
12	Sue Svane	85		Homecoming
11	Michael Miglino	80		Olivia
12	Lauren Arculeo	76		Bethlehem Today
6	Shelley Levine	44	A Rainy Day	
5	Robert Mantz	35		
4	Mia Ame4ndolagine	24		
2	Craig Consenza	14		
1	Kirsten Bernhardt	6		

Award - First Place (9)

HM - Honorable Mention (8)



"It is a cruel, ironical art, photography. The dragging of captured moments into the future; moments that should have been allowed to be evaporate into the past; should exist only in memories, glimpsed through the fog of events that came after. Photographs force us to see people before their future weighed them down...."

— Kate Morton, The House at Riverton

Local Areas of Interest - Future Places to Break Out and be Free

Reference: https://www.tripadvisor.com/Attractions-g48682-Activities-Staten_Island_New_York.html



Borough Hall Staten Island


●●●●● 28 reviews

#7 of 15 Sights & Landmarks in Staten Island

"There are some great paintings of island history to view, and atmosphere to soak up."

"Just the murals depicting the history of Staten Island took almost an entire day!"

I don't know about you, but I'm so very tired of being cooped up indoors and not being out there taking pictures. What's worse, knowing that there is so much around us on our own Island that can be explored, visited and captured by our cameras. I can hardly wait to get out there and begin to roam around again. - Dennis



Seguin Mansion

●●●●● 6 reviews

#11 of 15 Sights & Landmarks in Staten Island



Best of the Borough - Design Your



Historic Tour of North Shore Staten Island



New York Chinese Sc...
●●●●● 129 Reviews
Gardens




Franklin D. Roosevelt ...
●●●●● 123 Reviews
Beaches



Fort Wadsworth
●●●●● 189 Reviews
Historic Sites



Postcards-The The S...
●●●●● 215 Reviews
Monuments & Statues



High Rock Park
●●●●● 50 Reviews
Forests, Parks



Staten Island Museu...
●●●●● 72 Reviews
Specialty Museums



Staten Island Zoo
●●●●● 509 Reviews



Snug Harbor Cultural Center
●●●●● 296 Reviews



Fort Wadsworth
●●●●● 189 Reviews



Richmond County Bank Ballpark
●●●●● 239 Reviews



Historic Richmond Town Admission



Blue Heron Park

●●●●● 14 Reviews

#27 of 52 things to do in Staten Island
Parks

Nearby Places of Interest - Waterfalls & Nature

George W. Childs Park

●●●●● 223 Reviews

#2 of 5 things to do in Dingmans Ferry
Parks




What travelers are saying

- “ Easy walk around and in between them, and I remember coming here as a younger kid and loving it (when it's warm wading in the water is nice).
- “ If you are visiting the Delaware Water Gap National Recreation Area and plan to see **Dingmans Falls** then I recommend you also visit the George W. Childs Park to see the three falls located within that park.

Website: [nps.gov](https://www.nps.gov)

Address: Silver Lake Rd, Dingmans Ferry, PA 18328

Phone: (570) 426-2435



Raymondskill Falls

●●●●● 273 Reviews

#2 of 13 things to do in Milford
Waterfalls




What travelers are saying

- “ This is a **beautiful waterfall** that is well worth viewing.
- “ When we got to the "park" we initially drove past the main **parking area** up to just before the bridge and parked off to the side and hiked down the side of the mountain because I heard falls and were treated to a s...

Location

Contact **Phone:** (570) 828-2253

📍 Raymondskill Road,
Milford, PA 18337



Pocono Environmental Education Center

●●●●● 90 Reviews

#3 of 5 things to do in Dingmans Ferry
🐾 Features Animals
Hiking Trails



Overview

Learn Naturally! The Pocono Environmental Education Center (PEEC) is the perfect place for learning, exploring, getting away, and connecting. With 6 hiking trails, weekend educational programs, and summer camp, PEEC is a great place for nature... [more](#)

🕒 **Open Now:** 8:30 AM - 4:30 PM ⓘ

🕒 **Suggested Duration:** 2-3 hours

📍 **Address:** 538 Emery Rd, Dingmans Ferry, PA 18328-9427 [Map](#)

570-828-2319

538 Emery Road, Dingmans Ferry, PA 18328



Easily a one day trip for those who want the adventure - let us know if you'd be interested in a Fall Photo trip.

Color Print Competition Leader Board

No. of Entries	Assigned Subject Digital Member	Total Points	As of Last Competition (Feb 2020)	
			Award	Honorable Mention
8	Len Rachlin	67	Still Life With Fruit	View From The Shore
8	Michael Miglino	63	Grand Jete	
8	Dennis Arculeo	62	Cascade Of Orchids	
8	Joe Sorge	58		Refueling
4	Scott Allen	31		
4	Sue Svane	27		

Monochrome Print Competition Leader Board

No. of Entries	Assigned Subject Digital Member	Total Points	As of Last Competition (Feb 2020)	
			Award	Honorable Mention
8	Dennis Arculeo	68	Wonder What He's Thinking Monument Valley Icon	
8	Michael Miglino	64	Colonial Cannon	
8	Len Rachlin	64	Japanese Maple	
8	Joe Sorge	52		
2	Sue Svane	16		At The Park Solitude Stroll
1	Scott Allen	9	Reaching	

Award - First Place (9)

HM - Honorable Mention (8)

DIGITAL WIINERS FOR 2019 -2020 SEASON

Notable Quotables

COLOR DIGITAL:

First Place: Len Rachlin	96 Points
Second Place: Dennis Arculeo	92 Points
Third Place: Bob Green	91 Points
Lora Livshits	91 Points

MONO DIGITAL:

First Place: Len Rachlin	102 Points
Second Place: Dennis Arculeo	96 Points
Third Place: Scott Allen	87 Points

ASSIGNED SUBJECT:

First Place: Dennis Arculeo	98 Points
Second Place: Bob Green	94 Points
Third Place: Lauren Arculeo	88 Points



"When you photograph people in color, you photograph their clothes. But when you photograph people in Black and white, you photograph their souls!"

— Ted Grant



"To the complaint, 'There are no people in these photographs,' I respond, There are always two people: the photographer and the viewer."

— Ansel Adams



"Taking pictures is savoring life intensely, every hundredth of a second."

— Marc Riboud



"A great photograph is one that fully expresses what one feels, in the deepest sense, about what is being photographed."

— Ansel Adams

Gerneral Information

Important SICC Websites

Staten Island Camera Club Website

<https://www.sicc-photography-club.com/>

Image Critique Meetup Website

<https://www.meetup.com/Image-Critique-Meetup/>

Staten Island Camera Club Meetup/FSM

<https://www.meetup.com/Staten-Island-camera-club/>

Email us at:

info@sicc-photography-club.com

Note: All [Blue](#) characters are Hyperlinks.

Ctrl Click with mouse or tap your stylist to follow the links on-line.

Competition Guidelines

There are six categories to submit into for a monthly competition. You can enter 2 Color Digitals, 2 Color Prints, 2 Mono Digitals and 2 Mono Prints, as usual (8). And now you can also enter in the Assigned Subject category two Digital and two in Print.(Which equals a total max of 12 images per competition)

You are permitted to make up One missed Regular competition in each of the categories that you are participating in; except for the Assigned Subject Competitions, which can not be made up.

Digital entries must be submitted by 11:59 PM on or before the Tuesday evening prior to Thursday's competition, using the upload procedures established by the Photo Contest Pro website.

All print entries must be submitted and ready for Competition by 7:45 PM on the night of the Competition. Print Entry Sizes: Printed images will be no less than 8x10", but not more than 13x19". Prints must be mounted on a board and can be single matted. Over all presentation size including the mat or backing board should not be less than 10X12" nor any larger than 17X22." Commercially available mats for 8x10" sized prints are generally 11x14" with an opening for 8x10" prints and are available in local stores or on-line.

The upper rear Left Hand corner of the print must contain our competition label filled in with the image's Title, Member's Name and the Color/Mono Category; checked in the appropriate box. Assigned Subjects are not numbered. The entry # on the Label (#1 or 2), must correspond to what is printed on the scorer's sheet.

All images, both Digital and Print, will follow the same scoring scheme. First Round entries that are scored a "6" or less will be dropped, any image scored a "7" makes it into the 2nd Round. During the 2nd Round the Judge will re-score the Photo and will either keep the "7" Score or raise it to an "8" gaining an "Honorable Mention" or a "9" which is the designation for an Best in show "Award".

Once a Photo receives an "Award" (9) it will be retired and may not be re-entered into any future regular Monthly Club Competition in the same or any other category. Any 9's earned during the season can compete with other photos in the Photo of the Year competition. Photo of the year winning images also will be retired and restricted in the same manner as above.

Any color Digital, or Print that received a 7 or 8 may not be re-entered into competition in the same season in the same category. However it may be re-entered in a succeeding season, only once, in a different category.

Competitions are held in the Harbor Room, Snug Harbor Building G, on the third or fourth Thursday of each month at 8 PM. (See our Schedule on our Website for exact dates and times.)



NJFCC News

IMPORTANT ANNOUNCEMENT

Due to the current Corona virus precautions, Photorama 2020 has been postponed again to Saturday, August 29, 2020.

The schedule, location, and speaker: Canon Explorer of Light Charles Glatzer remain the same.

Visit NJFCC

<http://www.njfcc.org/>

Club Officers for 2019- 2020

President: Dennis Arculeo

First Vice President: Eric Mayr

Second Vice President: Mark Harris

Treasurer: Vacant

Secretary: Carol Mayr

Competition Chairperson: Carol Mayr

Clix Editor: Dennis Arculeo

Webmaster: Dennis Arculeo

Projectionist: Lauren Arculeo