



THE IRISH DRAUGHT HORSE SOCIETY OF CANADA

INSPECTIONS COORDINATOR: 6619 FRANKTOWN ROAD RR#1
RICHMOND VILLAGE, OTTAWA ONTARIO K0A 2Z0
VOICE: (613) 799-9186 EMAIL: rhanbidge@gmail.com

RULES AND TERMS OF INSPECTIONS

Introduction

In 2019, the Irish Draught Horse Society of Canada (IDHSC) will be inspecting eligible Irish Draught and Irish Draught Sport horses. Irish Draught mares and stallions will be inspected in accordance with the harmonized studbook requirements as described in the following rules and the IDHSC registration rules. Irish Draught Sport Horse mares will be inspected in accordance with IDHSC registration rules and the following rules. Owners of eligible Irish Draught Sport Horse stallions have the option to be inspected for approval within the Canadian studbook only (no xrays required) or for Preliminary Approval in the Irish Horse Register (xrays required).

Eligibility

1. Membership of Owner: To be eligible for inspection, horses must be owned by current members in good standing of the Irish Draught Horse Society of Canada. The membership form is available on the website or from the Registration Office.
2. Minimum Age:
 - Stallions must be three years old or older
 - Mares and geldings must be three years old or older
3. Registration: To be eligible for inspection, horses must be registered or cross-registered with the IDHS (Canada). Registration application forms are available on the website or from the Registration Office.
4. Welfare: the welfare of the horse is at all times paramount. If, at any time during the inspection process, the veterinary or inspector believes the horse is unfit to continue, the inspection will be stopped and the horse classified accordingly.

Turn-out

5. Horses presented for inspection must be clean and tidy, and ideally braided.
6. Irish Draught mares, geldings and stallions coming forward for inspection for ID Class 1, 2 or 3 status or for linear scoring must NOT have the hair on their fetlocks trimmed or clipped.
7. Horses may be presented in halters or bridles. Stallions must be presented in tack that will keep them under control.
8. Horses are permitted to wear front tendon boots for the free gait assessment and/or the free athleticism/jumping assessment, unless, in the opinion of the inspectors, the movement of the horse is affected. No boots or bandages may be worn on the hind legs.
9. Handlers need not be dressed in show clothing but must be dressed neatly and wear footwear that allow them to run safely alongside the horses when they are trotting the horses out.

Stage 1: (Mandatory for Stallions) Veterinary Pre-Inspection

STALLIONS MUST MEET VETERINARY PRE-INSPECTION REQUIREMENTS IN ORDER TO BE PRESENTED FOR STAGE 2 OF INSPECTION PROCESS.

10. Within 90 days prior to the inspection date, each stallion must undergo a pre-inspection veterinary examination as set out in the Pre-Inspection Veterinary Examination of Stallions form, including an endoscopic examination of the throat, larynx and pharynx. Key components of the Pre-Inspection Veterinary Examination of Stallions form are attached as Appendix B. These results must be submitted to the IDHSC within 45 days of the inspection date.
11. Within 45 days of the inspection date, the owner must submit current veterinary certificates to the IDHSC Registration Office confirming the stallion is free of:
 - Equine Infection Anemia
 - Equine Viral Arteritis



THE IRISH DRAUGHT HORSE SOCIETY OF CANADA

INSPECTIONS COORDINATOR: 6619 FRANKTOWN ROAD RR#1
RICHMOND VILLAGE, OTTAWA ONTARIO K0A 2Z0
VOICE: (613) 799-9186 EMAIL: rhanbidge@gmail.com

RULES AND TERMS OF INSPECTIONS

12. Mandatory for ID stallions and IDSH stallions seeking preliminary approved status in the Irish Horse register ONLY: Within 60 days of the inspection date, the owner must present a set of x-rays (radiographs) of the legs and feet of the stallion to the IDHSC veterinary panel. The required radiographs are:

<p>RIGHT FORE (shoe removed)</p> <p>1*. Lateromedial views of the phalanges- including coffin, pastern and fetlock joint</p> <p>2*. Dorso-palmar views of the phalanges – including coffin, pastern and fetlock joints</p> <p>3. Dorso-palmar projection with the toe of the foot in a foot block (dorsoproximal-palmarodistal oblique or Oxpring view). The navicular bone must be displayed in the distal half of the middle phalans and should not overlap the joint surface of the coffin joint</p> <p>LEFT FORE (shoe removed)</p> <p>4*. Lateromedial views of the phalanges including coffin, pastern and fetlock joint</p> <p>5*. Dorso-palmar views of the phalanges – including coffin, pastern and fetlock joints</p> <p>6* . Dorso-palmar projection with the toe of the foot in a foot block (dorsoproximal-palmarodistal oblique or Oxpring view). The navicular bone must be displayed in the distal half of the middle phalans and should not overlap the joint surface of the coffin joint</p>	<p>RIGHT STIFLE:</p> <p>7. Lateromedial views including the patella, femoral trochlear ridge and femoral condyles</p> <p>LEFT STIFLE:</p> <p>8. Lateromedial views including the patella, femoral trochlear ridge and femoral condyles</p> <p>RIGHT HOCK:</p> <p>9. Lateromedial</p> <p>10. Dorsolateral plantaromedial oblique</p> <p>11. Dorsomedial plantaromedial oblique</p> <p>LEFT HOCK:</p> <p>12. Lateromedial</p> <p>13. Dorsolateral plantaromedial oblique</p> <p>14. Dorsomedial plantaromedial oblique</p> <p>RIGHT HIND FOOT:</p> <p>15. Lateromedial (LM) including fetlock, pastern and coffin joints and distal phalanx</p> <p>LEFT HIND FOOT:</p> <p>16. Lateromedial (LM) including fetlock, pastern and coffin joints and distal phalanx</p>
---	---

*These views may be split into separate views of fetlock and foot if necessary

Stage 2: Verification of Identity

13. On the day of inspection, the horse's passport and/or other original registration document(s) containing its identification certificate (marking chart) must be submitted to the inspection team for verification of the horse's identity.
14. Irish Draught Horses and eligible Irish Draught Sport Horses not already so identified will have a microchip implanted for permanent identification purposes.

Stage 3: Veterinary Inspection

15. Horses will be given a veterinary examination on the inspection day, including a general health examination and flexion tests. A blood sample may be taken from stallions and tested the presence of calming drugs at the owner's expense. Refer to Appendix A for an explanation of the nature of the veterinary examination on the day of inspection.

HORSES MUST MEET STAGE 3 VETERINARY INSPECTION REQUIREMENTS IN ORDER TO PROCEED TO STAGE 4 OF THE INSPECTION PROCESS.

Stage 4: Conformation / Movement (linear profiling)

16. Horses will be asked to stand up for the inspectors
17. Horses will be asked to first walk away from and return to inspectors on a straight line, then asked to trot away from and return to inspectors on a straight line. Stallions will be assessed



THE IRISH DRAUGHT HORSE SOCIETY OF CANADA

INSPECTIONS COORDINATOR: 6619 FRANKTOWN ROAD RR#1
RICHMOND VILLAGE, OTTAWA ONTARIO K0A 2Z0
VOICE: (613) 799-9186 EMAIL: rhanbidge@gmail.com

RULES AND TERMS OF INSPECTIONS

on a hard surface; mares and geldings will be assessed on footing as determined by the inspectors.

18. Horses will be asked to stand up again for the inspectors and the linear scoring will be started. Refer to Appendix D for the factors assessed under linear scoring.

Stage 5: Movement / Athleticism (linear scoring)

19. Horses will be set loose in an arena, where, under the direction of the inspectors and the arena team, horses will be walked, trotted and cantered around the area and in a figure 8 pattern (change of lead expected at the canter) Refer to Appendix C for approximate dimensions and distances.
20. Optional for mares and geldings and mandatory for stallions: Horses will then be sent down a jumping chute for evaluation of athleticism/jumping ability. Horses may also be jumped under saddle for extra merit or star ratings (this must be requested on the application). Refer to Appendix C for dimensions and distances.

Other Terms and Conditions

21. When horses are inspected subject to completion of registration requirements or other conditions, the inspection results will not be released until all conditions have been met.
22. The owner and/or the handler presenting a horse for inspection shall not communicate with any member of the Inspection team except the IDHS (Canada)'s Technical Delegate before, during or after the inspection until the inspectors have signed off on their final decision with respect to the horse or unless requested by the inspectors.
23. Where a horse is not approved on veterinary grounds, the owner may appeal the decision as per paragraph 6.5 of the registration rules.
24. Inspection fees will not be returned. When more than 45 days notice is given that the horse will not appear, part of the inspection fee may be refunded at the sole discretion of the IDHS (Canada).
25. The results of all stages of the inspection are and remain in perpetuity the property of the Irish Draught Horse Society of Canada, which may publish, share or communicate the results as it deems fit. These results may also be published by Horse Sport Ireland.
26. Any photographs taken by representatives of the Irish Draught Horse Society of Canada prior to, during or following inspections are the property of Irish Draught Horse Society of Canada, which may publish, share or communicate the photographs as it deems fit.



THE IRISH DRAUGHT HORSE SOCIETY OF CANADA

INSPECTIONS COORDINATOR: 6619 FRANKTOWN ROAD RR#1
RICHMOND VILLAGE, OTTAWA ONTARIO K0A 2Z0
VOICE: (613) 799-9186 EMAIL: rhanbidge@gmail.com

RULES AND TERMS OF INSPECTIONS

APPENDIX A: UNSUITABLE CONDITIONS FOR IRISH DRAUGHT AND IRISH DRAUGHT SPORT HORSES

Horses with evidence of disease, injury or physical abnormality likely to affect the animal's usefulness as a breeding animal are not eligible for Classification as Irish Draught Class 1, Irish Draught Class 2 or Approved Irish Draught Sport Horse.

The list of conditions that would generally be considered unsuitable includes:

- Defective genital organs including cryptorchidism.
- Respiratory conditions including recurrent laryngeal neuropathy, subepiglottic cyst, rostral displacement of the palatopharyngeal arch, and abnormal epiglottic cartilage, and recurrent airway obstruction.
- Pharyngeal conditions including cleft palate and dorsal displacement of the soft palate.
- Parrot mouth and other dental conditions considered undesirable.
- Musculoskeletal conditions including:
 - Osteochondrosis and other defects of endochondral ossification
 - Palmar/plantar first phalanx osteochondral fragments
 - Subchondral bone cysts
 - Osteoarthritis or Periarticular newbone of the phalangeal joints (ringbone)
 - Ossification of the collateral cartilages (sidebone)
 - Osteoarthritis of the tarsus (bone spavin)
 - Distension of the tarsus (bog spavin)
 - Distension of the tarsal sheath (thoroughpin)
 - Plantar tarsal soft tissue enlargement (curb)
 - Multiple splints
 - Defects of the navicular bone and associated structures
 - Bony enlargements (will require further evaluation with radiographs prior to acceptance. e.g. enlarged fetlock)
 - Unequal sized feet (will require radiographic examination)
- Neurological conditions including cervical stenotic myelopathy, hyperflexion of the hindlimb (stringhalt), shivering and polyneuritis equi
- Skin conditions including gross and multiple sarcoids, dermal allergy (sweet itch) and hernia
- Ocular conditions including blindness, anterior uveitis and cataract. Wall eye will require further specialist examination.
- Respiratory conditions including recurrent airway obstruction
- Tracheal scar
- Pathological cardiac murmurs (if mild may require further evaluation).
- Deafness.

Horses can also be excluded if they exhibit temperament deemed unsuitable in a breeding animal or showing evidence of vices.

This is not a definitive list; other conditions may be deemed to be undesirable for a breeding animal and the final judgment rests with the appointed Veterinary. The appointed Veterinary will make the final decision as a reasoned judgment based on their experience of examining horses and their knowledge of the requirements of the Irish Draught Studbook and Irish Draught Sport Horse Studbook at that point in time.



THE IRISH DRAUGHT HORSE SOCIETY OF CANADA

INSPECTIONS COORDINATOR: 6619 FRANKTOWN ROAD RR#1
RICHMOND VILLAGE, OTTAWA ONTARIO K0A 2Z0
VOICE: (613) 799-9186 EMAIL: rhanbidge@gmail.com

RULES AND TERMS OF INSPECTIONS



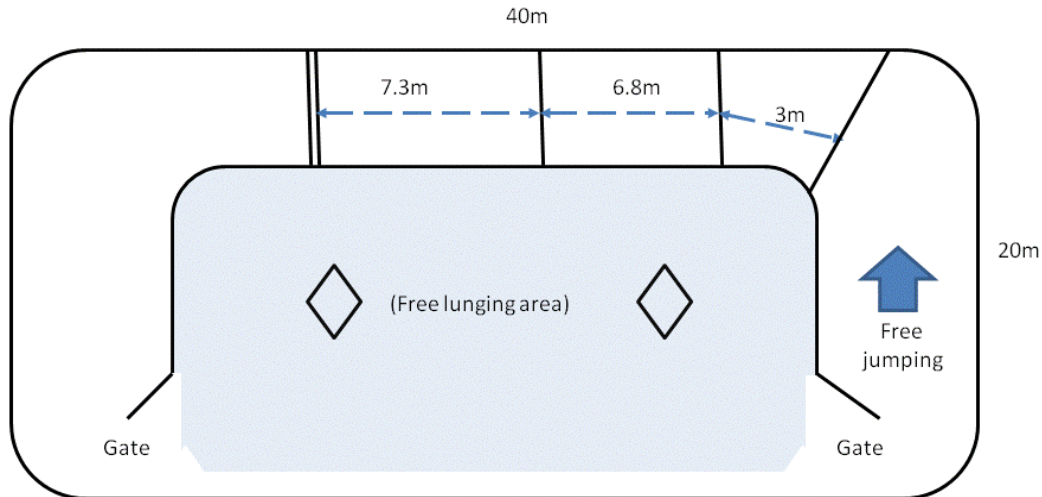
THE IRISH DRAUGHT HORSE SOCIETY OF CANADA

INSPECTIONS COORDINATOR: 6619 FRANKTOWN ROAD RR#1
RICHMOND VILLAGE, OTTAWA ONTARIO K0A 2Z0
VOICE: (613) 799-9186 EMAIL: rhanbidge@gmail.com

RULES AND TERMS OF INSPECTIONS

APPENDIX C: DIMENSIONS AND DISTANCES

1. The arena will be approximately 20m (width) x 40m (length) set up as follows:



2. Each horse will be asked to enter the jumping lane approximately six times and jump fences as described below. Inspectors may use their discretion as to the number of attempts they wish to assess each horse over the obstacles.

- a. IDSH Jumping Lane



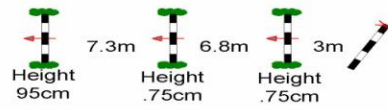
THE IRISH DRAUGHT HORSE SOCIETY OF CANADA

INSPECTIONS COORDINATOR: 6619 FRANKTOWN ROAD RR#1
RICHMOND VILLAGE, OTTAWA ONTARIO K0A 2Z0
VOICE: (613) 799-9186 EMAIL: rhanbidge@gmail.com

RULES AND TERMS OF INSPECTIONS

IRISH SPORT HORSE INSPECTIONS

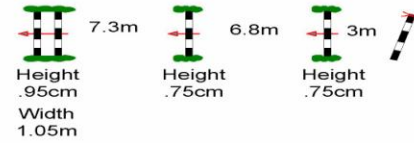
Jumping effort 1



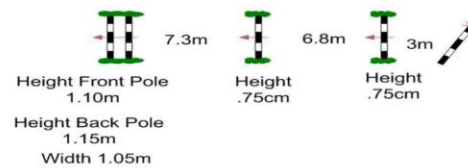
Jumping effort 2



Jumping Effort 3



Jumping Effort 4



b. ID Jumping Lane



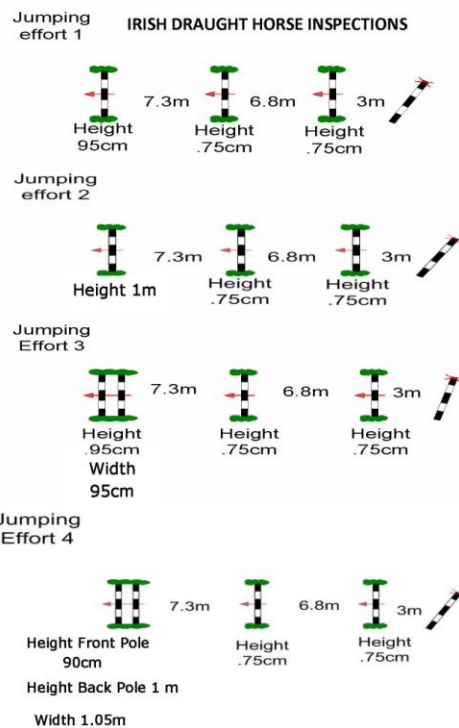
THE IRISH DRAUGHT HORSE SOCIETY OF CANADA

INSPECTIONS COORDINATOR: 6619 FRANKTOWN ROAD RR#1

RICHMOND VILLAGE, OTTAWA ONTARIO K0A 2Z0

VOICE: (613) 799-9186 EMAIL: rhanbidge@gmail.com

RULES AND TERMS OF INSPECTIONS



3. Horses may also be jumped under saddle if requested on the application. The jumping course will be set by the inspectors on the day.



THE IRISH DRAUGHT HORSE SOCIETY OF CANADA

INSPECTIONS COORDINATOR: 6619 FRANKTOWN ROAD RR#1
 RICHMOND VILLAGE, OTTAWA ONTARIO K0A 2Z0
 VOICE: (613) 799-9186 EMAIL: rhanbidge@gmail.com

RULES AND TERMS OF INSPECTIONS

APPENDIX D: ID LINEAR SCORING FACTORS

The following factors are scored throughout the inspection of conformation, movement and athleticism. Note that an average rating is not necessarily desirable; the breed standard may in certain cases seek extreme values (e.g., short cannons):

IRISH DRAUGHT HORSES

Conformation/ Trait	From	To	Other Considerations
1. Body shape	rectangular	square	
2. Head: appearance, forehead, ears, eyes, jawbones & gullet	fine	plain	[o] roman nose [o] long
3. Head neck connection	light	heavy	
4. Length of neck	long	short	[o] Deep out of chest
5. Muscling of neck	heavy	poor	[o] ewe-neck
6. Position of neck	vertical	horizontal	
7. Height of withers	high	flat	
8. Position of shoulder	sloping	straight	[o] narrow chest
9. Barrel	deep	shallow	
10. Line of back	strong	weak	
11. Line of loins	strong	weak	
12. Shape of croup	sloping	flat	
13. Length of croup	long	short	
14. Forearm	strong	weak	[o] tied in elbow
15. Cannon bone length	short	long	
16. Substance of legs	heavy	light	[o] tied in knee
17. Stance of forelegs	over at knee	back at knee	[o] standing under
18. Stance of pastern	sloping	upright	
19. Heels	high	low	
20. stance of hind legs	sickle	straight	[o] camped out [o] abnormal hock [o] abnormal stifle
21. Knees (front view)	big	small	[o] abnormal
22. Stance of forelegs	toed in	toed out	[o] offset knees
23. Shape of feet	wide	narrow	[o] different
24. Quality of legs	lean	blurred	
25. Hindquarters and gaskins	strong	weak	
26. Stance of hind legs	cow-hocked	bow-hocked	[o] base narrow
27. Type	breed standard	Not breed standard	[o] excessive white markings
28. Walk: length of stride	long	short	[o] irregular
29. Walk: correctness	toed in	toed out	[o] uncoordinated
30. Trot: length of stride	long	short	
31. Trot: correctness	correct	incorrect	[o] dishing (F / R) [o] plaiting (F / R)
32. Trot: elasticity	elastic	stiff	[o] irregular
33. Trot: impulsion	powerful	weak	[o] uncoordinated
34. Trot: balance	carrying	pushing	
35. Canter: length of stride	long	short	
36. Canter: impulsion	powerful	weak	
37. Canter: balance	carrying	pushing	
38. Reflexes	quick	slow	[o] forwards
39. Technique: forelegs	bent	stretched	[o] under the body
40. Technique: back	rounded	hollow	
41. Technique: haunches	open	tight	



THE IRISH DRAUGHT HORSE SOCIETY OF CANADA

INSPECTIONS COORDINATOR: 6619 FRANKTOWN ROAD RR#1
 RICHMOND VILLAGE, OTTAWA ONTARIO K0A 2Z0
 VOICE: (613) 799-9186 EMAIL: rhanbidge@gmail.com

RULES AND TERMS OF INSPECTIONS

Conformation/ Trait	From	To	Other Considerations
42. Scope	much	little	
43. Elasticity	supple	stiff	
44. Care	careful	not careful	
45. Attitude	Much	little	

IRISH DRAUGHT SPORT HORSES

Conformation/ Trait	From	To	Other Considerations
Condition			<input type="checkbox"/> fat <input type="checkbox"/> poor
Mouth			<input type="checkbox"/> underbite <input type="checkbox"/> overbite
Head			<input type="checkbox"/> convex profile <input type="checkbox"/> coarse <input type="checkbox"/> long
1. Body shape	Rectangular	Square	
2. Body direction	Uphill	Downhill	<input type="checkbox"/> short legged
3. Head neck connection	Light	Heavy	
4. Length of neck	Long	Short	
5. Position of neck	Vertical	Horizontal	<input type="checkbox"/> Deep out of Chest
6. Muscling of neck	Heavy	Poor	
7. Height of withers	High	Flat	
8. Position of shoulder	Sloping	Straight	
9. Line of back	Roached	Weak	
10. Line of loins	Roached	Weak	
11. Shape of croup	Sloping	Flat	
12. Length of croup	Long	Short	
13. Stance of forelegs	Over at knee	Back at knee	<input type="checkbox"/> tied in <input type="checkbox"/> standing under
14. Stance of hind legs	Sickle	Straight	<input type="checkbox"/> cow hocked <input type="checkbox"/> tied in <input type="checkbox"/> abnormal hock <input type="checkbox"/> abnormal stifle
15. Stance of pastern	Weak	Upright	
16. Shape of feet	Wide	Narrow	<input type="checkbox"/> different
17. Heels	High	Low	
18. Quality of legs	Lean	Blurred	
19. Substance of legs	heavy	Fine	
20. Walk: length of stride	Long	Short	<input type="checkbox"/> irregular
21. Walk: correctness	Toed in	Toed out	<input type="checkbox"/> uncoordinated
22. Trot: length of stride	long	Short	
23. Trot: elasticity	Elastic	Stiff	<input type="checkbox"/> irregular
24. Trot: impulsion	Powerful	Weak	<input type="checkbox"/> uncoordinated
25. Trot: balance	Carrying	Pushing	
26. Canter: length of stride	Long	Short	
27. Canter: impulsion	Powerful	Weak	
28. Canter: balance	Carrying	Pushing	
29. Take off: direction	Upwards	Forwards	
30. Take off: quickness	Quick	Slow	
31. Technique: forelegs	Bent	Stretched	<input type="checkbox"/> under the body
32. Technique: back	Rounded	Hollow	
33. Technique: haunches	Open	Tight	
34. Scope	Much	Little	
35. Elasticity	Supple	Stiff	
36. Care	Careful	Not careful	



THE IRISH DRAUGHT HORSE SOCIETY OF CANADA

INSPECTIONS COORDINATOR: 6619 FRANKTOWN ROAD RR#1

RICHMOND VILLAGE, OTTAWA ONTARIO K0A 2Z0

VOICE: (613) 799-9186 EMAIL: rhanbidge@gmail.com

RULES AND TERMS OF INSPECTIONS

Conformation/ Trait	From	To	Other Considerations
37. Attitude	much	little	