

LICK SKILLET QUILT GUILD NEWSLETTER

Volume 4, Issue 6

June 2016

June Calendar

2nd Quilt Show Cmte Meeting
13th Guild Meeting
14th Flag Day
19th Father's Day
20th Summer Solstice



June Birthdays

3rd Mary Simmons
22nd Angie Dempsey

If we've missed your birthday, we want to know. Email Angie D. at dempseya@charter.net to update our roster.

A Word From Our President

Hi Everyone,

Well, summer actually begins this month! I have seen where many of you have already taken a vacation or two! What would we do without social media to keep up with everyone's whereabouts? I know that many of you are spending a lot of quality time with your kids and grandkids. Nothing like the memories made during summer break!

I hope that all of you have an idea what quilts you have completed or need to get finished to enter into our quilt show. I can't believe how the months have flown by and we are just over 100 days until the show! I am getting really excited about it and know there are others in the guild who are, too. It is obvious that the committee chairs for each of the areas in the show are excited and working very diligently. Boy, are we starting to see things really coming together!

We have accomplished a lot in the last couple of months. We have Jackie Crumley's quilt ready to be quilted. Thanks to Angie Fortner for offering to quilt it. We will be hanging it in the show. Also, the Dresden Plate quilt top for the City of Oxford has been finished. Thanks to Cindy Launhardt and the hand quilters at the Oxford Library for offering to quilt this one!

Remember to start getting your quilt entries turned in to Angie Fortner. You don't have to turn them all in at once. Don't wait to turn all of your forms in at once. As you know what you are going to enter, get those forms and photos to her. The others can follow later! We need to start getting an idea on the quilt numbers!

Also, Happy Father's Day to all of your daddies! I hope that each one of you can get together and enjoy them. If you no longer have them, then I hope you have a chance to reflect on the memories and good life lessons you learned from them.

I look forward to seeing all of you on the 13th!

Anita

GUILD MEMBERSHIP BOOK

We WILL be taking photos for the membership booklet. We need to get all of the member photos finished so we can get the member booklets done. If you have a photo that you would like to use, please email it to Anita.



WOW!
Only
112 days
until the
show!

*We wish the dads in your
life a
"Happy Father's Day"*

**We were happy to have the following guests at our
May meeting and hope they will join our family!**

**JoAnn Gauldin
Madison Nix
&
Arnetta Prestridge**

**A father is neither an anchor to
hold us back, nor a sail to take us
there, but a guiding light whose
love shows us the way.**

Unknown



June Program – Our June program will be presented by the one and only, (thank goodness, lol) Tippi Healea. She will be showing us the Stack N Whack technique. A lot of our members have never done made a quilt using this technique. This may just pique enough interest for a workshop!

If time permits, we will actually be watching an episode from the Kentucky Quilters Project.

We are going to attempt to see “What is Art?”

Monthly Fat Quarter Drawing –

Our 2016 “Celebrate the Day” fat quarter theme for June is “**Eat Your Vegetables Day**” Day”. Bring a fruit or vegetable print for this month’s drawing!

Congrats to May winner, Angie Fortner who won the “National Candied Orange Peel Day” fat quarters!

June Refreshments:

June refreshments will be provided by Bernice Zaidel, Melissa West and Sue Gardner.

Thanks to Pat Horn, Linda Sobers, Angie Dempsey and Anita Fountain for providing our refreshments for the May meeting!

**** Don’t forget your turn at refreshments! The refreshment sign up sheet is available at the sign in table at each meeting.****

Last Month’s Program – Thank you, Sharon Lamberth for our May program, “Disappearing Nine Patch”. Sharon showed us how to sew and lay out the squares then cut them to make the 9 squares into a completely different look of smaller squares. She also showed us several different ways that we could lay those smaller blocks out. The great thing about this pattern is that there are so many different ways you can lay out your quilt top. It is a quick and easy quilt pattern that is fun for any quilter from the beginner to the novice. Also, this is a wonderful pattern when you have a quilt to make for someone and have a short window of time to get it done!

UFO Challenge – Keep turning in those UFO projects! We will get an update from Valera on just how many have been completed. Also, be sure to check and see if you have a ticket for each of the UFOs you have turned in!

Be sure to spread the word on our quilt appraiser, Alma Moates, who will be attending the show! This will be a good time to get information on the value of those old and new quilts!

Opportunity Quilt Update

Our “Christmas Waltz” opportunity quilt ticket sales are going well! In addition to the tickets sold through the May meeting, over \$100 were sold at the Lick Skillet Festival! If you haven’t gotten your tickets, see or call Shannon.



Lick Skillet Recipe Corner

Lemon Icebox Pie Ice Cream

3 to 4 lemons
2 cups half-and-half
1 (14 oz) can sweetened condensed milk
¾ cup coarsely crushed graham crackers

1. Grate zest from lemons to equal 1 Tbsp. Cut lemons in half; squeeze juice from lemons into a measuring cup to equal ½ cup.
2. Whisk together half-and-half, sweetened condensed milk and lemon juice. Pour mixture into freezer container of a 1-½ quart electric ice cream maker and freeze according to manufacturer’s instructions. After ice cream is has churned, stir in graham cracker crumbs and lemon zest. Freeze in an airtight container 2 hours before serving.

Optional: To give the ice cream an added taste, crumble fresh pineapple sage over each dish before serving!

Makes about 1 quart – hands-on time 20 min, not including freezing



TICKETS 5 FOR \$1

Our 1st monthly door prize drawing was fun and a success! Margaret McNaron was the lucky winner of our May door prize! She won an Olfa Quick Change 45mm Rotary Cutter and packet of 5 replacement blades! What will be June's door prize and who will be the lucky winner? Don't forget your dollars! The prize will be on display before the meeting.



Quilt Entries

If you know which quilts you plan to enter in the show, *please* start turning in your entry forms to Angie Fortner! Don't wait until you have them all ready. Getting the forms are crucial for our quilt display layout. Also be sure to tell other quilters you know outside the guild that we are accepting entries now! They have to be a member of the guild or a resident of Alabama.



I

Community Service

We are really coming a long way on the community service portion of our show! Sharon has mailed out letters to over 200 quilting related companies, shops and manufacturers. She has started receiving some really nice items for our community service baskets. Each member is still being asked to to give and/or solicit items for door prizes and baskets. These items do not have to be strictly quilting items. In fact, if you are planning to put together a basket related to something other than quilts, please let us know where we can see how our themes vary. Remember, some attendees aren't quilters, so, we need to have a variety of baskets and door prizes. Good ideas are knitting, painting, coffee, cooking, chocolate and gardening. A Christmas related basket might be a good idea.

Each member has received the Donation Letter for you to take to businesses that might donate items or services to the Quilt Show. The letter describes our quilt's mission and how we give back to our community.

We need to do all we can to help Sharon out. She is really doing a lot of work for our guild and needs all of our help!

Thanks to Carolyn, Anita and Margaret for spending time at the Lick Skillet Festival in May. We had a good many people stop by the booth and sold quite a few tickets for our quilt!

Upcoming Shows and Events

June

17-18 36th Annual SMQ Quilt Show
Knoxville Expo Center
5441 Clinton Hwy
Knoxville, TN

July

21-23 QuiltFest 2016
114 Boone Street
Jonesborough, TN
www.tennesseequilts.com

22-23 Heart of Dixie Quilt Show
6110 Deerfoot Pkwy
Trussville, AL
www.hodquilt.com


*Email any quilts shows or events you would like to see posted in our newsletter to Anita at alfount@yahoo.com.

Quilt for City of Oxford - Here is the update on the quilt that we agreed to piece out of the vintage black and gold Dresden plates. The quilt top has been finished and will be given to Cindy Launhardt for her and the group of ladies at the Oxford Library to hand quilt. We will have the top to show at the meeting. Thanks to Carolyn, Becky, Margaret, Carole D., and Anita for piecing it. It turned out really nice!


Sew Days – SATURDAY, JULY 9TH, 9:00 a.m.

In checking with the Civic Center on dates available for a sew day, we weren't able to book a room. This is a busy time for them with day camp, family reunions, etc.


Angie Fortner has graciously offered to have the July 9th sew day at her house in Lincoln (OH BRAVE ONE!) Check your calendars and see if you will be able to attend and let us know at the June meeting so she can have an idea of how many are coming and we can try to plan lunch for that day. You should have a roster with her address. We will also provide it at the meeting.



MAY SHOW AND TELL



Don't forget to sign in your Show & Tell items and then stack them on the table setup for show and tell. If you have a quilt, unfold it and place it on top of the previously placed quilt.



Quilt Show Update – Our last quilt show committee meeting was Thursday, June 2nd, and was very productive. We have some pretty significant changes now that we have done a pretty thorough walk through of the Civic Center with the committee chairs.

An update on the show planning will be given at the guild meeting. Also, we need all members to get their names down on the sign up sheets for the various areas that need workers!

Mark your calendars now to be available for setup on the 22nd. We need everyone available!

Also, if you have joined the guild since our last show or need new T-shirts, you need to get those taken care of. Carole D. is handing these and will not be at the June meeting but you can get with Carolyn or Anita about getting yours ordered!

CAROLYN

Classified Ads

**FOR SALE: Juki 2000qi Quilting Machine
Grace King Size Frame (Adjustable to Crib Size)
Asking \$1500, reduced to \$1250
For more information, contact Angie Fortner at 256-405-7809**

Do you have something you would like to sell? Ads for the newsletter must be submitted in a short ad format by the 25th of the month to Anita at alfount@yahoo.com for the following month's newsletter! Also, let Anita know if the item sells or if you want the ad removed.

Educational Corner – Top 10 Habits of Outstanding Quilters by Maria Peagler

Ever wonder about those quilters who consistently produce amazing work? Quilts that are original, colorful, creative, and well executed? I've met lots of quilters over the years and these are the habits of outstanding quilters.

1. **Master the basics.** Learn to cut accurately, piece consistently, baste extensively, and quilt beautifully. No amount of creativity can cover up a poor job. If you don't know how to do any of these things, take a class and practice.
2. **Take care of your body.** Quilting is tough on the body. Get tested for new eyeglasses every two years. Don't do too much quilting in one session; switch between hand and machine quilting. Be careful with that rotary cutter. Use tools that make the entire process easier.
3. **Take care of your machine.** Your machine is an investment. Learn how to use it properly. Read the manual and take the classes your dealer offers. Get your machine serviced annually – it's penny-wise and pound-foolish to put it off.
4. **Learn and delight in your style.** Take the time to understand what you truly love in a quilt. You can learn more about your style from looking at quilt magazines and books than you can by looking at your own. What do the quilts you like have in common? Do you own multiple books by the same author? What parts of the process do you love? Hate? Can you do those parts differently?
5. **Learn something new.** Take a class, even outside the quilting world. My color choices improved phenomenally after taking watercolor classes. You'll bring an entirely new perspective to your quilting after seeing the process through a different medium.
6. **Keep improving.** Challenge your quilting repertoire by improving upon what you already know. Take an advanced class. You'll challenge your brain and your body, and you'll develop a new set of skills that will enable you to create differently.
7. **Go on a quilting adventure.** Travel to a quilting conference, class, or show. Going somewhere new forces you to focus more keenly. I once attended the International Quilt Festival in Houston, Texas, where I took classes not available to me at home. The conference was too large for me, and my senses were on overload by the end of the week, so I learned that smaller conferences are better for me and have traveled to those ever since.
8. **Don't hand over your creativity.** Your work should not be a cookie-cutter version of someone else's. Trust your instincts. Make your own creative decisions and make your own mistakes. You'll better appreciate your successes, learn more from your failures, and build your creative muscles in the process. Make every decision a creative one. Ask yourself, "Is this the way I really want to do it?"
9. **Get involved in a guild or bee.** Quilters are generous, funny, creative people. Make connections with them and you'll enjoy not only their quilts, but their support and ideas as well.
10. **Kick the perfectionist habit.** Aim for fun. Gwen Marston once said, "You don't have to suffer to make a beautiful quilt." If it's not fun, I don't do it—life is too short not to enjoy my hobbies. Learn how to make the quilts you love in a way you enjoy.

These habits will enable you to become a better quilter—even an outstanding one. Practice them slowly until you do them automatically. What will be your first habit to try?

Maria is an award winning quilter and author of *Color Mastery: 10 Principles for Creating Stunning Quilts*. She lives in Georgia with her husband and two sons.

*Thanks Margaret McNarron for providing us with this article.



Lick Skillet Quilt Guild

Our Mission: To promote an appreciation of the art of quilting, to share knowledge about quilts and quilting, and to perform community service projects.

The Guild is a non-profit organization open to anyone interested in quilts or quilting. Monthly meetings are 5:30 p.m. on the second Monday of each month at the Oxford Civic Center, 401 McCullars Lane, Oxford, Alabama 36203. Guests are welcome. Annual dues are \$25, renewable in October of each year.

Address/phone/email changes, contact: Angie Dempsey, 256-362-0035

Find us online at www.lickskilletquiltguild.com or www.facebook.com/#!/groups/455735277826951 or Lickskilletquiltguild.blogspot.com

Contributions to the Newsletter is welcome. Articles/ads/guild info due no later than the third Monday of each month and must be submitted with name and phone number of the author. Articles must be submitted in text files or hard copy by email to Anita Fountain at alfount@yahoo.com.

2016 Executive Board

President	Anita Fountain
Vice-President	Bernice Zaidel
Secretary	Valera Johnson
Treasurer	Carole DeGrenier
Members at Large	



**Anyone who finds the coin hidden in the newsletter and is the first one to email Anita telling her where it is, will get a prize! Only one win per member!

2016 Quilt Show Chairpersons

Show Chair	Carolyn Davis
Publicity	Anita Fountain
Vendors	Becky Everett
Layout	Becky Everett
Setup/Breakdown	Angie Fortner
Quilt Receiving	Angie Fortner
Judging	Valera Johnson
Awards	Margaret McNaron
Community Service	Sharon Lamberth
Opportunity Quilt	Ginger McNeal
Hospitality	Jinnia Flynn
Admissions	Brenda Mayfield/Jackie Fink
Programs	Anita Fountain
Advertising	Sue Gardner
White Glove	Tippi Healea
Photography	Angie Dempsey
Treasurer	Carole DeGrenier/Molly Steenberg