


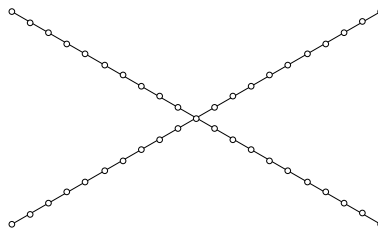

LINE DESIGNS

A line design is one which uses many straight lines to create a curved effect.
Follow the steps below to create an interesting line design.

1. Using Geo-Pro's perpendicular grid lines as a guide, rule two lines of length 20 cm at right angles as shown. Mark points 1 cm apart along each line.

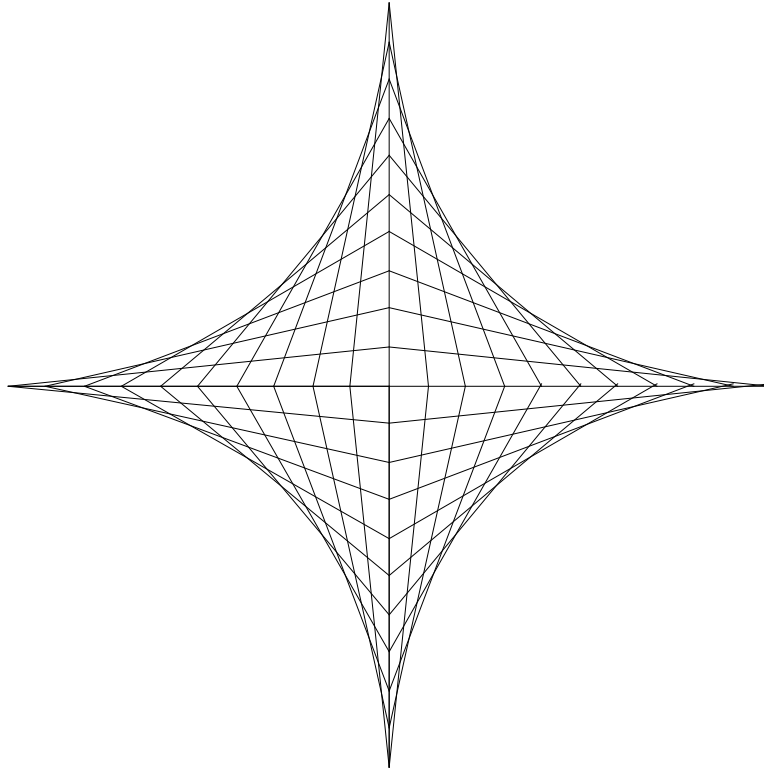


2. Join points as indicated in the right hand diagram above. Repeat a similar procedure in the other 'quadrants' to complete a design containing four individual line designs.
3. Colour your design - e.g. in a chequered pattern.
4. Investigate other line designs, e.g. in triangles or squares, or in non-right angles.



Answers
LINE DESIGNS

A completed line design.



A triangle containing three line designs, each one between a corner and the mid points of two sides.

