



Sounds of Silence

Objective

The student will identify variant correspondences in words.

Materials

- ▶ Silent and Not Silent header cards (Activity Master P.026.AM1)
- ▶ Word cards (Activity Master P.026.AM2a - P.026.AM2c)
Target letters are underlined (i.e., l, k, b, w).
- ▶ Student sheet (Activity Master P.026.SS)
- ▶ Pencil

Activity

Students identify and sort words with and without silent letters.

1. Place header cards face up and word cards face down in a stack at the center.
Provide the student with a student sheet.
2. The student selects the top card and reads it.
3. Decides if the sound of the underlined letter is not silent or silent.
4. If the sound is heard, then places card under “Not Silent” header. If the sound is silent places card under the “Silent” header.
5. Continues until all cards are placed.
6. Records words on the student sheet.
7. Teacher evaluation

Silent

Not Silent

plumb

rabbit

walk

Name _____

P.026.SS Sounds of Silence

Silent <small>Circle the silent letters.</small>	Not Silent
plumb walk	rabbit

Extensions and Adaptations

- ▶ Map the words on a phoneme-grapheme grid and identify the patterns (Activity Master P.033.SS8).
- ▶ Sort according to silent letters.

Silent

header



Not Silent

header



Phonics

Sounds of Silence

P.026.AM2a

plumbb

combb

limbb

know

knob

knit

walkk

stalkk



chalk

wring

wrench

wrestle

rabbit

habit

cub

ask



Phonics

Sounds of Silence

P.026.AM2c

speak

king

full

salt

pan

water

west

wing



Name _____

P.026.SS

Sounds of Silence

Silent Circle the silent letters.	Not Silent



Variant Correspondences

P.027

Beanstalk Climb

Objective

The student will identify variant correspondences in words.


Materials

- ▶ Spinner (Activity Master P.027.AM1)
- ▶ Game board (Activity Master P.027.AM2a - P.027.AM2b)
Target letters are b, k, w, and l. They are not underlined.
- ▶ Game pieces (e.g., counters, colored or different beans)

Activity

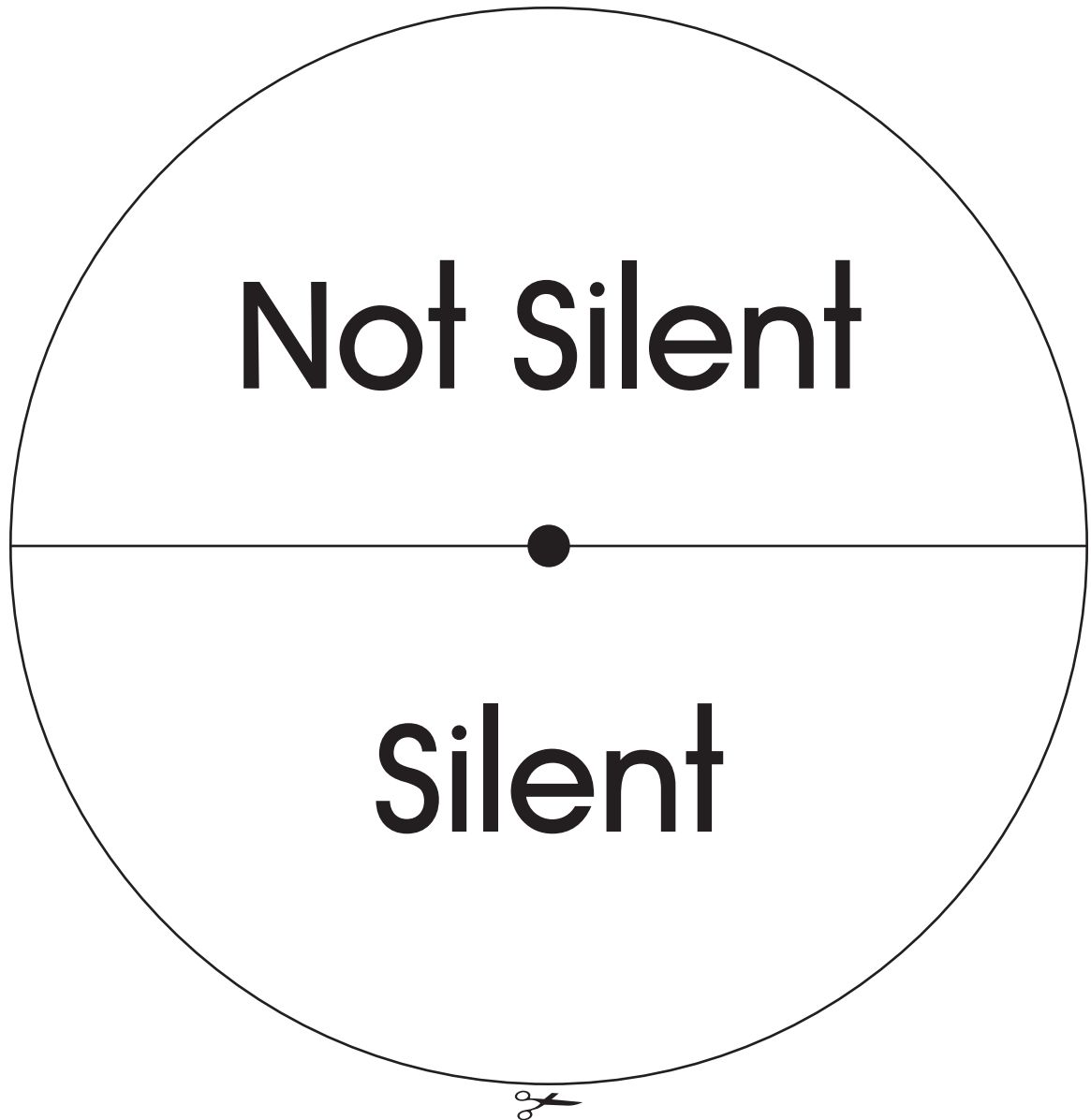
Students identify words with and without silent letters by playing a board game.

1. Place the game board, counters, and spinner at the center.
2. Taking turns, students spin the spinner.
3. Move game piece to the next word on the game board with a word that matches the letter described on the spinner (e.g., spinner lands on silent letter and the student finds the next word on the game board with a silent letter).
4. Read the word and place game piece on that word.
5. Continue until both students reach the end of the game board.
6. Peer evaluation



Extensions and Adaptations

- ▶ Use the words on the game board to make word cards to sort.



Phonics

Beanstalk Climb

P.027.AM2a

START

comb

kangaroo

pretzel

chalk

wrong



bell

soak

wrote

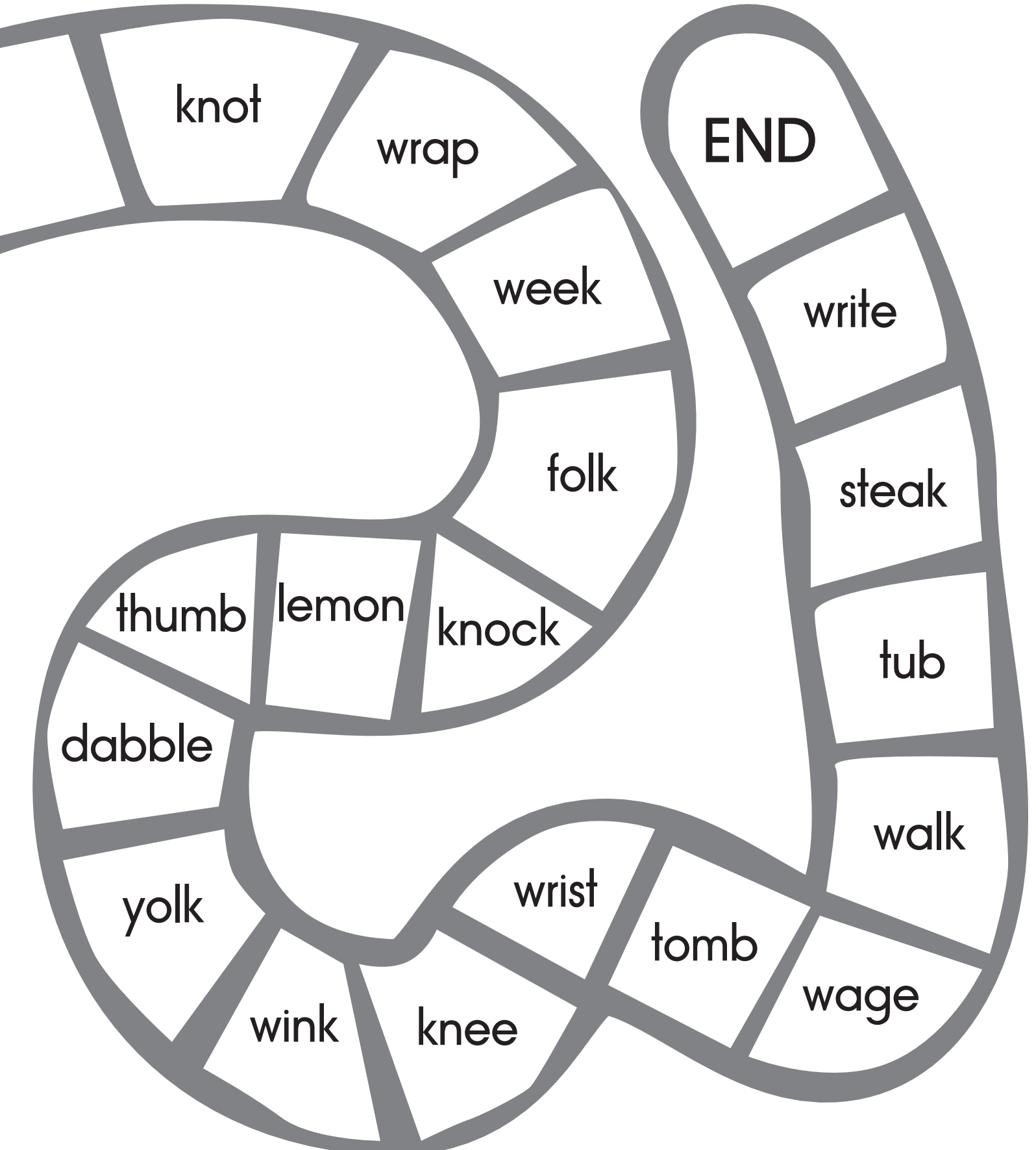
absent

knuckle

wire

born

crumb





Variant Correspondences

P.028

Wild Word Dominoes

Objective

The student will identify variant correspondences in words.

Materials

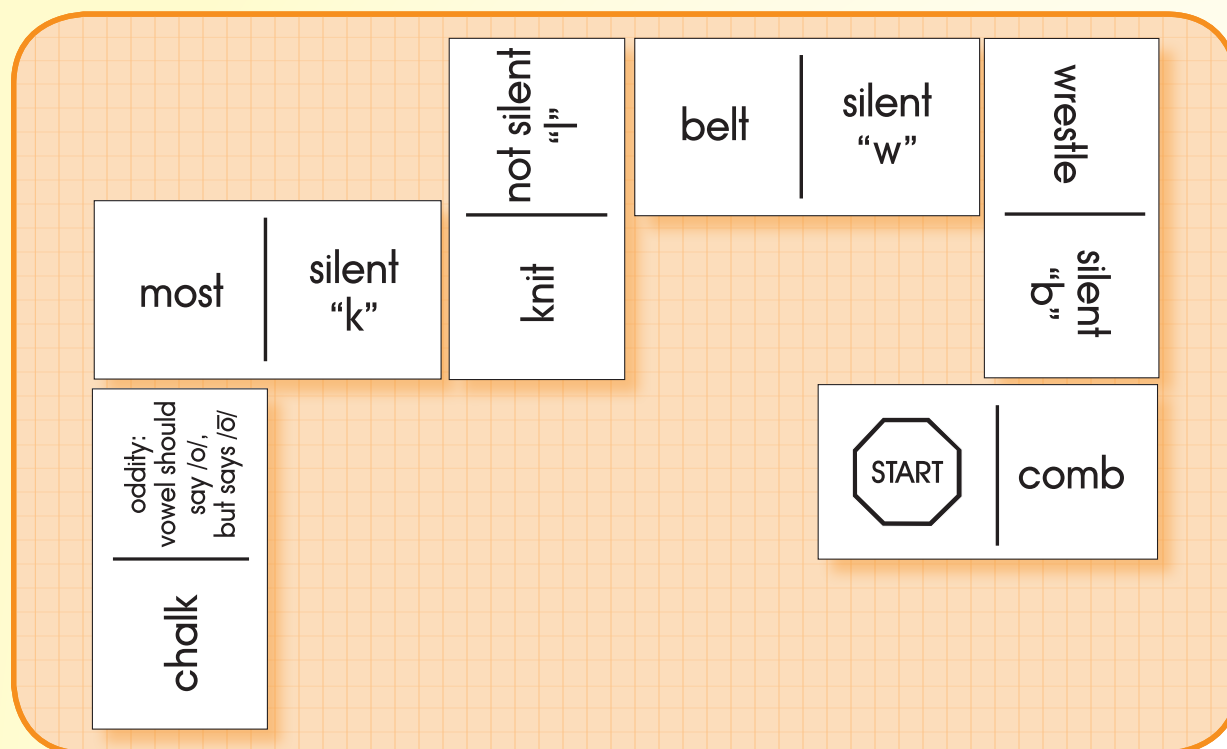
- ▶ Wild Word domino cards (Activity Master P.028.AM1a - P.028.AM1b)

Note: Some dominoes have two matches, connect the dominoes in such a way so all are used.

Activity

Students read words containing silent letter patterns and oddities by playing a domino game.

1. Scatter Wild Word domino cards face up on a flat surface.
2. Taking turns, student one places the START domino on the table, says the word on the other end of the domino and identifies the silent letter or oddity (w, k, l, b, _ld, _st). For example, student reads, “comb” and identifies that the “b is silent” and finds a domino that says “silent b.”
3. Connects the dominoes (i.e., “comb” to “silent b”).
4. Student two reads the other side of the domino (i.e., “wrestle”) and finds the corresponding domino and reads. (i.e., “silent w”). Connects it to the domino.
5. Continue until all the dominoes are connected.
6. Peer evaluation



Extensions and Adaptations

- ▶ Use other dominoes containing silent letters and oddities (Activity Master P.028.AM2a - P.028.AM2b).

<p>not silent "l"</p>	<p>knit</p>	<p>START</p>	<p>comb</p>
<p>silent "k"</p>	<p>most</p>	<p>silent "b"</p>	<p>wrestle</p>
<p>oddity: vowel should say /o/, but says /ō/</p>	<p>chalk</p>	<p>silent "w"</p>	<p>belt</p>



START/comb, silent "b"/wrestle, silent "w"/belt, not silent "l"/knit, silent "k"/most, oddity/chalk

Phonics

Wild Word Dominoes

P.028.AM1b

<p>oddity: vowel should say /i/, but says /ī/</p>	<p>west</p>	<p>silent “l”</p> <p>kiss</p>
<p>not silent “w”</p>	<p>STOP</p>	<p>not silent “k”</p> <p>not silent “b”</p>
		<p>club</p> <p>wild</p>



silent “l”/kiss, not silent “k”/not silent “b”, club/wild, oddity/west, not silent “w”/STOP

<div>START</div> <div>lamb</div>	<div>most</div> <div>climb</div>	<div>wrapper</div> <div>host</div>
<div>wrench</div> <div>crab</div>	<div>scrub</div> <div>knife</div>	<div>know</div> <div>silk</div>




START/lamb, climb/most, host/wrapper, wrench/crab, scrub/knife, know/silk

Phonics

Wild Word Dominoes

P.028.AM2b

<div>kind</div> <div>_____</div> <div>milk</div>	<div>water</div> <div>_____</div> <div>mind</div>	<div>kite</div> <div>_____</div> <div>wing</div>
<div>yolk</div> <div>_____</div> <div>keep</div>	<div></div> <div>_____</div> <div>walk</div>	<div>_____</div>



milk/kind, mind/water, wing/kite, keep/yolk, walk/STOP