



# FEED MY LAMBS

CHILDREN'S PAGE

TO YAHWEH BE  
ALL PRAISE,  
HONOR, and GLORY



HISWondrousWorks.com  
JANUARY 2015

## "Spreading the Good News - One Lamb, at a Time"



### Bible Story Time

#### Ahab and Naboth's Vineyard

1 Kings 21:1-16

Naboth was a Jezreelite who had a vineyard in Jezreel. It was located near the palace of Ahab the king of Samaria. Ahab desired to have the vineyard and he went to Naboth asking for the vineyard because it was near his house. He offered him silver and said he would give him a better vineyard than the one he had.

Naboth refused and told Ahab, "Far be it from me, by YAHWEH, that I should give the inheritance of my fathers to you."

Ahab went back to his house angry over the word which Naboth had spoken. He laid down on his bed pouting and he would not eat food. Jezebel came to him, and asked, "Why are you angry and not eating food?"

He said to her, "Because I spoke to Naboth the Jezreelite to give me his vineyard for silver, but he would not give it to me."

Jezebel said to him, "Aren't you the king of Israel? Rise up and eat food. Be glad, for I will give you his vineyard."

She wrote letters in the name of Ahab, and sealed them with his seal. She sent the letters to the elders and to the nobles of the city that Naboth lived in. She told them to have a feast and set Naboth at the head of the people as the guest of honor. Two wicked men were to sit across from him and say that he cursed Elohim and the king. Then they were to bring him outside the city and stone him to death.

The elders and the nobles who lived in his city carried out the instructions Jezebel had written in the letters to them. Naboth was falsely accused of cursing Elohim and the king and he was stoned to death by the people.

When Jezebel heard that Naboth had died she told Ahab to get up and take the vineyard because Naboth was no longer alive. So, Ahab got up and he took possession of the vineyard.

This was a great sin in the eyes of Yahweh and He sent Elijah to Ahab. Elijah told Ahab he would die where Naboth died and Jezebel would die by the wall of Jezreel. Evil would come to the house of Ahab and his sons would die.

Ahab was sorry for what he did and he repented to Yahweh with fasting. Because Ahab humbled himself before Yahweh, Yahweh showed him mercy and did not bring evil to his sons while he was still alive.

#### MINI LESSON DISCUSSION:

- Can you list some of things Ahab and Jezebel did wrong?
- Why did Ahab want Naboth's vineyard? Was this evil?
- Why didn't Naboth give his vineyard to Ahab?
- Why was it wrong for Jezebel to write the letters to the elders and nobles in Jezreel?
- What did the two wicked men accuse Naboth of?
- How did Yahweh show mercy to Ahab and why?

### EXPLORE THE ANCIENT CITIES...

#### "YAHWEH SOWS"

This is the Hebrew meaning for the word **Jezreel**.

It was an ancient city in Israel within the borders of the tribe of Issachar. It later became the capital of the Northern Kingdom of Israel under the reign of King Ahab. It is believed that Jezreel was the military base for King Ahab's chariots and cavalry.

The Jezreel Valley was an ancient route for merchandise traders and caravans to travel between the Jordan Valley and the coastal plain. It was, and still is, a lush, and beautiful green land where many crops flourish. There are fields of cotton, wheat, corn and sunflowers. Abundant herds of cattle and flocks of sheep graze in the valley. Megiddo is also located along the Jezreel Valley.

Many battles throughout the history of Israel were fought in the Valley of Jezreel and Megiddo. The Battle of Armageddon told in the book of Revelation will also take place there.



### Israel Fun Facts...

#### How Did Ancient Israel Make Grape Juice and Wine?

Grapes were brought from the vineyards to a large, flat area usually covered by mosaic tiles. This area was called the **treading floor**. Bushels of grapes covered the floor and they were crushed by the bare feet of the workers. Stomping on the grapes would make the juice come out of the grapes.

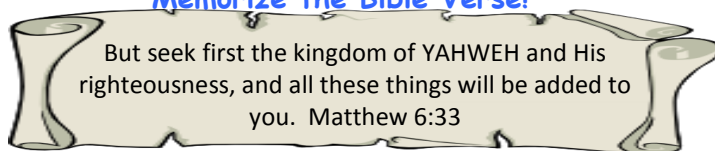
A large screw press was also fixed to the middle of the treading floor. This press would squeeze out the remaining juice left in the grape skins.

While stomping and squeezing the grapes, the juice would flow down into a canal through a hole in the floor. It filtered the juice from the pits and it would flow into a collecting pool. The pool was lower than the treading floor. Then the workers would collect the juice into jars and store them in a cool place, like a cave.



### Memorize the Bible Verse!

But seek first the kingdom of YAHWEH and His righteousness, and all these things will be added to you. Matthew 6:33





## CRAFT CORNER:

### VINE and BRANCHES CRAFT

This is a simple and fun coloring page that you can frame and hang on your wall.



### YAHSHUA said in John 15:5...

I am the Vine and you are the branches. Whoever abides in Me and I in him, this man will produce plentiful fruit because without Me you are not able to do anything.

The fruit we bear in YAHSHUA are the fruit of YAHWEH's Spirit!

*But the fruit of the Spirit is: love, joy, peace, patience, kindness, goodness, faith, meekness, self-control. Against such things there is no instruction. Galatians 5:22-23*

## Tiny Omelet Bites

Great for breakfast or a quick snack!

### Pan to Use: Mini Muffin Pan

If you don't have a mini muffin pan, you can use a regular size muffin pan and fill each tin with half a portion.



### Ingredients:

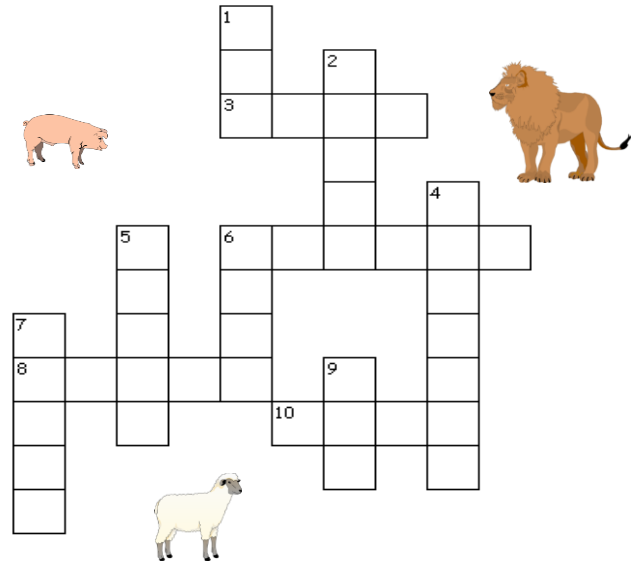
- 4 eggs - mixed well with fork
- 1 Tbs green onion or fresh basil, chopped
- $\frac{1}{4}$  cup red pepper or tomato, diced
- $\frac{1}{4}$  cup chopped fresh spinach
- olive oil or cooking spray
- salt and black pepper, just a pinch of each
- $\frac{1}{2}$  cup shredded cheese of your choice

### How to Make:

1. Preheat your oven to 350 degrees.
2. Combine your ingredients in a bowl.
3. Coat each muffin tin with olive oil or cooking spray so it lightly coats the bottom.
4. Spoon mixture into muffin tins.
5. Toss them in the oven!
6. The mini muffin tins take about 10 minutes. If you are using regular sized muffin tins, let them cook for about 20 minutes.

**REMEMBER:** Please be safe and prepare the snacks with an adult!

## Can You Solve the Puzzle?



### ANIMALS OF THE BIBLE

#### Across

3. Prodigal son's brother was never given this animal to be merry with his friends. *Luke 15:29*
6. The animal that spoke to Baalam. *Numbers 22:28*
8. This animal is made ready for the day of battle. *Prov 21:31*
10. Yahweh delivered David from the paw of this animal. *1 Sam 17:36*

#### Down

1. This animal laps up water. *Judges 7:5*
2. The first bird Noah sent out. *Gen 8:7*
4. What deceived Eve in the garden. *Gen 3:13*
5. Two of these animals killed 42 boys. *2 Kings 2:24*
6. The Spirit came down upon Yahshua like this bird, when he was baptized by John. *John 1:32*
7. What animal does a shepherd care for?
9. Unclean animal also known as swine. *Lev 11:7*

## HEBREW LESSON

*Learn how to say family words in Hebrew!*

Family - Mish-pak-ha  
 Father - Abba  
 Mother - Ee-ma  
 Son - Ben  
 Daughter - Baat  
 Baby - Tee-noak  
 Sister - Awk-hote  
 Brother - Ach





## LESSONS from the BIBLE:

### KNOWN BY YOUR FRUIT

**YAHWEH** and **YAHSHUA** are the Root of all good things. When we repent of our sins we will become a new person because Yahshua will live in our heart and change our life. Others should be seeing the fruit of His Spirit within us. The Bible tells us in Matthew 12:33; Either make the tree good and its fruit good, or make the tree corrupt and its fruit corrupt; for the tree is known by the fruit.

#### ***So, what is the good fruit of Yahweh's Spirit?***

It is love, joy, peace, patience, kindness, goodness, faith, meekness (being gentle) and self-control.

Obedying Yahweh's Word and doing the things He tells us to do, like loving Him and putting others before our self, will produce good fruit in our life and we won't even be aware of it. This is the power of Yahweh's Spirit working in and through us. It is not something we can do on our own. We will not be perfect, because our nature is sinful, but as we learn to get rid of our selfishness each day we will become more like Yahshua.

If we are not following Yahweh's commandments and not obeying His Word, we will start producing bad fruit in our lives because Yahweh's Spirit will not be in us. Instead of good fruit, bad fruit will be seen in us by others. Some examples of bad fruit is: being jealous, hating others, lying, fighting, complaining, being selfish, not sharing, using our tongue to speak evil, wanting things that others have.

#### ***Do you want to be known as a tree with bad fruit?***

If you know you have doing bad things, ask Yahweh to forgive you and help you not to do these sins any more. Trust Him to change your life through the power of His Spirit and make you more like His Son, Yahshua.



### Good Tree/Bad Tree - Which One Do You Want To Be?

#### *A lesson on discerning good from bad*



You can do this activity as a group or with your family! You will need paper, scissors and tape.

Draw a picture of two trees and label one, Good Tree, and the other, Bad Tree. Cut out large circles (4 for each person) of paper to look like fruit. Give each person 4 circles of paper.

Now ask everyone to think of things that we do that are good and bad. Write 2 good examples and 2 bad example on the fruit. Share your answers and decide which tree they belong to. Tape the fruit on the tree it belongs to.

Some examples: Bad things - like complaining, not helping when asked, calling someone names. Good things - shared with your brother or sister, gave thanks, let someone go before you in line. You can also discuss what the opposites of the fruit of the Spirit are.

### Bible Trivia:

1. Who dipped in the Jordan River 7 times? *2 Kings 5:10*
2. Yahweh created man on what day? *Genesis 1:27*
3. What did Samson find in a lion's carcass? *Judges 14:8*
4. Who are the sons of Zebedee? *Mark 3:17*
5. In what town was Yahshua born? *Luke 2:11*
6. Who was Martha's sister? *Luke 10:38-42*

1-Naman 2-sixth 3-bees 4-honey 4-James 5-John 5-Bethlehem 6-Mary

### Shalom Readers!



If you are inspired to share an idea of yours, we would love to include it in an upcoming issue of the Children's Page. Please send your idea to [www.feedmylambs26@hotmail.com](mailto:www.feedmylambs26@hotmail.com).

Thank you for reading! Be blessed in Yahweh's Name!

# VINE and BRANCHES CRAFT

*But the fruit of the Spirit is: love, joy, peace, patience, kindness, goodness, faith, meekness, self-control. Against such things there is no instruction.*

*Galatians 5:22-23*

## SUPPLIES NEEDED:

- Crayons, Colored Pencils or Paint
- Glue
- Scissors
- Sheet of construction paper of your choice for a frame

## HOW TO DO:

1. Color picture of Vine and Grapes
2. Cut out the Fruit of the Spirit labels
3. Glue labels to the grapes
4. Cut out the frame around the picture
5. Glue the picture to the construction paper

## Fruit of the Spirit LABELS:

LOVE

JOY

PEACE

PATIENCE


KINDNESS

GOODNESS

FAITH

MEEKNESS

SELF-CONTROL




I am the Vine and you are the branches. Whoever abides in Me and I in him, this man will produce plentiful fruit because without Me you are not able to do anything. **John 15:5**



# FEED MY LAMBS

CHILDREN'S PAGE

TO YAHWEH BE  
ALL PRAISE,  
HONOR, and GLORY



HISWondrousWorks.com  
FEBRUARY 2015

## "Spreading the Good News - One Lamb, at a Time"



### Bible Story Time

#### The Wise and the Foolish Virgins

Matthew 25:1-13

To teach about the kingdom of Heaven, YAHSHUA told the following story:

There were ten young women, also called virgins, who were going to a wedding feast. They took their lamps and they went out to meet the bridegroom and the bride. Five of the women were wise and took oil for their lamps with them. The other five women were foolish and did not take any oil for their lamps with them.

The bridegroom delayed coming and the young women being tired, all fell asleep. Then at midnight, a cry occurred, "Behold, the bridegroom comes! Go out to meet him." The young women woke up and prepared their lamps to meet the bridegroom.

The foolish women said to the wise women, "Give us some of your oil, because our lamps have gone out."

But the wise women answered them, saying, "No, we cannot do that because there will not be enough for us and you." They told them to go to those who sell oil and buy some for themselves.

As they went away to buy the oil, the bridegroom came. The young women who were ready went in with him to the wedding feast, and the door was shut.

Afterwards, the rest of the young women came back, saying, "Master, Master, open to us." He answered saying to them, "Truly I say to you, I do not know you. Therefore, be alert, for you do not know the day nor the hour in which the Son of Man comes."

#### MINI LESSON DISCUSSION:

- Who were the ten young women waiting for?
- Why did they fall asleep?
- What made the five of the young women foolish?
- What made the five of the young women wise?
- What happened when the five foolish women went away?
- What does it mean to have oil in your lamp?
- Why is it so important to be ready for our Master's return?

### EXPLORE THE ANCIENT CITIES...

#### FROM NAZARETH, HE CAME

When Yahshua was a boy He lived with His parents in a town called Nazareth. In the time of Yahshua, the population of people that lived there was less than two hundred. After moving to Capernaum, Yahshua returned to Nazareth to teach in the synagogue two more times, but he was rejected both times.



Nazareth is an isolated village located north of the Jezreel valley. It is about 88 miles from Jerusalem. There are more than 60,000 Israeli Arabs, Muslim and Christian, that live in Nazareth today. Upper Nazareth is home to thousands of Jewish residents.

An exciting place to visit is an ancient farm and village called, **Nazareth Village**, located in the town of Nazareth. The village was created to represent the life, times and teachings of Yahshua. There are olive trees, terraces, an ancient wine press, houses, animals, a synagogue, a mikvah and olive presses. The scenes are brought to life as "Villagers", are living and working with the same type of clothing, pottery, tools that Yahshua would have used.

### Israel Fun Facts...



#### THIS LITTLE LIGHT

An oil lamp is an object used to create light for a continuous period of time. The fuel source for the lamp is typically olive oil. A small fiber wick made from cotton, linen or papyrus is inserted into the oil in the body of lamp with the end of the wick resting in the nozzle of the lamp. The wick is lit with fire to create a small flame. The lamps are set on a flat surface and can also be carried in a person's hand.

During ancient times, there was no electricity so oil lamps were one of the most important items to have in a household. It was the main source of light starting thousands of years ago and using oil lamps continue to this day.

Archaeologists have found the first lamps were made with natural objects such as, coconuts, sea shells and hollow stones. Small lamps made from clay pottery were used in Israel and the Mediterranean from about 2000 B.C. through the Middle Ages. Due to the abundance of olive oil in these areas, oil lamps were the most common way to light the household.

### Memorize the Bible Verse!

To the **Torah** and to the **Testimony!** If they do not speak according to the Word, it is because there is no light in them! *Isaiah 8:20*

**It's How You See It** Author Unknown

A blind boy sat on the steps of a building with a hat by his feet. He had a sign which read: "I am blind. Please Help." There were only a few coins in the hat.

When a man came walking by, he took a few coins from his pocket and dropped them into the hat. Then he took the sign, turned it around, and wrote some words on the back. He put the sign where it was, so that everyone who walked by would see the new words. Soon the hat began to fill up. A lot more people were giving money to the blind boy.

That afternoon the man who had changed the sign came to see how things were going. The boy recognized his footsteps and asked, "Were you the one who changed my sign this morning? What did you write?"

The man said, "I only wrote the truth. I said what you said but in a different way. I wrote: 'Today is a beautiful day, but I cannot see it.'" Both signs told people the same thing... that the boy was blind. But the first sign simply said the boy was blind. The second sign told people they were extremely fortunate that they were not blind. Should we be surprised that the second sign was more effective?

**Moral of the Story:**

Be thankful for what you have. Be creative. Think differently and positively. When life gives you a reason to cry, show life that you have 100 reasons to smile. Face your past without regret. Handle your present with confidence. Prepare for the future without fear.

*This is the day YAHWEH has made; we will rejoice and be glad in it. Psalms 118:24*

**Healthy Snack Idea:**

**Cucumber & Mint Cream Cheese Sandwich**

**Utensils:**

- Vegetable Peeler
- Cookie Cutter Shapes (Optional)
- Knife

**Ingredients:**

- Wheat Sandwich bread
- Cream cheese
- Cucumbers
- Salt
- Pepper
- Fresh mint leaves, chopped

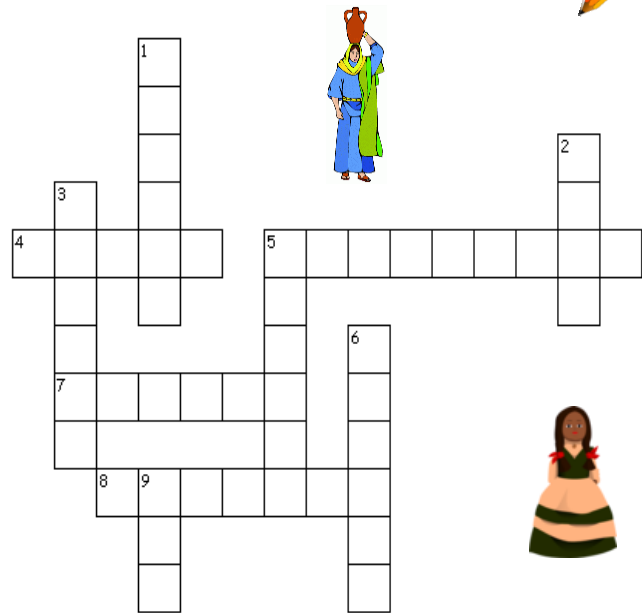


**What to do:**

1. With a vegetable peeler, cut the cucumber lengthwise into long strips and place them on paper towel to remove excess moisture.
2. Spread the cream cheese on the bread.
3. Add the cucumber strips on top of the cream cheese.
4. Cut off crusts and cut shapes with the cookie cutters or cut into squares.
5. Sprinkle with salt, pepper and chopped mint.
6. Place on a plate and share with your family!

**REMEMBER:** Please be safe and prepare the snacks with an adult!

**Can You Solve the Puzzle?**



**Women of the Bible**

**Across**

4. She had a son in her old age – Gen 22:1
5. Wife of Zechariah – Luke 1:5
7. Mother of Samuel – 1 Sam 1
8. Judge of Israel – Jud 4:4



**Down**

1. A cherub appeared to tell of her child's birth – Luke 1:26-31
2. She was loyal to her mother-in-law
3. Her brother was raised from the dead – John 11
5. She married a king and saved her people
6. Her husband loved her more than her sister – Gen 29:30
9. She was the mother of all living – Gen 3:20


*Charm may be deceitful, and beauty vain, but a woman who fears YAHWEH, she shall be praised. Proverbs 30:30*

**HEBREW LESSON**

Practice these words in Hebrew about the weather!

- Clouds - Ana-nim
- Rain - Gesh-em
- Snow - Sheh-leg
- Wind - Ru-ach
- Thunder - Rah-ahm
- Sun - Shemesh





## LESSONS from the BIBLE:

## LET YOUR LIGHT SO SHINE

It is very dark when there is no light and it can be scary when you can't see. Our human nature is dark because it is sinful. However, the darkness in us can be turned into light through our belief in YAHSHUA and YAHWEH's Word. He is the true light and light comes from Him. YAHSHUA said in John 8:12, *I am the Light of the world. The one following Me will in no way walk in the darkness, but will have the light of life.* What a wonderful promise!

The Bible also tells us we need to do something that shows our faith in Him. Matthew 5:16 says, *let your light shine before men, so they may see your good works, and may glorify your Father in Heaven.* YAHSHUA loved His Father and He obeyed Him. He did the works of His Father. So, when we obey what YAHWEH tells us in His Word our light will burn bright, just like YAHSHUA'S did. *Your Word is a lamp to my feet and a light to my path. – Psalms 119:105*

What are some examples of good works?

- Obeying the commandments of YAHWEH
- Obeying parents and honoring them
- Being kind to others and putting them first
- Helping someone
- Loving our brother, sister and our neighbor
- Forgiving others
- Respecting and listening to someone who has been given authority over us. Like; our parents, our teacher, our boss at work or the Elder of our congregation

We are to be blameless before YAHWEH for His light to shine in us. Darkness will put out our light so that it does not shine. Let's find out some examples of darkness? Just to name a few:

- Disobeying parents
- Hating our brother - *The one claiming to be in the light, and hating his brother, is in the darkness until now. The one loving his brother rests in the light, and no offense is in him. 1 John 2:9-10*
- Not forgiving when someone does wrong to us
- Being selfish
- Cutting others down
- Laughing when someone falls
- Negative talk: complaining, gossiping, accusing someone falsely, lying

It is so important to protect our self from the things that are evil in the world. How do we do that? By being careful of what our eyes see, such as the books we read or the movies we watch. Also, by being careful what our ears hear. What about the music we listen to? Is it positive and praising to our Father YAHWEH? A good question to ask is, "Would YAHWEH approve?"

How about our friends? We need to have friends who are also believers in YAHWEH. Having friends who don't believe in YAHWEH will turn our faith away from Him and burn out His light in us. The Bible asks us, *what fellowship does light have with darkness? 2 Corinthians 6:14*

So, walk in the light as He is in the light and keep your light bright so others may see it! Because, *No man lights a lamp and sets it in a hidden place, or under a basket, rather upon a lampstand so that those who enter may see its light. Luke 11:33*

### OH, BE CAREFUL...

The words to this little song remind us to be careful in everything we do. You can sing the song by yourself or as a group together.

#### VERSE 1:

O be careful little **eyes what you see**  
O be careful little eyes what you see  
There's a Father up above  
And He's looking down in love  
So, be careful little eyes what you see

#### VERSE 2:

O be careful little **ears what you hear**  
O be careful little ears what you hear  
There's a Father up above  
And He's looking down in love  
So, be careful little ears what you hear

#### VERSE 3:

O be careful little **hands what you do**  
O be careful little hands what you do  
There's a Father up above  
And He's looking down in love  
So, be careful little hands what you do

#### VERSE 4:

O be careful little **feet where you go**  
O be careful little feet where you go  
There's a Father up above  
And He's looking down in love  
So, be careful little feet where you go

#### VERSE 5:

O be careful little **mouth what you say**  
O be careful little mouth what you say  
There's a Father up above  
And He's looking down in love  
So, be careful little mouth what you say

### Bible Trivia:

1. He lived in the land of Uz. *Job 1:1*
2. She came to hear the wisdom of Solomon. *1 Kings 10:1*
3. Where was Ruth from? *Ruth 1:4*
4. He was the last king in Daniel's time. *Daniel 10:1*
5. What was the name of the river Joshua and the Israelites crossed over after leaving the wilderness? *Joshua 3:1*

1-Job, 2-Queen of Sheba, 3-Moab, 4-Cyrus, Jordan

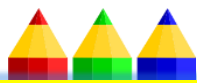
### Shalom Readers!




If you are inspired to share an idea of yours, we would love to include it in an upcoming issue of the Children's Page. Please send your idea to [www.feedmylambs26@hotmail.com](mailto:www.feedmylambs26@hotmail.com).

Thank you for reading! Be blessed in Yahweh's Name!





## CRAFT CORNER:



## AVOCADO OIL LAMP

YOUR WORD IS A LAMP TO MY FEET  
AND A LIGHT TO MY PATH.

PSALMS 119:105

**Supplies:** Please do the craft with an adult only!

- 1 Avocado (Makes 2 lamps)
- Olive Oil
- Cotton Wick (can use a piece of an old cotton shoe lace or thin cotton rope)
- Tinfoil (small square piece)
- Lemon Juice
- Scissors
- Knife
- Match or lighter



Example: A

### How to Make:

1. Cut avocado in half - lengthwise.
2. Remove the pit.
3. Cut a narrow canal at the long end of avocado and go towards the hole where the pit was. See example A.
4. Rub the lemon juice on the top of the avocado to keep it from turning brown.
5. Fill center of avocado with olive oil, just below the wick canal.
6. Place a small piece of tinfoil over the wick canal.
7. Add wick and light your lamp!
8. Repeat steps for other half of avocado.

Keep your avocado oil lamp lit under the supervision of an adult only!


Thank you for being safe!



# FEED MY LAMBS

CHILDREN'S PAGE

TO YAHWEH BE  
ALL PRAISE,  
HONOR, and GLORY



HISWondrousWorks.com  
MARCH 2015

## "Spreading the Good News - One Lamb, at a Time"



### Bible Story Time

#### A Wee Little Man Was He

Luke 19:1-10

Yahshua arrived in Jericho. Pushing his way through the crowd of people was a man named Zacchaeus. He was a chief tax collector, and he was rich. He wanted to see who Yahshua was, but he was not able to push through the crowd because he was small.

Running ahead, he climbed onto a sycamore tree, so he could see Yahshua; for He was going to pass through that way.

As He came to the place where Zacchaeus was, Yahshua looked up and saw him. Yahshua said to him, "Zacchaeus, hurry, come down, for today I must stay in your house." Zacchaeus hurried and he came down and welcomed Him with joy.

Those standing around murmured, saying, "He has gone in to stay with a sinful man."

Zacchaeus said to Yahshua, "Behold, Master, half of my possessions I will give to the poor and, if I accused anyone falsely, I will restore it to him four times."

Yahshua said to him, "Today salvation has come to this house, for he also is a son of Abraham. For the Son of Man came to seek and to save the one being lost."

#### What was a Tax Collector?

*In the time of Yahshua, a tax collector was a person who would collect taxes and exchange money. This was done outside in the open air. They would set up wooden tables and people would come and pay their taxes. People did not like them because they worked for the Roman Empire and often cheated people.*

#### MINI LESSON DISCUSSION:

What was Zacchaeus' occupation? Why didn't people like this occupation?

What made it so difficult for Zacchaeus to see Yahshua?

How did Zacchaeus overcome his difficulty?

What did Yahshua tell Zacchaeus?

Why did the people in the crowd murmur against Yahshua?

Did Yahshua forgive Zacchaeus of his sin? What did Zacchaeus promise to do to make up for the wrong he did to others?

What is the lesson you learned from this story?

Sing along to the words of the  
Zacchaeus song!

Zacchaeus was a wee little man,  
A wee little man was he.  
He climbed up in a sycamore tree  
For Yahshua he wanted to see;



And as the Savior passed that way,  
He looked up in the tree,  
Zacchaeus you come down  
For I'm going to your house today.

Zacchaeus was a wee little man,  
A wee little man was he.  
He climbed up in a sycamore tree  
For Yahshua he wanted to see;



And as the Savior passed that way,  
He looked up in the tree,  
Zacchaeus you come down  
For I'm going to your house today  
For I'm going to your house to stay.

### Israel Fun Facts...

#### THE SYCAMORE TREE...

Also called the fig-mulberry tree, is one of the oldest and largest trees found in Israel. The Hebrew word for sycamore is "**Shickma**" which means redemption. This tree has an amazing ability to regenerate. If the roots are uncovered by the wind, they will grow deeper into the ground and cling to it. If sand should cover the branches broken off, they will transform themselves into roots and new trees will grow.



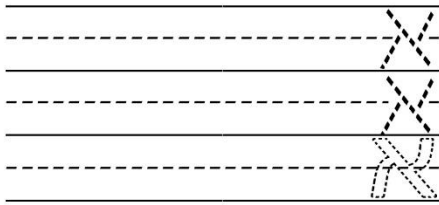
The large knotty trunk of the sycamore tree is very similar to the olive tree and the two trees are often grown side by side. The wide sycamore branches on the tree produce a delightful shade for one to sit under. Many times in ancient Israel the trees were planted along the roadways to keep the travelers cool from the sun.

During the summer months in Israel the sycamore will produce fruit known as figs. The figs grow on the trunk of the tree in little sprigs and clusters that look like grapes. Three to four days before picking, the fruit needs to be punctured to make it edible. In ancient Israel, the figs were eaten by mostly poor people. So, someone was assigned the task to puncture the fruit so it could be eaten. Amos the prophet was a tender of sycamore trees and he had the task of carefully preparing each fruit (Amos 7:14). Also, King David appointed an overseer for the olive and the sycamore trees in his kingdom (1Chr 27:28).


## HEBREW LESSON

The Aleph is the first letter of the Hebrew Alphabet. It can take the "A" sound or the "Ah" sound, but most of the time it is silent and takes the sound of the vowel underneath or from the letter before it.

Practice writing your Hebrew using the lines below.



Hebrew is read and written from right to left.



Every letter of the Hebrew Alphabet represents a picture!

Alef - אָ לֵא

In this word the Aleph would take the "Ah" sound because of the vowel pointing underneath it.

Ee-mah - אֵמָה

In this word there are two Alephs. The first one would take the "E" sound because of the vowel pointing. The last one is silent.

Hoo - אָוּהוּ

In this word the Aleph is silent.

## Memorize the Bible Verse!

For the Son of Man came to seek and to save the one being lost. Luke 19:10

## Did You Know?

One of the tallest men in the Bible was Goliath. He stood 9 1/2 feet tall!! (one cubit equals about 18 inches in today's measure) 1 Samuel 17:4



## EXPLORE THE ANCIENT CITIES...

### On the Road From Jericho



There was a village located on the slope of the Mount of Olives called **Bethany**. It was about two miles east of Jerusalem. Palm trees grew in abundance there making the village name known as the "house of dates."

Bethany was a resting place for Yahshua before going on to Jerusalem. His friends Lazarus, Mary and Martha lived there and this was the place where Lazarus was raised from the dead. Mary also poured oil on Yahshua and wiped His feet with her hair at Simon the potter's house.

Today, the village is no longer called Bethany. It is now part of Israel's West Bank occupied by the Palestinian people.

## BANANA SPLIT FROZEN FRUIT BITES

### Ingredients

- 6 medium strawberries, cut in half
- 1 firm banana - cut bite-sized
- 12 1" pieces pineapple
- 2.5 oz dark chocolate
- 1 teaspoon coconut oil
- Chopped nuts or coconut

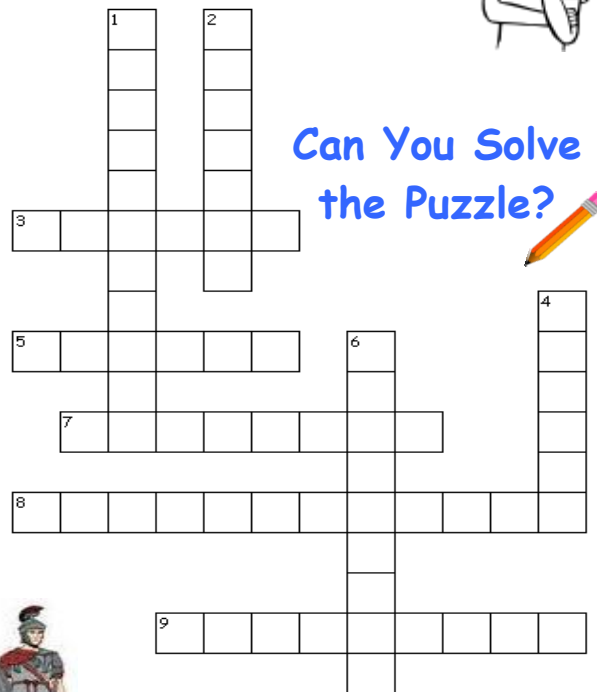


### Instructions

- Cut fruit into pieces and assemble together one piece of each kind of fruit.
- Press a popsicle stick through the fruit and freeze until solid.
- Line baking sheet with parchment or wax paper.
- Melt chocolate with the coconut oil on the stove-top or in microwave, stirring frequently to prevent burning. Once completely melted, remove frozen fruit from the freezer.
- Dip fruit in chocolate, and then in chopped nuts or coconut and place on sheet.
- When chocolate has hardened remove from freezer & enjoy!

**REMEMBER:** Please be safe and prepare the snacks with an adult!

## Can You Solve the Puzzle?



## Occupations in the Bible

### Across

3. He works the land to grow crops
5. Holy occupation for the Levite
7. Cares for the sheep
8. Zacchaeus had this occupation
9. Peter, Andrew, James & John's occupation



### Down

1. Worker of fine precious metal - hint! Acts 19:24
2. A position in an army of men
4. Works with clay
6. Yahshua's father Joseph was one





## LESSONS from the BIBLE:

### When Sorry is Not Enough

Making mistakes is a normal part of life, but sometimes saying sorry is simply not enough. It is important to take responsibility for our actions and make right the wrong that was done. This is called "restitution." But, before we can make something right we need to understand what we did was wrong. Then we need to repent to YAHWEH and ask for His forgiveness. Making right our wrongs is part of discipline and by doing so, YAHWEH gives blessing for obeying His Torah.

YAHWEH gives many examples of restitution in the Torah that teach us how to handle certain situations in our daily life. As in the story of Zacchaeus, he realized many people were wronged by him and he made it right by paying back four times the amount of money stolen.

The Bible teaches us to love our neighbor as our self and by making a wrong right we are showing YAHWEH we have love and respect for Him and for each another.



#### MAKING A WRONG RIGHT – WHAT WOULD YOU DO?

*Learning how to handle a situation will teach you how to problem-solve and take responsibility for your own behavior. Below are a few examples of situations that may happen in life. Discuss with your family or a group how restitution could be paid for each wrongful action.*

*What would you do?*

1. You borrowed something from a friend and you lost it.
2. You were invited to someone's home and you spilled your drink on the carpet and stained it.
3. Your parents told you not to color on the wall and you did it anyway.
4. You hit your brother or sister in anger.
5. You took something without asking, it didn't belong to you and it broke.
6. You blamed someone else for something you know was your fault.
7. You broke something and kept quiet about it.
8. You pushed another child down and they got hurt.

**From the Torah, Exodus 22:5 -**

When a man consumes a field or a vineyard, and he lets his beast loose and it consumes another's field, he shall repay the best of his field and the best of his vineyard.

**How would you apply this situation to an example today?**

*For further discussion on restitution in the Torah, you can read Exodus 22*

#### Bible Trivia:

1. How were Esther & Mordecai related? Esther 2:7
2. What was Luke's occupation? Col 4:14
3. What city was Lazarus from? John 11:1
4. Who was the only Queen of Judah? 2 Kings 11:1-20
5. What occupation did Priscilla & Aquila have? Acts 18:1-3
6. How many prophets of Baal did Elisha challenge on Mount Carmel? 2 Kings 18:19

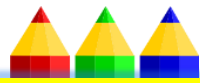
1-Cousins 2-Physician 3-Bethany 4-Athaliah 5-tentmakers 6-Zero, it was ElIJAH!

#### Shalom Readers!



The Passover and Unleavened Bread activity booklets will be ready by the end of March. So visit us at [HisWondrousWorks.com](http://HisWondrousWorks.com) to get yours!

Thank you for reading! Be blessed in YAHSHUA'S Name!



## CRAFT CORNER:

# My Father's House Plaque


### Supplies Needed:

- 5 Popsicle Sticks
- Glue or glue gun with glue sticks
- Paint, crayons or markers
- Embellishments: ribbon, stickers, beads, bows etc.
- Scissors
- Paper clip (optional for hanging)
- Scripture template (provided below)




### Instructions:

- Arrange popsicle sticks and glue together. See example A
- After glue has dried, paint or color the sticks.
- Cut out scripture template and glue to back of sticks. See example B
- Glue your embellishments on the sticks around the house.
- Glue paper clip on backside of housetop. See example C



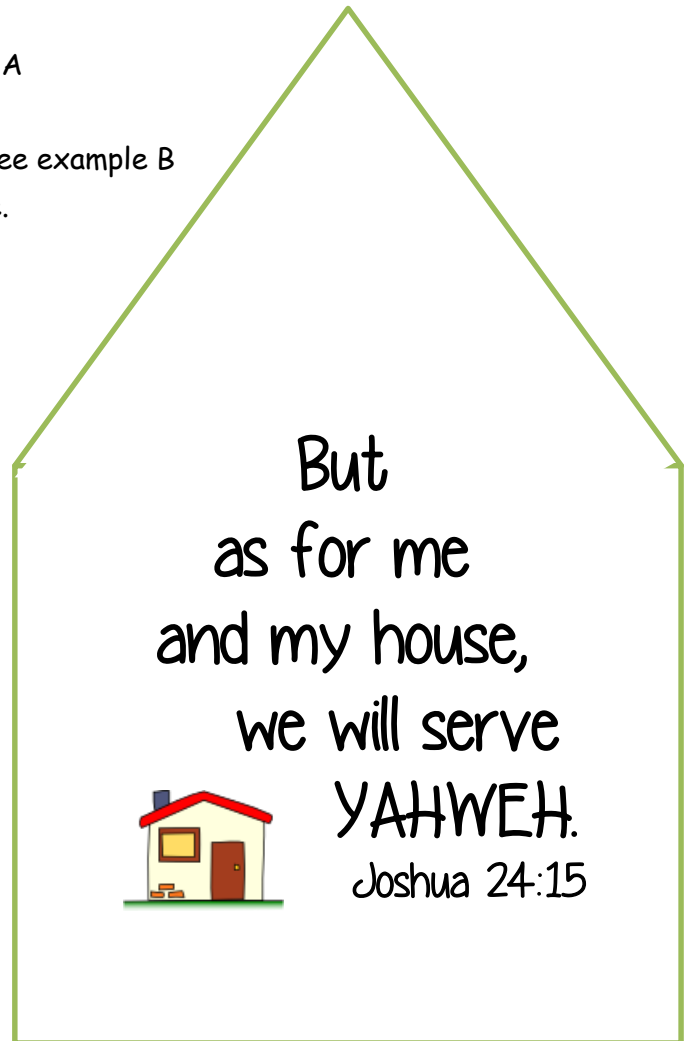
Example A



Example B



Example C



Scripture Template - Cut out



# FEED MY LAMBS

## CHILDREN'S PAGE

TO YAHWEH BE  
ALL PRAISE,  
HONOR, and GLORY



HISWondrousWorks.com  
APRIL 2015

### "Spreading the Good News - One Lamb, at a Time"

## Bible Story Time



### A TREASURE FOUND in the HOUSE of YAHWEH

2 Kings 22-23



**Josiah**, son of Amon, was a king who reigned in Jerusalem for thirty-one years. He was only eight years old when he began his reign as king of Judah. He did good in the eyes of YAHWEH.

During the eighteenth year of his reign, Josiah told Hilkiah, the high priest, to use the silver brought into the house of YAHWEH to buy supplies to repair the house.

When the work was being carried out, Hilkiah found a book in the house of YAHWEH. He told Shaphan, the scribe, about the book of Torah he found and he gave it to him to read. Then Shaphan went to the king, and told him that Hilkiah gave him a book. He read it before the king.

When the king heard the Words of the Book of the Torah, he tore his clothes. He was in deep sorrow. He commanded Hilkiah, Shaphan, and his servants to go and ask of YAHWEH for him and all the people regarding the Words of the Book. Josiah knew YAHWEH's wrath was burning against them because they did not listen to the Words of the Book and they did not do what was written.

They went to speak to Huldah the prophetess, who lived in Jerusalem. She told them that YAHWEH would punish them and bring disaster upon them because they were not following Him and they were worshipping idols.

But Josiah was very humble toward YAHWEH when he heard the words of the Book and he tore his clothes. Because of this, YAHWEH would not send destruction during Josiah's time. YAHWEH would send destruction on Judah when Josiah died.

After hearing the words, they went back to the king to tell him what was said.

Josiah gathered all the elders of Judah and Jerusalem and went up to the house of YAHWEH. All the people, from small to great were gathered also. He read all the Words of the Book of the covenant that was found in the house of YAHWEH. The king stood by a pillar and made a covenant before YAHWEH, to walk after YAHWEH, and to keep His commandments, and His testimonies, and His statutes, with all his heart, and with all his soul. All the people stood to the covenant.

Then Josiah commanded all the altars and idols of false gods to be smashed and burned outside Jerusalem in the valley of Kidron. He killed and removed the priests who worshipped false idols. When the land was cleansed, they were once again able to celebrate Passover.

So the king commanded all the people to perform a Passover to YAHWEH in Jerusalem, as it was written in the Book of the covenant.

No other Passover was like this one, from the days of the Judges of Israel to all the days of the kings of Israel, and of the kings of Judah.

There was no king ever before Josiah who turned to YAHWEH with all his heart and with all his soul, and with all his might according to the Torah of Moses; nor any after arose like him.



### MINI LESSON DISCUSSION:

How old was Josiah when he became king?  
How did Josiah respond when he heard the words of Torah?  
How did Josiah clean up the land?  
Why did YAHWEH spare Josiah from punishment?  
Why is it so important to have a king who follows YAHWEH and His commandments? What would happen if he didn't?

### Memorize the Bible Verse!

You shall **keep the commandments** of  
**YAHWEH** your Elohim, to **walk in His ways**,  
and to **fear Him**.  
Deuteronomy 8:6

### Israel Fun Facts...

#### A Place of Sorrow

There is a place located on the eastern side of Jerusalem called the **Kidron Valley**, also called the Valley of Jehoshaphat. This means, *the valley of decision*. It is an area of low land with a torrent (stream of water) separating Jerusalem from the Mount of Olives. It runs about 20 miles long traveling through the Judean desert toward the Dead Sea. Today, the torrent Kidron remains dry except when it rains.



Many people used the valley to travel back and forth to Jerusalem. King David crossed over the torrent Kidron to escape his son Absalom (2 Sam 15: 23) and Yahshua crossed through the valley with his disciples to the Mount of Olives (John 18:1).

During the time of the kings, many who ruled did not follow after Yahweh. They allowed evil things to take place. When a king ruled, that did not obey Yahweh, the Israelites worshipped idols and performed sacrifices to false gods. Some of these evil sacrifices took place in the Kidron Valley. When a king ruled and obeyed Yahweh such as; King Asa, King Hezekiah and King Josiah, they commanded all the pagan idols and altars to be destroyed. They ordered the priests to throw them in the torrent Kidron. (1 Kings 15:13, 2 Kings 23:4-12, 2 Chron 29:16, 30:14)

The valley of Kidron will not always be a place of sorrow, evil and death because YAHWEH gives His promise in Jeremiah 31:40; the land will once again be holy to Him:

*And the whole valley of the dead bodies and the ashes and all the fields to the **torrent Kidron**, to the corner of the Horse Gate east, **shall be holy to YAHWEH**. It shall not be torn up, nor demolished any more, forever.*

# The lazy one says, a lion is in the way, a lion is between the streets! Proverbs 26:13

## A Game of Grab Bag

This is a fun little game to play with others during the Feast of Unleavened Bread!



Search around the house for about 10 items and put them in a bag. Pass the bag around and have a person take one item out of the bag and say how the item connects to Passover or Unleavened Bread.

The item will be placed back in the bag to draw out again. Move on to the next person and do the same thing. They may have drawn the same item, but have a different answer!

## EXPLORE THE ANCIENT CITIES...



### The HOUSE of the FISHERMAN

**Bethsaida** was a village located near the Sea of Galilee. It means, *the House of the Fisherman*. It was the home of three of Yahshua's disciples, Peter, his brother Andrew, and Philip.

Yahshua performed miracles there, including feeding the multitudes of people and healing the blind man. From the shores of Bethsaida, He walked on the Sea of Galilee. After seeing these miracles, the people still did not believe and repent of their evil ways. So, Yahshua warned them of destruction in Matthew 11:21.


*Woe to you, Korazin! Woe to you, Bethsaida! For if the powerful acts which have taken place in you had happened in Tyre and Sidon, perhaps they would have repented in sackcloth and ashes.*

Today the village lies in ruins. You can visit the area and see the excavations of courtyard houses called, the *Fisherman's House* and the *Wine Maker's House*.

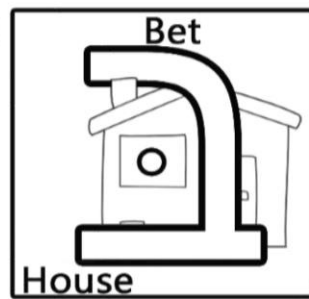
## HEBREW LESSON

The **Bet** is the **Second** letter of the Hebrew Alphabet and it can take two different sounds. If there is a dot in the middle of the letter (called a dagesh mark), it takes the "B" sound and if not it will take the "V" sound. Usually when it starts the word it will also take the "B" sound.

Practice writing your Hebrew using the lines below.



Hebrew is read and written from right to left.



Every letter of the Hebrew Alphabet represents a picture!

(House)  
**Bayit - בַּיִת**

In this word the Bet would take the "B" sound because it starts the word and has the dot in the middle.

(Gold)  
**Za'hav - זָהָב**

In this word the Bet would take the "V" sound because it doesn't have the dot in the middle and doesn't start the word.

(Spring)  
**Aviv - אָבִיב**

In this word the Bet would take the "V" sound because it doesn't have the dot in the middle and doesn't start the word.

## Healthy Snack Idea:

### MATZO PIZZA SNACK

Super easy to make & perfect for Unleavened Bread Week

Serving size: 1 matzo cracker, can be shared with others!

#### Ingredients

- 1 matzo cracker
- 3 T tomato sauce
- 3 T mozzarella cheese shredded
- 2 t Parmesan cheese grated
- 1 fried egg
- Fresh basil




#### Directions

1. Preheat oven to 400 degrees.
2. Fry one egg in the frying pan and set aside.
3. Spread your tomato sauce on top of matzo cracker.
4. Sprinkle with mozzarella and Parmesan cheeses.
5. Put the cracker on the oven rack and bake until cheese melts, about 6 min.
6. Top with egg & basil and eat!

**REMEMBER:** Please be safe and prepare the snacks with an adult!

## Can You Solve the Puzzle?



Things  
in the  
Temple

#### Across

2. Wore holy garments - Ex 31:10
4. Torn in two - Mark 15:38
5. Vessel for washing - Ex 30:18
7. Provides light - Ex 25:31
11. The place outside the temple
12. Where YHWH dwelt
13. Precious metal

#### Down

1. Put incense on - Num 16:17
3. Priests allowed only
6. Place of sacrifice
8. Memorial stones - Ex 39:7
9. Baked daily in temple - Num 4:7
10. Found inside the holy of holies



## LESSONS from the BIBLE: SMALL BEGINNINGS



**YAHWEH** gives each of us a gift to use for His purpose, to bear fruit for His kingdom. The gift helps us to help others. This is called a ministry for **YAHWEH** and every ministry starts with one small idea, a tiny seed of a small beginning. With time, patience and trust in **YAHWEH**, our small beginning will grow into all that He has called us to be. Trees are a wonderful example of how everything begins with a seed. Let's take a look:

There were two seeds planted at the same time for two different trees. The first was a cherry blossom tree seed and the other was a sequoia tree seed. They both had the same care as they both received the same amount of sunlight and water. The cherry blossom tree grew quickly and flourished beautifully with brilliant pink flowers and bright green leaves, but the seed of the sequoia tree seemed to be taking a long time to come up. As time went on the cherry blossom tree continued to grow and thrive but the sequoia tree didn't look as if it was going to amount to anything. After some time a small sprout began to emerge from the ground and the sequoia tree began to grow to an extreme height towering over the cherry blossom tree. The reason why the sequoia tree took longer to grow was because it required stronger and deeper roots which were going deep into the earth to support its huge size. Neither tree was insignificant, but served their purpose, and even though the cherry blossom tree was beautiful to the eye, the sequoia tree grew to be the tallest and strongest tree in the world.

Just like the example of the trees, make your roots strong in the Word of **YAHWEH**. You may never see the fruit of your work, but **YAHWEH** does. So, don't give up on your vision and don't despise the day of small things (Zech 4:10). **YAHWEH** will help you and He will finish His work in you (Phil 1:6)!

*For who has despised the day of small things? For they shall rejoice and shall see the plummet stone in the hand of Zerubbabel. Zechariah 4:10*

*Therefore, brothers, be patient until the coming of **YAHWEH**. Behold, the farmer waits for the precious fruit of the earth, being patient over it until it may receive the early and the latter rain. Jacob 5:7*

*Being confident of this very thing, that the One having begun a good work in you will finish it until the day of Yahshua Messiah; Phil 1:6*



### SEEDS OF SMALL BEGINNINGS



Having a ministry for **YAHWEH** is fun and exciting and making a plan will help to achieve your goals. This is a project to help you get started:

#### THE TREE OF IDEAS:

Using brown paper, draw a picture of a tree trunk. Cut it out and write the name of **YAHSHUA** on the trunk, because **HE is the root of all things**. Now, draw and cut out some branches to add to the tree trunk. Find a place to put your tree and assemble the pieces together. Think of your goals and write them on a branch. Even if it is only one small idea - one idea, per branch.

Using green paper, cut out some large leaves, but this time write down things that will help you meet your goal and put the date on it. As time goes by, your tree will grow as you continue to add more ideas.

Another idea, is to simply write your goals down in a notebook. You can even draw a tree in your notebook as a visual reminder of your ministry.

**Remember!** Just as a tree needs water daily, so does your spirit. Read your Bible each day and pray about your ministry. Look at your written goals often to keep them fresh in your mind.

### Bible Trivia:

1. Who ate the Showbread in the temple when it was not lawful? Matt 12:3-4
2. For how many pieces of silver was Yahshua betrayed? Matt 26:14-15
3. What did the disciples look for in the city as a sign to where to keep the Passover with Yahshua? Mark 14:13
4. Which disciple denied Yahshua 3 times? Matt 26:34
5. Who was the first person to see Yahshua after His resurrection? Mark 16:9
6. What did the Israelites put on their doorposts before the death angel passed over? Ex 12:22

1-David, 2-30, 3-man with water pitcher, 4-Peter, 5-Mary, 6-blood

### Shalom Readers!

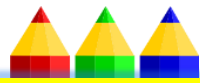


Chag Semeach!

The Passover and Unleavened Bread activity booklets are here! Have fun learning about these important feast days of **YAHWEH**. Visit us at [HisWondrousWorks.com](http://HisWondrousWorks.com) to get your booklet!

Thank you for reading! Be blessed in **YAHSHUA'S** Name!





## CRAFT CORNER:



# Ancient Ten Commandments Scroll

*This is a fun craft that will show you how to make your paper scroll look like it came from long ago!*

### Supplies Needed:


- Sheet of paper – standard white printer paper
- Coffee (already prepared) or tea (3 teabags in a cup of hot water)
- Bowl to hold coffee or tea liquid
- Thick paintbrush or paper towel rolled in a ball
- String or ribbon – about 18" long



And Shaphan the scribe told the king, saying, Hilkiah the priest has given a book to me; and Shaphan read it before the king. 2 Kings 22:10

### Instructions:

1. Write the 10 Commandments on your piece of paper. Or use the pre-typed page included.
2. Crumple it up – this will give it texture when it soaks up the tea or coffee. Then flatten it out.
3. With your paintbrush or paper towel, dip it into the coffee or tea and brush your entire paper on both sides until it is completely covered. You can make it as dark or light as you desire. Gently tear the edges to make it look even more authentic.
4. Lay out your wet paper on a rack or place some medium-size rocks underneath the paper to dry it out. You can dry it outside in the sun for quick drying.
5. Once your paper is dry, starting at the top of your paper, carefully roll your paper into a scroll.
6. Tie your scroll together with the string or ribbon.



# THE TEN COMMANDMENTS OF YAHWEH

1. I AM YAHWEH YOUR ELOHIM. HAVE NO OTHER GODS BEFORE ME.
2. DO NOT MAKE ANY GRAVEN IMAGES.
3. DO NOT TAKE THE NAME OF YAHWEH YOUR ELOHIM IN VAIN.
4. OBSERVE THE SABBATH DAY AND KEEP IT HOLY.
5. HONOR YOUR FATHER AND YOUR MOTHER.
6. DO NOT COMMIT MURDER.
7. DO NOT COMMIT ADULTERY.
8. DO NOT STEAL.
9. DO NOT LIE.
10. DO NOT COVET.

EXODUS 20:2-17, DEUTERONOMY 5:6-12




# FEED MY LAMBS

CHILDREN'S PAGE

TO YAHWEH BE  
ALL PRAISE,  
HONOR, and GLORY

HISWondrousWorks.com  
MAY 2015



## "Spreading the Good News - One Lamb, at a Time"

### Bible Story Time

#### A HAND is on the THRONE OF YAH

EXODUS 17:8-16

Amalek came and fought against Israel in Rephidim. (*Rephidim was one of the stops in the Wilderness of Zin on the way to Mount Sinai*)

Moses said to Joshua, "Choose men for us, and go fight against Amalek. Tomorrow I will stand on the top of the hill, with the staff of Elohim in my hand."

Joshua did as Moses told him, to fight against Amalek. Moses, Aaron and Hur went up to the top of the hill. When Moses lifted his hand, Israel won the battle. When he rested his hand, Amalek won the battle.

The hands of Moses became heavy and they took a stone and put it under him. And he sat on it. Aaron and Hur held up his hands, one from this and one from that side. His hands were steady until the sun went down.

Joshua defeated Amalek and his people by the mouth of the sword. YAHWEH said to Moses, "Write this, a memorial in a book, and set it in the ears of Joshua, that I will utterly wipe away the remembrance of Amalek under the heavens."

Moses built an altar. He called its name, YAHWEH Nisee. (*Nisee means "My Banner" in Hebrew, which means that YAHWEH was going before them*)

He said, "A hand is on the throne of Yah; war is to YAHWEH with Amalek from generation to generation."



#### MINI LESSON DISCUSSION:

Who came to fight against Israel?  
What did Moses take with him to stand on the top of the hill?  
Who helped Moses? Why and how did they need to help him?  
Why do you think Moses held his arms up to YAHWEH?  
What did Moses build after the battle in Rephidim?  
What name did Moses call the altar?  
What did YAHWEH promise to do to the Amalek?  
What did you learn from the story?

Test yourself and see how long you can hold your arms up in the air! Try it for at least 5 minutes!

### Israel Fun Facts...

#### THE TAMARISK TREE

In Genesis 21:33, Abraham dug a well in Beer-sheva. Afterwards, he planted a tree near the well. It was called a tamarisk tree.

The tamarisk tree in Hebrew is called *Etz Ha Eshel*. It is also known as the **salt cedar** because the tree produces an abundance of salt. Tamarisks are evergreen shrubs/trees that can grow very tall. They have dense thickets that provide much shade on a hot day. When King Saul was in Gibeah, he stayed under a tamarisk tree while seeking David's life (1<sup>st</sup> Samuel 22:6). Later on, in 1 Samuel 31:13, Saul and his sons were buried under a tamarisk tree in Jabesh.

The small leaves of the tree are like little scales. They are covered with salt deposits, making them very salty. While traveling in the desert, the leaves can be picked and eaten. The salt from the leaves will replenish the body with needed salt that is lost from sweating under the hot desert sun.

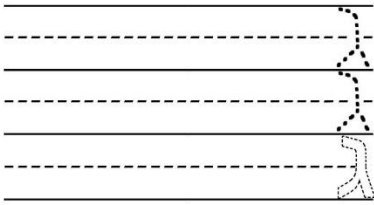
There is an interesting fact about the tamarisk tree! Insects that live on the tamarisk trees in the Sinai desert will suck the sap out of the tree. This causes them to produce sweet, sticky drops that vary in size, from a pinhead to a pea. These drops stick on the ground and evaporate into white, frost-like particles before turning yellowish brown. The little drops are said to taste like honey. Similar to the Israelites gathering manna in the wilderness, modern day Bedouins (people who live in the desert) also gather these drops early in the day, before ants and maggots eat them first. Then the Bedouins seal it up in pots and later knead it into a paste to eat. This is a nourishing addition to their everyday diet.



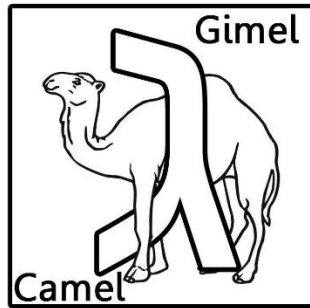
## HEBREW LESSON

The **Gimel** is the **third** letter of the Hebrew Alphabet. It takes the "G" sound as in goal or garden.

Practice writing your Hebrew using the lines below.



Hebrew is read and written from right to left.



Every letter of the Hebrew Alphabet represents a picture!

(Big)

Gadol - גדול

In this word the Gimel would take the "GA" sound because of the vowel point underneath.

(Violet)

Segol - סגול

In this word the Gimel would take the "GO" sound because of the vowel point above the vav.

(Rain)

Geshem - גשם


In this word the Gimel would take the "Ge" sound because of the vowel point underneath.

(Vowel Pointing will be explained in an upcoming lesson!)

## EXPLORE THE ANCIENT PEOPLE...

### Troubling YAHWEH's People

The tribe of **Amalek** or Amalekites were "war-like" people who lived in the wilderness. They are first mentioned in the Bible (Gen 14:7) during the time of Abraham. Numbers 24:20 says they were the "first of the nations."



The Amalek did not fear **YAHWEH** and they hated the Israelites. As a fierce enemy, they were constantly troubling them. They attacked the young and the weak who were in the rear of the Israelites travelling through the wilderness (Deut 25:17-19).

The Amalek joined together with the Canaanite people (Num 14:45), the Moabites (Judg 3:13) and the Midianites (Judg 6:3) to continually attack the Israelites. They destroyed their crops and their land.

**YAHWEH** fought for the people of Israel and He promised to punish and utterly wipe out the Amalek. King Saul was told to completely destroy the Amalekites and everything that belonged to them, but he did not obey **YAHWEH**. He allowed the Amalekite King Agag to live and Saul lost the kingdom of Israel that day (1 Sam 15).

### Memorize the Bible Verse!

Little children, you are of Elohim and have overcome them, because **He that is in you is greater than he that is in the world.** 1 John 4:4

### Healthy Snack Idea:

#### FROZEN YOGURT CUPCAKES

Nice cool snack on those warm days!

#### Ingredients:

- 1 cup of Yogurt (your choice)
- Handful of fresh berries (blue berries, raspberries and/or strawberries)




#### Instructions:


1. Line a muffin tin with cupcake wrappers
2. Spoon yogurt into each cupcake wrapper (about half full)
3. Add berries to yogurt
4. Place muffin tin into freezer and let the yogurt cupcakes freeze for a couple of hours
5. Once frozen solid, you can remove from wrappers and eat!

**REMEMBER:** Please be safe and prepare the snacks with an adult!

### Can You Solve the Puzzle?



### Journey in the Wilderness



#### Across

2. Pillar by day - Ex 13:21
3. Number of tribes of Israel
6. Pillar by night - Ex 13:21
8. Tablets of stone - Deut 9:9-10
9. Waters of strife - Num 20:13

#### Down

1. Bird for meat - Num 11:32
3. Wilderness temple - Ex 35
4. The sinful golden image - Ex 32
5. Bread "what is it?" - Ex 16:15, 35
7. How many years did they wander? - Num 32:13

### Did You Know?

In ancient times, salt was used to pay wages and the word "salary" comes from the word salt.





## LESSONS from the BIBLE:

## To You, O My Strength, I Will Sing



The book of Exodus chapter 14, tells about the wondrous miracle that Almighty YAHWEH did to save the people of Israel from the Egyptians. They were trapped in the wilderness by the sea and had no escape from the army of Egyptians coming after them. They could not turn to the right or to the left and they could not turn back. YAHWEH gave them only one way to escape and that was to go forward, but only by His hand leading them out. Moses told the people to wait and see how YAHWEH would fight for them and HE would save them.

With the staff of Moses stretched out over the sea, YAHWEH made a strong wind blow all night. He separated the waters and made them stand like a wall on the right and on the left. A path of dry ground went through the middle of the sea so the Israelites could safely cross to the other side. Once the Israelites were safely to the other side, the Egyptians followed and chased after them into the middle of the sea. YAHWEH confused the Egyptians and took the wheels off their chariots. Then Moses stretched out his staff again and the waters returned and covered the Egyptians.

WOW, this is an amazing story how YAHWEH saved the people that day. The Israelites saw the great and wondrous work of YAHWEH! They feared Him and they believed in Him and in His servant Moses. They were filled with joy and happiness. Do you know what they did next? They sang a song to YAHWEH (Exodus 15)!

YAHWEH tells us in His Word, to sing to Him and to sing praises to His name (Psalms 68:4). He loves us so much and it makes Him joyful to hear our love for Him in song and praise.

When we are thankful, or afraid, or not feeling so good, singing to YAHWEH is a way to show we trust Him and it brings us close to Him. As we read in the book of Psalms, King David went through many difficult things in his life, but he always trusted YAHWEH and worshipped Him in song.

*Let the Word of Messiah dwell in you richly, in all wisdom teaching and exhorting yourselves in psalms and hymns and spiritual songs, singing with grace in your hearts to Elohim. Colossians 3:16*



### Sing to YAHWEH a New Song!



Think about how much YAHWEH loves you and how much you love Him. On a piece of paper write those thoughts down and create a song, just like King David! Then sing with all your heart to YAHWEH the words you have written down! It is beautiful music to His ears!

*Another idea:* You can also pick a favorite Psalm written in the book of Psalms and sing those words to YAHWEH!

## Bible Trivia:

1. What did Elohim create on the 4<sup>th</sup> day? Gen 1:14-18
2. What city did Abraham bury Sarah? Gen 23:19
3. Who was the mother of Ishmael? Gen 16:15
4. Who was Rebekah's brother? Gen 23:29
5. How old was Yahshua when his parents could not find him? Luke 2:42
6. What happened to Paul's eyes after he saw Yahshua near Damascus? Acts 9:9

1-Sun,moon,stars 2-Hebron 3-Hagar 4-Laban 5-twelve 6-He lost his sight

## Shalom Readers!



The Shavout activity booklets will be available soon!! You can learn about this important feast day of YAHWEH. Please visit us at [HisWondrousWorks.com](http://HisWondrousWorks.com) to get your booklet!


Thank you for reading! Be blessed in YAHSHUA'S Name!

## MOSES, Arms Up!

*And so it was that when Moses lifted his hand, Israel prevailed. And when he rested his hand, Amalek prevailed. Exodus 17:11*

### SUPPLIES

- 1 Pipe cleaner cut to 6" (any color)
- 1" piece of straw
- Tape
- Scissors
- Crayons, markers or colored pencils
- Small stick (to fit through straw)



### HOW TO MAKE

Color Moses picture & cut out

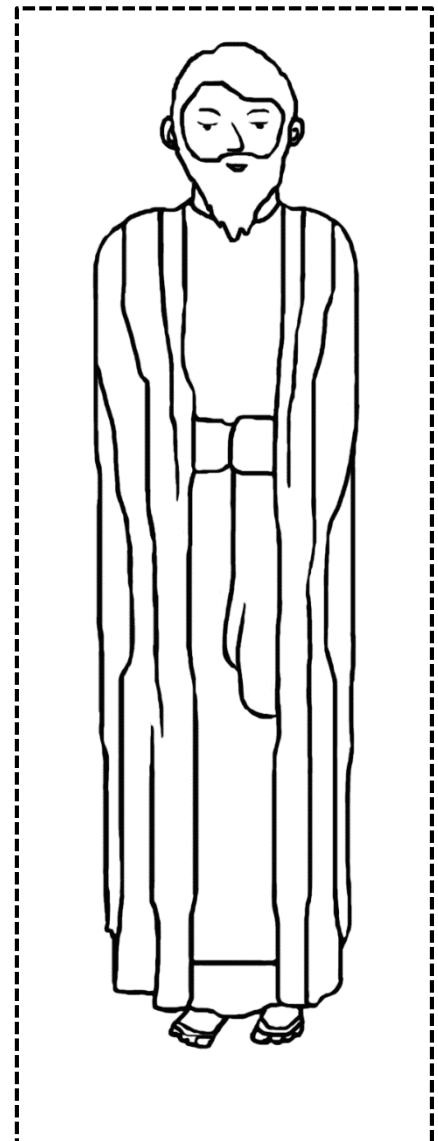
Tape straw on back of picture (near shoulders)  
*see picture below*

Slide pipe cleaner through straw

Curl ends of pipe cleaners around the stick to look like Moses is holding his staff

Arms will move up and down

*You can also make little sleeves to cover the pipe cleaner*





# FEED MY LAMBS

CHILDREN'S PAGE

TO YAHWEH BE  
ALL PRAISE,  
HONOR, and GLORY



HISWondrousWorks.com  
JUNE 2015

## "Spreading the Good News - One Lamb, at a Time"

### Bible Story Time

#### Samuel Hears the Voice of YAHWEH

1 Samuel chapters 1-3

Elkanah, a man from the hills of Ephraim, had two wives. One wife was named Hannah and the other wife was named Peninnah. Peninnah had children and Hannah had none. Hannah cried to YAHWEH and she made a vow to Him that if He gave her a son, she would give him back to serve Him all the days of his life. YAHWEH heard Hannah's prayer and she gave birth to a son, named Samuel.




After Hannah weaned her child she brought him to Eli the priest to serve before YAHWEH. Each year, Hannah made a small coat for Samuel and brought it to him.

The Word of YAHWEH was rare in these days and there was no vision. It happened at this time, Eli went to lay down in his place. Samuel was lying down in the sanctuary of YAHWEH, where the ark of Elohim was.

YAHWEH called to Samuel and he ran to Eli and said, "Behold, I am here. For you have called to me." Eli said to him, "I did not call. Go back and lie down."

YAHWEH again called Samuel and he rose up and went to Eli and said, "Behold me, for you have called me." Eli said again, "I have not called, my son. Go back and lie down."

Samuel did not yet know YAHWEH, and the Word of YAHWEH had not yet been revealed to him. YAHWEH again called Samuel the third time and he rose up and went to Eli and said, "Behold me, for you have called me." Eli knew that YAHWEH was calling the boy.



Eli said to Samuel, "Go, lie down; and if One calls you, you will say, Speak, O YAHWEH, for Your servant hears."

YAHWEH came and stood, and called as the other times, "**Samuel, Samuel!**" Samuel said, "**Speak, for Your servant hears.**"

YAHWEH said to Samuel, "Behold! I am doing a thing in Israel at which the two ears of every one hearing it shall tingle. In that day I will confirm to Eli all that I have spoken to his house, beginning and making an end. I declare to him that I am judging his house forever, for the iniquity which he has known; for his sons have been making themselves vile, and he has not restrained them. So I have sworn to the house of Eli, the iniquity of the house of Eli shall not be atoned for, by sacrifice or by offering, until forever."

Samuel lay until the morning and he opened the doors of the house of YAHWEH. He was afraid to tell the vision to Eli. Eli called Samuel and told him to come near, "What is the word which He has spoken to you? Please do not hide it from me."

Samuel told him all the words, and did not hide from him. Eli said, "It is YAHWEH; He does that which is good in His eyes." Samuel grew up, and YAHWEH was with him and he did not let his words fall to the earth.

#### MINI LESSON DISCUSSION:

- What did Hannah vow to YAHWEH?
- Who did Hannah bring Samuel to?
- How many times did YAHWEH call Samuel?
- What did YAHWEH tell Samuel to do?
- Why do think Samuel was afraid to tell Eli the word YAHWEH spoke to him?
- How was Samuel an obedient servant?
- What did you learn from this lesson?

### Israel Fun Facts...

#### THE EUCALYPTUS TREE

**Koala bears** love to eat the eucalyptus leaves from the Eucalyptus trees they live in! However, these cute little bears are not found in Israel, but the Eucalyptus trees are and they grow in abundance throughout the land. The Eucalyptus tree is also called the **River-Red-Gum tree** and the name Eucalyptus means "well-covered."



The tree is not native to Israel, but originally came from Australia. So how did it get there? It was brought to the land about 130 years ago and planted by foresters to help dry out the swamps. The wet swamps brought many mosquitoes which also brought the risk of Malaria. Drying out the swamps greatly reduced the risk of the disease. Although the fast growing tree loves to be planted near water, it can also survive in dry conditions.

The Eucalyptus grows very large and has an enormous trunk. The thick trunk is made of tough wood which also provides a major source of lumber to build hedges and fences. The tree blossoms almost all year long which attract the bees. Beekeepers place their hives near the trees so the bees will produce "eucalyptus honey."

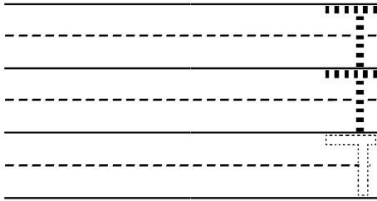
When you rub the eucalyptus leaves it gives off a minty, pine scent. To make eucalyptus oil the fragrant leaves are steam distilled and the oil is extracted. A major use for this oil is in medicine made for colds and flu, but it can also be used in cosmetics, antiseptics, and mosquito repellents.

A wise son hears his father's instruction, but a scorner does not hear rebuke. Proverbs 13:1

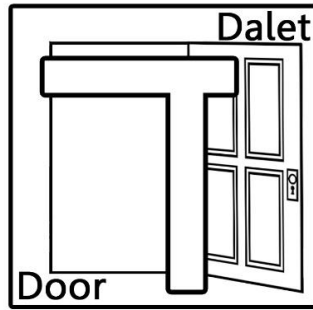
## HEBREW LESSON

The **Dalet** is the **fourth letter** of the Hebrew Alphabet. It takes the "D" sound as in donkey or danger.

Practice writing your Hebrew using the lines below.



Hebrew is read and written from right to left.



Every letter of the Hebrew Alphabet represents a picture!

(Boy)  
Yeled - יֶלֶד

In this word the Dalet is ending the word, so it would take the normal "D" sound.

(Thank You)  
Todah - תּוֹדָה

In this word the Dalet would take the "Da" sound because of the vowel point underneath.

(Bear)  
Dov - דּוֹב

In this word the Dalet would take the "Doe" sound because of the vowel point next to it.

(Vowel Pointing will be explained in an upcoming lesson!)

## EXPLORE THE ANCIENT CITY...

### The Place YAHWEH Set His Name



**Shiloh** was an ancient city in Israel where the children of Israel gathered together after they conquered the land. It was a quiet place located in the hills of Ephraim near Jerusalem. The Israelites set up the tabernacle of the congregation in Shiloh (Joshua 18:1) and it was the place where Joshua cast lots to divide the land among the tribes (Joshua 18:10).

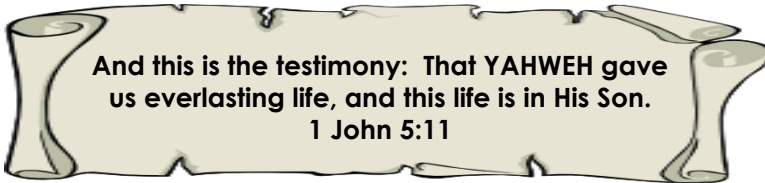
Samuel's father Elkanah went to Shiloh each year to sacrifice before **YAHWEH** in the tabernacle (1 Samuel 1:3). Eli and his two sons, Hophni and Phinehas, were serving as priests at this time. Shiloh is also the place that Hannah prayed to **YAHWEH** for her son, Samuel.

Archaeology excavations discovered that Shiloh was a walled city long before the Israelites conquered the land. Huge jars of pottery were found at the site dating the time period back to the Bronze and Iron Ages.

Today, Shiloh lies in ruin, but for almost 400 years during the time of Joshua and Judges, the tabernacle stood at Shiloh. It is believed to have fallen after the Israelites fought with the Philistines and the Ark of the Covenant was stolen (1 Samuel 4:2-4). The Ark of the Covenant was returned to the Israelites, but not sent back to Shiloh (1 Samuel 7:1-2). King David later moved the tabernacle to Jerusalem.

**And He left the tabernacle of Shiloh, the tent He dwelt in among men; Psalms 78:60**

## Memorize the Bible Verse!



## Healthy Snack Idea:

### Healthy Cherry Strawberry Smoothie

Refreshing and delicious drink!



Makes 4 cups



### Ingredients

- 1 cup water
- 1 orange, peeled and separated into wedges
- 1 banana, peeled and quartered
- 1 1/2 cups fresh or frozen strawberries
- 1 1/2 cups fresh or frozen sweet red cherries, pitted
- Drizzle of honey, if desired

Blend all the ingredients in blender until smooth and creamy!



**REMEMBER:** Please be safe and prepare the snacks with an adult!

## Did You Know?

The TORAH is also known as "The Five Books of Moses"



## Can You Solve the Puzzle?



Find the words below in this puzzle

S	S	Y	D	X	S	T	J	M	L	D	A	V	I	D
A	P	Q	Z	U	L	K	G	Q	B	E	K	E	N	N
U	Q	R	H	E	O	W	H	Q	Z	J	U	V	Q	S
L	E	J	A	B	O	W	B	Z	E	C	M	M	T	P
O	X	R	E	S	O	G	R	B	E	P	E	Z	A	G
A	S	Y	W	K	K	P	H	J	V	D	R	P	L	S
I	M	H	Z	X	T	Y	A	A	U	G	N	K	O	B
Y	W	I	G	D	K	P	N	Q	A	D	E	D	N	C
K	U	G	A	R	R	C	N	G	P	L	G	H	O	K
R	U	F	J	O	N	I	A	J	I	O	C	E	F	B
M	J	Q	P	O	A	X	H	U	A	F	X	G	O	G
F	L	H	O	N	V	R	D	G	I	Z	X	E	B	O
B	E	J	B	K	N	M	M	Z	N	J	H	M	L	N
T	D	A	S	H	M	H	C	V	A	I	G	U	G	R
L	V	L	O	R	R	H	A	N	A	K	L	E	S	R


## SAMUEL

DAVID	HANNAH	PROPHET	ELI
SAMUEL	ELKANAH	JUDGE	SAUL
ISRAEL			



For YAHWEH will not abandon His people, for the sake of His great name. For YAHWEH resolves to make you a people for Himself. 1 Samuel 12:22





## LESSONS from the BIBLE:

## A SERVANT'S HEART

The Bible says in Matthew 23:11, "But he who is greater of you, let him be your servant." Yahshua was telling us that to be great in the kingdom of YAHWEH is to be a servant.

He gave the greatest example to his disciples when he washed their feet during Passover. He showed us that true leadership is through serving others. He came to serve, not to be served. YAHWEH called each one of us to be His servant by serving others with a sincere heart. Not serving for selfish reasons or looking for praise from others, but serving with kindness and humility.

At times being a servant isn't always fun because sometimes people are mean or not so likeable, but we are not to grumble because YAHWEH tells us to be humble and serve them also.

Sacrifice is often required for a servant. Putting others before our own needs and wants and giving our time to help where needed.

Ask yourself...**have I been the servant that YAHWEH has called me to be?**

If you are falling short of being a servant, ask the Father to help you have the heart of a servant, like His Son Yahshua.

**And whoever will exalt himself shall be humbled, and whoever will humble himself shall be exalted.**  
Matthew 23:12



### HOW CAN I SERVE?

*A group game on learning to serve others*

Everyone will need to sit in a circle of chairs. In the middle of the circle, set items that could be used to serve someone else; some examples are a pencil, sheet of paper, scissors, string, roll of tape, a Bible, empty cup, towel, glass of water, a piece of food. One item is needed for each person playing the game.

One at a time, each person will pick one item and think of a way to use it to serve someone else in the circle. Be creative and tell them how you could use your item to serve them. Everyone must pick an item that has not been used already. Make sure everyone is served once.

After the game, someone can read Yahshua's example of serving others in John 13:3-5, 12-14. Have a short discussion asking the questions: How did you feel to be served? How did it feel to serve others? In what ways can you serve someone this week?

**Even as the Son of Man did not come to be served, but to serve, and to give His life a ransom for many.**  
Matthew 20:28

### Bible Trivia:

1. Who was the king that had Daniel thrown in the lion's den? Daniel 6
2. Who did Samuel anoint first to be king? 1 Sam 10
3. What was Esther's Hebrew name? Esther 2:7
4. What feast is also called Day of Pentecost? Acts 2
5. Who was Ephraim's brother? Gen 46:20
6. What land was Job from? Job 1:1

1-Dartus 2-Saul 3-Hedassah 4-Shavuot 5-Manasseh 6-UZ

### Shalom Readers!



Remember to do your best to serve someone!

**YAHWEH BLESS!**





## Tabernacle Scripture Verse Picture

*And you shall make a screen for the door of the tent of blue, and of purple and crimson, and twined bleached linen, the work of an embroiderer. Exodus 27:36*

### SUPPLIES NEEDED:





- Scissors
- Glue
- 4 Clothes Pins (used as drying clamps)
- 4 Large Size Popsicle Sticks
- Scripture Template (below)
- 3 Sheets of Construction Paper – Blue, Red & Purple (Tabernacle Colors)

### Cut Paper into:

- 3 - 5" long x 1/2" wide strips - Red
- 3 - 5" long x 1/2" wide strips - Purple
- 7 - 5" long x 1/2" wide strips - Blue
- 1 - Square - 5.1" x 4.2"

### INSTRUCTIONS:

- Glue the 4 popsicle sticks together with the ends sticking out about 3/4". **Example A**
- Use the 4 clothes pins to hold the ends together while glue is drying. You can leave them clipped and start next step. **Example B**
- Glue the red & purple strips of paper on the top and bottom sticks in a vertical pattern. Leave a tiny space between each strip. Let dry for a few minutes. **Example C**
- Using the blue strips, weave them through the red and purple strips one at a time in a horizontal pattern. Start your first strip weaving on top of vertical strip then begin weaving the next blue strip underneath the vertical strip. This will make a weave pattern. **Example D**
- Glue the square over the weave to cover the ends. Before you glue the backing, you can trim the ends with scissors if you prefer. Let dry for a few minutes. Use your clothes pins to clamp the ends to dry more quickly. **Example E**
- Cut out the scripture verse and glue to front side of your weave pattern. Decorate the front side of sticks with strips of colored paper of your choice. (As seen in finished craft pictured above). You can also paint them!



Scripture Template Cut-out



# FEED MY LAMBS

## CHILDREN'S PAGE

TO YAHWEH BE  
ALL PRAISE,  
HONOR, and GLORY



HISWondrousWorks.com  
JULY 2015

### "Spreading the Good News - One Lamb, at a Time"



## Bible Story Time

### SAUL SEES YAHSHUA

Acts 9:1-20

**Still breathing threats** and murder toward the disciples of the Master, Saul went to the high priest and asked him for official documents to the synagogues in Damascus to arrest any men and women he found being of *the Way*. He would bind them and bring them to Jerusalem.

On his way, it happened! As he drew near to Damascus, suddenly a light from the heaven shone around him. Falling on the ground he heard a voice saying to him, "Saul, Saul! Why do you persecute Me?"

And he said, "Sir, who are You?" The Master said, "I am Yahshua, whom you persecute; it is hard for you to kick the stakes."

Both trembling and being astonished he said, "Master, what do You desire me to do?" And the Master said to him, "Rise up and go into the city, and it will be told what you must do."

The men traveling with him were standing speechless. They heard the voice, but didn't see anyone. Saul was lifted up from the earth, but when he opened his eyes he saw no one. They led him by the hand and brought him to Damascus. He could not see for three days and he did not eat or drink.

There was a certain disciple in Damascus named Khanan-Yah. YAHWEH said to him in a vision, "Khanan-Yah!" And he said, "Behold, Master, I am here."

The Master said to him, "Rising up, pass along on the street called Straight, and seek a Tarsian, Saul by name, in the house of Judas. For, behold, he is praying. He has seen in a vision a man named Khanan-Yah, coming in and putting a hand on him, so that he may see again."

Khanan-Yah answered, "Master, I have heard from many about this man, how many bad things he did to Your saints in Jerusalem. Here he has authority from the chief priests to bind all the ones calling on Your name."

Master YAHWEH said to him, "Go, for this one is a chosen vessel to Me, to bear My name before nations and kings and the sons of Israel. For I will show him how much he must suffer for the sake of My name."

Khanan-Yah went away and entered into the house. Putting hands on him he said, "Brother Saul, the Master has sent me, Yahshua, the One who appeared to you in the highway on which you came, that you may see and be filled of the Holy Spirit."

At once something that resembled scales fell off from his eyes. He rose up and he was baptized. He ate again and he remained with the disciples for some days. He immediately began preaching in the synagogue of the Yehudeans about Yahshua.

#### MINI LESSON DISCUSSION:

- What was Saul planning to do?
- What happened to him after he saw Yahshua?
- Who went to Saul to help him?
- How did Khanan-Yah help Saul?
- What was YAHWEH's plan for Saul?
- What did Saul do after he could see again?

## EXPLORE THE ANCIENT CITY...

### CITY OF OLD

**Damascus** is believed to be the oldest city in the world! It is the largest city in Syria and also the nation's capital.

According to the famous historian Josephus Flavius, Damascus was founded by Aram's son Uz. He was also the grandson of Shem.

Located approximately 133 miles north of Jerusalem, ancient Damascus was a major trade center on the trade routes. Assyrian, Babylonian and Persian caravans of the Euphrates Valley, passed through the city on their way to Egypt.

Damascus has been conquered numerous times throughout history by many different empires. The first mention of Damascus in the Bible is in Genesis 14:15. Abraham heard his nephew Lot was taken and he went out with his men to fight against Chedorlaomer and the kings with him. Also, Abraham's faithful servant Eleazar was from Damascus (Gen 15:2). The Bible also says that King David captured the Syrians of Damascus when they fought against him in Zobah (2 Sam 8:6).

Abraham's name is still remembered in Damascus and a village is named after him, called "The Habitation of Abraham".



## Israel Fun Facts...



### FROM ONE PLACE TO ANOTHER...

Today, cars, trains and buses are used to travel from one place to another in Israel. This type of transportation is fast and convenient, but it was not available in ancient Israel. **So, how did the population get from one place to another?**

The least expensive way to travel was on foot, but it was not the quickest. The walking speed of an individual would depend on the season, climate and the condition of the ground, but an average person could walk about 20 miles (32 kilometers) in one day.

Donkeys were used to carry goods because they were strong, gentle and had good footing. They were not used for riding except by women, small children and those who were sick or too old to walk. Camels were generally used to transport goods from one country to another and to travel great distances in the desert.

The horse was much faster than the donkey, but they were also more expensive. A horse could travel 25 to 30 miles (40-48 Km) a day and if the horse was exchanged for another horse along the way, a person could ride up to 200 miles (322 kilometers) a day!

There were also dangers and difficulties to consider while traveling. Up until the 19<sup>th</sup> century lions and bears were a threat to the travelers, particularly along the Jordan Valley.

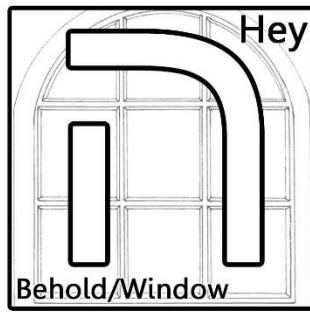
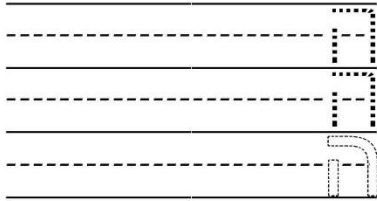
Robbers and bandits hiding out along the deserted stretches of land were also a danger. As told in the parable of the Good Samaritan a man was attacked by robbers on his way to Jericho (Luke 10:30).

When Yahshua went from Capernaum to Jerusalem, by the way of Jericho the approximate distance was 106 miles (171 Km) each way. **How long do you think it took Him to arrive at His destination if he walked 20 miles (32 Km) a day?**

## HEBREW LESSON

The **Hey** is the **fifth letter** of the Hebrew Alphabet. It takes the "H" sound as, in holy or happy, when it's at the beginning or middle of the word. At the end of a word it is usually silent.

Practice writing your Hebrew using the lines below.



Every letter of the Hebrew Alphabet represents a picture!

Hebrew is read and written from right to left.

(Yellow)

Tsa'hov - צהוב

In this word the Hey would take the "Ho" sound because of the vowel point above the vav.

(The Book)

HaSefer - הספר

Whenever you see the letter Hey at the beginning of a word it will usually take the "Ha" sound and be translated as "the."

(Cheese)

G'veenah - גבינה

In this word the Hey would be silent.

(Vowel Pointing will be explained in an upcoming lesson!)

### Memorize the Bible Verse!

I can do all things through Messiah;  
the One giving me strength.  
Philippians 4:13

### Healthy Snack Idea:

#### NO-BAKE CHOCOLATE NUTTY BARS

Not too sweet and gluten free  
Makes 12 servings

##### Bars:

- 1 cup raw sunflower seeds
- 1 cup raw pecans or walnuts
- 1 TBS chia seeds (optional)
- 4 heaping TBS Coconut Oil
- 1/4 cup coconut or almond flour
- 4 heaping TBS almond butter (or natural peanut butter)
- 1/4 cup Healthy sweetener of your choice (coconut sugar, maple syrup, or honey)
- OR to your taste
- 1 TBS vanilla extract
- Dash of sea salt

NOTE: Add less or more sweetener according to your taste!

##### Chocolate Topping:

- 4 TBS coconut oil
- 4TBS cocoa powder
- 2TBS sweetener of your choice OR to taste
- 1/8 cup Un-Sweetened Coconut Shredded (optional)

##### For the bars:

- Grind sunflower seeds and nuts in food processor or coffee grinder and pour into bowl.
- Add the rest of the (Bar) ingredients and mix well together. Mixture should not be too wet or too dry. If too wet, add a tiny bit more flour. If too dry, add a little bit of water.
- Pour into square casserole dish and press mixture down firmly.

##### For the chocolate topping:

In small saucepan, melt coconut oil and mix in cocoa and sweetener until thickened. Pour chocolate sauce on top and sprinkle with shredded coconut (if desired). Refrigerate for about 25-35 minutes. Cut up into squares and enjoy!



## How Poor We Really Are - Author Unknown

One day, a wealthy family man took his son on a trip to the country so he could have his son see how poor country people were.

They stayed one day and one night in the farmhouse of a very humble farm. On the way back home at the end of the trip the father asked the son, "What did you think of the trip?"

The son replied, "Very nice, Dad."

The father then asked, "Did you notice how poor they were?"

The son replied, "Yes, I guess so."

The father then added, "And what did you learn?"

To this question, the son thought for a moment and answered slowly, "I learned that we have one dog in the house and they have four. We have a fountain in the garden and they have a stream that has no end.

"We have fancy lanterns in our garden, while they have the stars. Our garden goes to the edge of our yard, but for their back yard, they have the entire horizon!"

At the end of the son's reply, the rich father was speechless. His son then added: "Thanks, Dad, for showing me how poor we really are."

There are those who act rich, yet have nothing at all; and those who act poor, yet have great wealth. Proverbs 13:7

### Can You Find the Words in the Puzzle?



#### Where Did Paul Journey?


P Y X P P H H P M B D Q I H Y  
H M Q G Y S H Y W X A E D I E  
T T H C O I T N A K M J R C H  
K R N H L Y F S X E A O Z B H  
R K P I A T H E N S S P U L E  
V A P M R H Z S K N C P E R O  
P P X I B O H U S B U A O M J  
I V D G C S C S K B S M I Q J  
G R A B Z P F R R L E F M A P  
P Z P V K N L A C L C Y H X U  
Z V K D K J T T M M Z M R Z N  
A A G A X O O S F K T C N P F  
B T V Z R N X A Z O A A A Q P  
F C L A O P Y C Z M U I H R D  
T V E T S Q T D H Z U D N X E

DAMASCUS  
JOPPA

ANTIOCH  
PAPHOS  
ATHENS

DERBE  
PHILIPPI  
ROME

TARSUS  
CORINTH



Did you know that a person can become a new creation?



This is the hope of the believer. When someone repents and becomes a believer, and is baptized in YAHWEH and Yahshua's Name, YAHWEH gives them a small portion of His Holy Spirit through an ordained elder laying hands on them. His Holy Spirit will help the believer learn to be obedient to Him and do the things that please Him (Romans 12:2). They begin to change their life to become more like Yahshua. It doesn't happen right away, but little by little as they surrender to YAHWEH, they become a new person, a new creation in Messiah (2 Corinthians 5:17).

YAHWEH gives us a beautiful example in His creation to think about. It is the lifecycle or metamorphosis of the butterfly. Let's take a look...

Every butterfly first starts out as a little caterpillar.

The caterpillar is born from a tiny butterfly egg and grows into a larva, or caterpillar. After birth, the first thing he does is eat so he can grow. He has a very large appetite, eating all the time. A caterpillar is considered to be a pest because of the destruction and damage he does to plants. As he grows, he will expand and shed the old skin, called molting. This will happen several times until his body becomes so heavy that he cannot move. Then he attaches himself to a branch upside down and forms a soft silky cocoon, called a chrysalis. This is the pupa stage where he surrenders his life and goes to sleep.

Now comes the most miraculous part of his life! YAHWEH gave each caterpillar special cells in his body that contain butterfly DNA (building blocks of creation). These cells do not come alive until the caterpillar is sleeping in his cocoon. As he sleeps, the cells clump together inside his body forming a butterfly. The caterpillar dies and his body becomes food for the butterfly. He is no longer a caterpillar. His old life is completely gone.

In about 10-12 days, the butterfly emerges from his cocoon. He is now a new creature, colorful and beautiful. Unlike the destructive caterpillar, the butterfly does not need to eat constantly. He is no longer the clunky little caterpillar forced to crawl on the earth looking for food, but he is free to fly from place to place. Instead of destroying life, he now helps to start life for plants by eating the sweet nectar of their flowers and causing pollination.

Think about how we start out in life like the destructive, self-serving little caterpillar, always wanting more and more. Then we find out there is a Creator who loves us and wants us to love Him. So we surrender our will, like the caterpillar in his cocoon, and a miracle happens. We are becoming a new creation in Yahshua while our old life is passing away!



So that if anyone is in Messiah, he is a new creation; the old things have passed away; behold, all things have become new! 2 Corinthians 5:17

Be not conformed to this age, but be transformed by the renewing of your mind, in order to prove by you what is the good and pleasing and perfect will of Elohim. Romans 12:2

The mystery having been hidden from the ages and from the generations, but now is revealed to His saints; to whom YAHWEH willed to make known what are the riches of the glory of this mystery among the nations, which is Messiah in you, the hope of glory. Colossians 1:26-27

Bible Trivia:

1. Who fell out of the window listening to Paul? Acts 20:9
2. What was Paul's profession? Acts 18:3
3. What was the name of the island Paul was ship wrecked on? Acts 28:1
4. Where was Paul going when he was blinded by Yahshua's light? Acts 9:3
5. What creature bit Paul in the hand? Act 28:3
6. Paul is called by 2 other names - can you name them? Acts 8:1, Acts 12:9

1-Eutychus 2-tentmaker 3-Melitia 4-Damascus 5-snake or viper 6-Shaul, Saul

Shalom Readers!



If you would like to share a craft, snack, or story idea, we would love to hear from you!

Thank you for reading and YAHWEH BLESS!



## BUTTERFLIES!

*"This fun and colorful craft was inspired by one of our readers!"*

### SUPPLIES NEEDED:

For one butterfly ~




- 3 pipe cleaner craft sticks - 2 of one color, 1 of one color
- Colored beads and/or pearl beads
- Sequins
- Craft Puffies in different colors
- Glue

### HOW TO MAKE:

1. For the butterfly wings, twist 2 pipe cleaners into the shape shown in **picture A**. Leave a small stem (see black arrow) sticking out on each pipe cleaner. Then connect the two parts together by twisting and wrapping the stems around each other.
2. To form the butterfly body, fold the third pipe cleaner in half as seen in **picture B**.
3. Add your beads or leave it empty to glue on puffies after butterfly is assembled. Curl the top ends around to form the antennae. **See picture C.**
4. Add the butterfly body to the wings and twist together at the top of the beads to hold the antennae and body together. **See picture D.**
5. If you desire, decorate your butterfly by gluing sequins and/or puffies.



So that if anyone is in Messiah, he is a new creation; the old things have passed away; behold, all things have become new!  
2 Corinthians 5:17






# FEED MY LAMBS

## CHILDREN'S PAGE

TO YAHWEH BE  
ALL PRAISE,  
HONOR, and GLORY  
COYHWH.com  
HISWondrousWorks.com  
AUGUST 2015



### "Spreading the Good News - One Lamb, at a Time"

## Bible Story Time

### YAHWEH PROVIDES in TIME of FAMINE

2 Kings 7

There was famine in the land of Samaria and the people were hungry. Elisha, the prophet of Elohim, came to the gate of Samaria and said, "Hear the Word of YAHWEH: So says YAHWEH, About this time tomorrow a measure of fine flour will be at a shekel, and two measures of barley at a shekel."



The gatekeeper, who was also the third officer the king depended on, replied to Elisha the prophet of Elohim, and said, "Behold, if YAHWEH would make windows in the heavens, could this thing be?"

Elisha replied, "Behold, you shall see with your eyes, but you shall not eat of it."

There were four men that were lepers at the gate entrance. They said to each other, "Why should we sit here until we die? If we say, we shall go into the city, then the famine is in the city, and we shall die there. If we sit here, then we shall die. Therefore now, come and we will fall into the camp of Syria. If they keep us alive, we shall live and if they kill us, then we die.

They rose up in the twilight to go to the Syrian camp. When they came to the edge of the Syrian camp, behold, there was not a man there! For YAHWEH had caused the Syrian army to hear a sound of chariots, and a sound of horses, and a sound of a great army. They said to one another, "Behold, the king of Israel has hired the kings of the Hittites against us, and the kings of Egypt, to come against us."

The Syrians rose up and fled in the twilight, and left their tents, and their horses, and their donkeys, and the camp as it was. They fled for their life.



The lepers went into one tent, and ate and drank, and took silver and gold and garments, and hid them. Then they returned and went into another tent, and took from there, and went and hid them.

After seeing what they had done, they said to one another, "We are not doing right this day. It is a day of good news, and we are keeping silent. If we wait until the morning light, then punishment will find us. We will go and tell the house of the king."

They called to the gatekeeper of the city, saying, "We have come to the camp of Syria and there is not a man there, nor voice of man, but horses are tied, and donkeys tied, and the tents are as they were." The gatekeeper called all the gatekeepers, and they told the house of the king inside.

The king rose up by night and said to his servants, "Let me show you what the Syrians have done to us. They know that we are famished, and they have gone out from the camp to hide in the field, saying, "When they come out of the city, then we will catch them alive and we shall come into the city."

One of his servants answered and said, "Let men take five of the horses that remain in the city and we will go and see." They took two chariots with horses, and the king sent them after the Syrian army. They went after them to the Jordan and the way was full of garments and vessels that the Syrians had thrown away in their haste. The messengers returned and told the king.



The people went out and plundered the Syrian camp and it happened, a measure of fine flour sold at a shekel, and two measures of barley at a shekel, according to the Word of YAHWEH. The gatekeeper, who doubted, died when the people trampled him down in the gate, just as Elisha the prophet spoke.

#### MINI LESSON DISCUSSION:

- Who spoke the word of YAHWEH at the gate in Samaria?
- Who went to the Syrian camp first and why did they go?
- Why did the Syrians flee their camp?
- What were the lepers doing when they came to the camp?
- Why did they stop what they were doing? What did they do next?
- What did the king do when he heard what happened?
- What happened to the gatekeeper in the gate and why?
- What did you learn from the story?

## Israel Fun Facts...



### THE GATEKEEPER

In ancient Israel, cities were built with large stone walls surrounding them. These walls offered protection to the king and the people living within the city. In the walls, gates were constructed for people to enter and leave the city. Some cities had walls with many gates. During the time of Nehemiah, Jerusalem had ten different gates (Nehemiah 3). Each gate had its own name and some of those gates remain in the city today.

A guard, called a **gatekeeper**, was assigned to protect the gate. It was his responsibility to open and close the gate for people entering and leaving the city. Most importantly, he would guard the gate and keep an eye out for any enemy approaching. High and sturdy towers were built in the wall for protection also. Guards, called watchmen, were placed in the towers to be on guard of the city at all times. If an enemy was spotted coming near they would immediately alert the gatekeeper so he could close the gate.

Not only was the gate used for protection, it was a place where kings, elders and rulers met to make judgements and provide counsel. For example, in the book of Ruth (chapter 4), Boaz and the elders of the city sat at the gate of Bethlehem to judge the legal matters of Ruth.

Yahshua tells us in John 10:9: **I am the gate. If anyone enters through Me, he will have life, and will go in, and will go out, and will find pasture.**

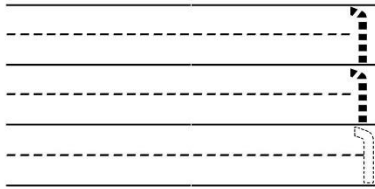
**So, how important is the job of the gatekeeper? Can you find more examples of gatekeepers in scripture?**

## HEBREW LESSON

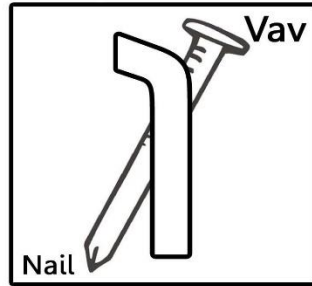
The Vav is the **Sixth letter** of the Hebrew Alphabet. It can take the "V" sound as in variety or very. Sometimes it can also be silent or take the sound of the vowel.

Today only modern Hebrew is used as the common language in the nation of Israel. In Biblical Hebrew the Vav would actually take the "W" sound instead of the "V" sound.

Practice writing your Hebrew using the lines below.



Hebrew is read and written from right to left.



Every letter of the Hebrew Alphabet represents a picture!

(Walter) וולטר

Although this is rare, today in modern Hebrew whenever you see two Vavs together it's pronounced with the "W" sound.

(Pink)

Varod - וָרוֹד

In this word there are two Vavs. The first Vav would take the "Va" sound because of the vowel pointing underneath. The second Vav is being used as a vowel and would take the "O" sound because of the dot over it.

(Yes and No)

Ken ve lo - כֵּן וְלֹא

Whenever you see the letter Vav at the beginning of a word it will usually take the "Ve" sound and be translated as "and."

(Squash)

Keeshoo - קִישׁוּא

In this word the Vav would take the "U" because of the dot on the left side.

(Vowel Pointing will be explained in an upcoming lesson!)

## Puppies for Sale

Author Unknown



A store owner was tacking a sign above his door that read "Puppies For Sale." Signs like that have a way of attracting small children and sure enough, a little boy appeared by the store owner's sign.

"How much are you going to sell the puppies for?" he asked. The store owner replied, "Anywhere from \$30-\$50."

The little boy reached in his pocket and pulled out some change. "I have \$2.37," he said. "May I please look at them?" The store owner smiled and whistled, out of the kennel came Lady, who ran down the aisle of his store followed by five teeny, tiny balls of fur. One puppy was lagging considerably behind.

Immediately the little boy singled out the lagging, limping puppy and said, "What's wrong with that little dog?" The store owner explained that the veterinarian had examined the little puppy and had discovered it didn't have a hip socket. It would always limp. It would always be lame. The little boy became excited. "That is the little puppy that I want to buy." The store owner said, "No, you don't want to buy that little dog. If you really want him, I'll just give him to you."

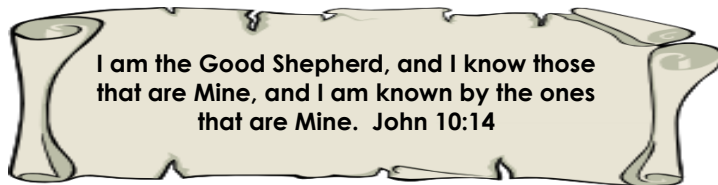
The little boy got quite upset. He looked into the store owner's eyes, pointing his finger, and said, "I don't want you to give him to me. That dog is worth every bit as much as all the other dogs and I'll pay full price. In fact, I'll give you \$2.37 now, and 50 cents a month until I have him paid for."

The store owner countered, "You really don't want to buy this little dog. He is never going to be able to run and jump and play with you like the other puppies."

To this, the little boy reached down and rolled up his pant leg to reveal a badly twisted, crippled left leg supported by a big metal brace. He looked up at the store owner and softly replied, "Well, I don't run so good myself, and the little puppy will need someone who understands!"

But Elohim chose the foolish ones of the world that the wise might be put to shame, and Elohim chose the weak ones of the world so that He might put to shame the strong ones. 1 Corinthians 1:27

## Memorize the Bible Verse!



## Healthy Snack Recipe Idea:

### FRESH FRUIT POPSICLES

Refreshing summer treat made with the fruits in season!

#### Ingredients


- 3/4 cup strawberries, chopped
- 1 peach, cut into 1/2-inch slices
- 2 kiwis, peeled and sliced into 1/4-inch rounds
- 1/2 cup blueberries
- 1/2 cup raspberries
- 1 1/2 to 2 cups of white grape juice (no sugar added) OR blend watermelon chunks together and use the juice

\*add in or substitute your favorite fruits – pineapple, mango, cherries and nectarines work really well also.


#### Directions

- Combine fruit in a mixing bowl and arrange the mixture into eight 3oz. popsicle molds or small paper cups
- Pour just enough juice into each mold to cover fruit.
- Insert popsicle sticks and freeze until solid.

Please remember to be safe and always prepare your recipe with an adult!



## Can You Find the Words in the Puzzle? Within The Gate



CITY	DEFENSE	DOOR	YAHSHUA
ELDER	GATEKEEPER	JUDGE	WATCHMAN
KING	MARKET	TRADE	WISDOM





## LESSONS from the BIBLE:

## BEING a WARRIOR for YAHWEH

When a soldier goes to battle against an enemy, he must first prepare himself mentally and physically. Stop and take a couple of minutes to think of some things he will need to do to be prepared for the battle.

To name a few things, the soldier will need:

- \* proper training
- \* discipline
- \* a careful plan or strategy
- \* to know who the enemy is
- \* belief in the one or purpose he is fighting for
- \* weapons and armor for protection

Being prepared, will equip the soldier for battle and give him courage and strength to be a strong warrior. It will make him ready to fight the enemy!

**YAHWEH** calls His children to be strong spiritual warriors for Him. He tells us to put on the armor of YAHWEH to stand against the strategies of the Devil (Ephesians 6:11). Because Satan IS the enemy and he is a roaring lion seeking to devour (1 Peter 5:8).


There are six things listed in Ephesians 6:14-17 that describe the full armor of YAHWEH, let's take a look at what they are in the chart...

Putting on YAHWEH's full armor will make us ready to fight the enemy, teach others His Word and live holy lives for Him. As a young soldier, you can start training yourself today and learn how to be a warrior for YAHWEH!



Armor of YAHWEH	A ROMAN SOLDIER'S Armor	How to Apply YAHWEH's Spiritual Armor
Gird your loins with Truth - like putting on a Belt		Belt was worn to secure the soldier's weapons in place
Breastplate of Righteousness		Protective covering worn by the soldier to cover his vital organs to prevent serious injury
Defend your feet with the preparation of GOOD NEWS of peace		Soldier needed to have good shoes on his feet and be prepared to GO
Take up the shield of FAITH		Protected the soldier from being hit with arrows or sword strikes
Put on the helmet of SALVATION		The soldier's helmet protected his head from injury
Take up the sword of the Spirit - THE WORD OF YAHWEH		The sword was a soldier's weapon to fight against the enemy

Then stand firm, "having girded your loins about with truth" and having put "on the breastplate of righteousness," and defend your feet with the preparation of the good news of peace. Above all, taking up the shield of faith, with which you will be able to quench all the flaming darts of the evil one. Also, put on "the helmet of salvation," and take the sword of the Spirit which is the Word of YAHWEH; Ephesians 6:14-17



### TIPS FOR MEMORIZING BIBLE SCRIPTURE

Memorizing scripture helps you to remember the Word of YAHWEH. Try to memorize a few scriptures each week!

- ✓ **START SMALL**  
Choose a short verse and break it down into pieces. Memorize the first five words in the verse first, and when you have them memorized, add the next five words. Repeat the words until you have the entire verse memorized.
- ✓ **WRITE IT DOWN & PUT IT EVERYWHERE**  
Write the verse about five or ten times to start. Repeat until you remember your verse. You can write your memory verse out on multiple index cards or sticky notes and put them all over the place!
- ✓ **SAY IT OUT LOUD**  
Speaking the words out loud is an excellent way to make them stick in your memory. Say them over and over until you have it down.
- ✓ **USE THE VERSE IN PRAYERS**  
When you pray, include parts of the verse in your words to YAHWEH. Ask Him to help you remember the words and apply them to your life.
- ✓ **SING YOUR VERSE**  
Think of a tune you know and sing the words of the verse in a song.
- ✓ **MAKE IT A GAME**  
Write the verse on flashcards, leaving some of the main words blank, and then quiz yourself. Ask your family members to quiz you, and they can memorize the verse with you.
- ✓ **REPEAT, REPEAT, REPEAT!**  
Whatever you do, do it over and over until you can remember your verse easily and quickly. Don't be discouraged or give up if it takes a while for the verse to "stick"— keep at it, and it will take root!

### Bible Trivia:

1. What was the name of the woman who hid the two spies? Joshua 2:1
2. In what book of the bible did a donkey speak to a man, called Baalam?
3. How long was Jonah in the belly of the great fish? Jonah 1:17
4. Who was Naomi's kinsman redeemer? Ruth 2:1
5. What king made a giant golden image for people to bow down to? Daniel 3:1

1-RAHAB, 2-Deuteronomy, 3-3days and 3nights, 4-Boaz, 5-Nebuchadnezzar

### Shalom Readers!



Share a favorite verse with someone this month!

Thank you for reading and YAHWEH BLESS!



## DRESS a SOLDIER for YAHWEH

Two different ways to show the armor of  
YAHWEH - You choose!

### SUPPLIES NEEDED:

- Toilet Paper Roll (TP roll) - **Option #1**
- Crayons, Markers or colored pencils
- Scissors
- Glue
- Colored Paper of your choice - 1 sheet - **Option #1**
  - 4"x4 ½ " square
  - Arms, legs and body of soldier 4"x6"
- 1 Full Sheet of Colored Construction Paper - **Option #2**
- Armor Template (next page)

Do not fear them, for **YAHWEH**  
**your Elohim**, He shall fight for  
you. Deuteronomy 3:22



Option #1

### HOW TO MAKE:

#### Option #1:

1. Color the pictures in the Armor template.
2. Cut out each piece.
3. Cut out a piece of colored paper (enough to fit around TP roll about 4x6) and glue to TP roll.
4. Glue pieces of armor to roll into the form of a soldier.
5. Bend one arm up for the sword and glue the crease. Add the sword.
6. Cut out a square 4"x4 ½ "on your colored paper.
7. Add glue to bottom of roll and the back side of sandals, then glue it to the square. This will give him support.
8. Cut out verse and glue.
9. Snip the corners of the colored square to give it more of rounded look.

#### Option #2



- Color the template pieces and assemble them on your construction paper.
- For the belt of Truth - cut a little to shorten (as seen in picture)
- Glue each piece.



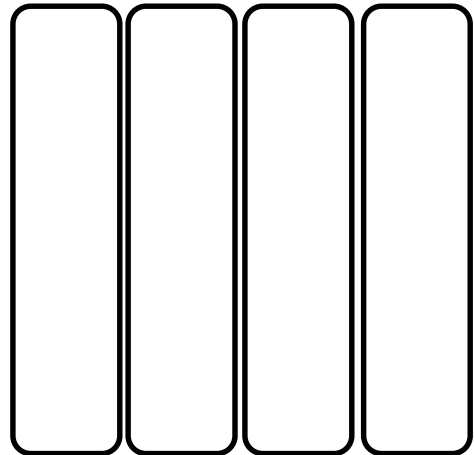
Option #2




**ARMOR PIECES  
TEMPLATE**  
Color each piece and cut out



Draw eyes, nose,  
mouth, eyebrows



**Arms & Legs**  
Cut out template and use to cut  
out on colored paper



Then stand firm, "having girded your loins about with truth" and having put "on the breastplate of righteousness," and defend your feet with the preparation of the good news of peace. Above all, taking up the shield of faith, with which you will be able to quench all the flaming darts of the evil one. Also, put on "the helmet of salvation," and take the sword of the Spirit which is the Word of YAHWEH;  
**Ephesians 6:14-17**



# FEED MY LAMBS

## CHILDREN'S PAGE

TO YAHWEH BE  
ALL PRAISE,  
HONOR, and GLORY  
COYHWH.com  
HISWondrousWorks.com  
SEPTEMBER 2015



### "Spreading the Good News - One Lamb, at a Time"

## Bible Story Time

### Jethro Gives Moses Wise Counsel

Exodus 18:1,5,13-27

Jethro was the priest of Midian and the father-in-law of Moses. He heard all that Elohim had done for Moses and for His people Israel and how YAHWEH caused Israel to go out from Egypt. He came with Moses' sons and Moses' wife to the wilderness where he camped, at the mount of Elohim.



On the next day, Moses sat to judge the people. The people stood beside Moses from morning until evening. Jethro saw all he was doing to the people.

He said to Moses,

"What is this thing which you are doing to the people? Why are you sitting by yourself, and all the people standing beside you from morning until evening?"

Moses said to his father-in-law, "Because the people come to me to seek Elohim. When they have a matter, they come to me, and I judge between a man and his neighbor. I make known the statutes of Elohim, and the laws from His Torah."

Then Jethro said to Moses, "The thing which you do is not good. Surely, you will wear out, both you and the people with you. For the thing is heavy for you. You are not able to do it by yourself."


Jethro continued, "Now listen to my voice. I will advise you, and may Elohim be with you. You will stand for the people before Elohim, and you will bring the matters to Elohim.

"You warn them as to the statutes and the laws of the Torah, and make known to them the way in which they should walk, and the work which they should do."

"You choose men of ability out of all the people, who fear Elohim. These should be men of truth who hate unjust gain. Place these men over the people as rulers of thousands, rulers of hundreds, rulers of fifties, and rulers of tens. Let them judge the people at all times. Every great matter they will bring to you, and every small matter they will judge."

"You make it easy on yourself, and let them bear the load with you. If you do this thing, and Elohim command you, you will be able to stand; and also the people will go in peace to their place."

Moses listened to the voice of his father-in-law, and he did all that he had said.



He chose men of ability from all Israel and made them heads over the people; rulers of thousands, rulers of hundreds, rulers of fifties, and rulers of tens.

They judged the people at all times; the hard matters they brought to Moses, and every small matter they judged themselves.

Afterwards, Moses sent his father-in-law on his way and Jethro departed and went back to his own land.

### MINI LESSON DISCUSSION:

Who was Jethro?  
What was Moses doing for the people?  
Why did Jethro tell Moses what he was doing was wrong?  
What did Jethro tell Moses to do?  
What duty was Moses responsible for? What was the duty of the men he chose?

What did you learn from this lesson?

### Memorize the Bible Verse!

And HE is made to breathe in the fear of YAHWEH. But HE shall not judge by the sight of HIS eyes, nor decide by the hearing of HIS ears. Isaiah 11:3

### Israel Fun Facts...



#### THE BIBLICAL JUDGE

A judge was an important person in ancient Israel. Each tribe of Israel had their own appointed judges and officers. Authority or right was given to the judge to make an official decision to determine justice (fairness) in a legal matter between two or more people or a sin done against the Torah. He had to be a good and honest man living according to the laws of the Torah so he could set a good example before the people.

So, how was judgement determined by a judge? According to **Deuteronomy 16:18-20**, YAHWEH gave instructions to follow when judging a matter:

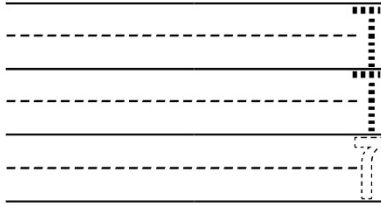
- A judge could not **pervert judgement**. He could not let himself be influenced by popular opinion to change the judgement. Punishment had to be carried out according to the Torah for the sin or wrong that was done.
- A judge could not **regard faces**. He could not favor someone or treat them differently, but he had to treat everyone exactly the same.
- A judge could not **take a bribe**. He could not take something valuable, like favor or money, from a person in order to change the decision in the judgement.

The role of a biblical judge is still active today within YAHWEH'S congregation. An ordained Elder is given the authority to judge the sin of the people according to the laws of the Torah. This is done in love to protect and teach the people to follow YAHWEH and keep them walking in His ways.

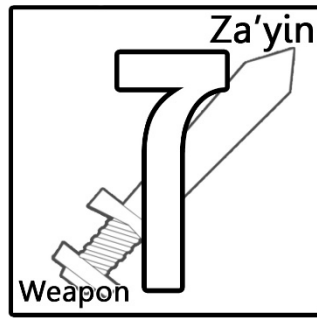
## HEBREW LESSON

The **Zayin** is the **seventh letter** of the Hebrew Alphabet. It takes the "Z" sound as, in zion or zebra.

Practice writing your Hebrew using the lines below.



Hebrew is read and written from right to left.



Every letter of the Hebrew Alphabet represents a picture!

(This)  
Zeh - זֶה

In this word the Zayin would take the "Zeh" sound because of the vowel point below.

(Gold)

Za'hav - זָהָב

In this word the Zayin would take the "Za" sound because of the vowel point below.

(Rice)

Orez - אֹרֶז

In this word the Zayin would take the "Z" sound because it's at the end of the word.

(Vowel Pointing will be explained in an upcoming lesson!)

## Did You Know?

In Judges 15:4-5, Samson caught 300 foxes. He tied their tails together and put a torch between the two tails. Then he sent them out into the Philistine grain fields to light them on fire!

Hmmm!



## Healthy Snack Recipe Idea:

### FROZEN GRAPES SNACK

Grapes are one of the harvest fruits in Israel. They are high in minerals and vitamins and good for you. Just pop them in the freezer and you have a delicious and super simple snack!



#### Ingredients:

- 1-2 cups of fresh grapes

#### Directions:

1. Wash your grapes in cold water until clean.
2. If still attached to the cluster, pull off each grape.
3. Place them in a large plastic baggie and put them in the freezer for a couple of hours
4. Ready to eat when the grapes are frozen solid

Please remember to be safe and always prepare your recipe with an adult!

## BIBLE RIDDLE of the MONTH:

NEW!

A RIDDLE is a puzzling question to be solved or guessed.

Can you find the answer to this riddle?

Gideon threshed wheat by the winepress to hide it from us.

Who are we and in what Bible verse are we found?

#### Hint:

Find out where Gideon is located in the Bible and start your search there! Have fun!

The answer to the riddle will be posted in October's Children's Page!

## Can You Find the Words in the Puzzle?



WHO WERE the JUDGES in the BOOK of JUDGES?

Ehud Deborah Samson Gideon Shamgar  
Jephthah Jair Tola Othniel Ibzan Abdon Elon



## LESSONS from the BIBLE:

## OBEYING YAHWEH

The Israelite children left the wilderness and crossed the Jordan River with Caleb and Joshua into the land flowing with milk and honey. It was the beautiful promised land of Israel! They learned how to walk in the ways of YAHWEH and to keep His Torah. But, with all the lessons they learned in the wilderness, **do you think they continued to walk in the ways of YAHWEH?**

Judges 21:25 tells what the people did...

*In those days there was no king in Israel. Each man did that which was right in his own eyes.*



In the book of Judges, there were no kings who ruled Israel. Instead, judges were appointed to lead the people of Israel and teach them to walk in the ways of YAHWEH. The people would follow the ways of YAHWEH for a time when a righteous judge ruled. However, soon after the judge died the people of Israel would once again return to following their own ways instead of following YAHWEH.

YAHWEH loved His people Israel and He told them to obey what He commanded so He could bless them. YAHWEH promised to provide and protect them. He warned that if they did not do as He commanded, there would be many troubles for the people of Israel (Deut 28).

Oh, but the people were stubborn and they did not listen! They were selfish and prideful and wanted to do what they thought was right in their own eyes. So, they were captured and killed by the enemy, got sick and went through famine. When they planted crops in the field, they had little harvest. They suffered troubles and cried out to YAHWEH for help. Being merciful, YAHWEH would raise up another judge and Israel would be delivered once again. This happened over and over again because the people would not obey YAHWEH.

Following the rules with a good attitude brings blessings from YAHWEH. It is so important to listen and obey YAHWEH's Word and **do what is right in HIS eyes!**

**Yahshua said, "blessed are those hearing the Word of Elohim and keeping it." Luke 11:28**



### OBEDIENT or NOT?



*YAHWEH gave us many examples in the Bible of people who were obedient and disobedient and what the consequences were for their actions. We can all learn from those who went before us.*

You can do this exercise alone or with a group.

As a group: each person give an example of a character in the Bible who directly obeyed or disobeyed YAHWEH and describe what the result was. If you chose to do it alone, list your examples on a piece of paper.

**For example:**

**Obedience:** Abraham got up and left when YAHWEH told him to leave.

**Result:** The Promised Land was given to him and his descendants.

**Disobedience:** Jonah was told to go to Nineveh to warn the people, but he refused.

**Result:** He was swallowed up by the great fish.

## Bible Trivia: ISRAEL JUDGES

1. Who was the only female judge in Israel? Jud 4:4
2. Which judge of Israel was related to Caleb? Jud 3:9
3. Which judge of Israel was known for his strength? Jud 13-16
4. Who was the last righteous judge of Israel? 1 Sam 7:15
5. What handicap did judge Ehud have? Jud 3:15

1-Deborah 2-Othaniel 3-Samson 4-Samuel 5-right hand impaired

## Shalom

## Readers!



**The Feast of Trumpets and Atonement Activity Booklets are ready! You can find them on [HisWondrousWorks.com](http://HisWondrousWorks.com)**

# BRINGING FRUITS FROM THE LAND



They came in to the valley of Eshcol, and cut down from there a branch and one cluster of grapes. And they carried it on a staff by two; also of the pomegranates and of the figs. Numbers 13:23

**Can you guess what time of year this is?**



# FEED MY LAMBS

CHILDREN'S PAGE



TO YAHWEH BE  
ALL PRAISE,  
HONOR, and GLORY  
COYHWH.com  
HISWondrousWorks.com  
OCTOBER 2015



## "Spreading the Good News - One Lamb, at a Time"

### Bible Story Time

RAHAB and the TWO SPIES

Joshua Chapter 2

Joshua sent two men out of Shittim to secretly spy over the land and Jericho.



They went away and came to the house of a woman called Rahab and stayed there.

**Rahab took the two men and hid them on the roof under stalks of flax that she arranged.**

It was reported to the king of Jericho saying, "Men have come here tonight from the sons of Israel, to search the land." The king of Jericho sent men to Rahab, saying, "Bring out the men who have come to your house. For they have come to search out all the land."

She said to the king of Jericho's men, "The men came to me, but I did not know where they were from. When the gate was to be shut at dark, the men went out and I don't know where they have gone. Hurry, and go after them, so you can overtake them." The men went after them the way of the Jordan, by the fords.

Before the spies laid down on the roof, Rahab came to them and said, "I know that YAHWEH has given the land to you, and that your terror has fallen on us. All those living in the land have melted before you. For we have heard how YAHWEH dried up the water of the Red Sea before you, as you were going out of Egypt. Also, that you destroyed the two kings of the Amorites, Sihon and Og, who were beyond the Jordan."

She continued to say, "We have heard, and our heart has melted. There still does not rise the spirit in any man, because of you. For YAHWEH your Elohim, He is Elohim in the heavens above, and in the earth below. Now, please swear to me by YAHWEH, since I have dealt with you in kindness, you will also deal with my father's house in kindness. Give me a true token and keep my father, my mother, my brothers, and my sisters alive, and all that belongs to them. Deliver our souls from death."

The men said to her, "Our life instead of yours, if you do not tell our business, then it will be when YAHWEH gives this land to us that we will deal with you in kindness and truth."

Then she let them down by a rope through the window. Her house was in the side of the wall. She said to them, "Go to the mountain so the pursuers do not find you. Hide there for three days until they return. After three days, go on your way."

The men said to her, "We will keep this oath of yours which you made us swear. When we come into the land; you will bind this scarlet thread of line in the window by which you have let us down.

Bring your father, your mother, and your brothers, and all your father's house and have them stay in your house. If anyone goes outside of your house his blood will be on his own head and we will be innocent. Anyone who is with you in the house, his blood will be on our head, if any hand is on him. But, if you tell anyone this business of ours, we will not be guilty of your oath which you have made us swear."

She said, "Let it be according to your words."

She sent them away and they went. Rahab did as they said and bound the line of scarlet thread in the window.



The spies left and came to the mountain. They stayed there three days, until the pursuers returned. The pursuers searched everywhere, but did not find them.

After three days, the two men came down from the mountain, and went to Joshua. They reported to him all that had happened to them. They said to Joshua, "Surely YAHWEH has given all the land into our hands. All those living in the land have melted before us."

#### MINI LESSON DISCUSSION:

Where did Rahab hide the two spies? Why did she hide them?  
Why were Rahab and the people afraid of the Hebrews?  
What was the oath Rahab made with the two spies?  
What was the sign the spies told Rahab to put outside her window?  
What would happen if Rahab's family went outside the house?  
What did you learn from this lesson?

Do you know who Rahab's son was? Look in Matthew 5:1 and you will find the answer!

### Israel Fun Facts...

#### THE IMPORTANCE of FLAX

In the book of Joshua, Rahab hid the two spies on the roof under stalks of flax. Flax is a plant frequently mentioned in the bible. The seeds are planted in the winter months and grow into a plant about 3 feet tall. Beautiful, sky-blue flowers bloom in late spring.

There were many uses for flax in ancient Israel. The nutritious seeds could be eaten and were one of the oldest known foods along with wheat and barley. The plant fibers were also used to make wicks for lamps.

The most important use for flax was to make linen clothing. The plant has long, strong fibers found in the outer layers of the stem that can be used to make linen.

When the flax plant was grown to maturity it was pulled up by the root and the seeds were removed for food. The stalks were left on the ground for the morning dew to collect on them. The wet dew caused the stalks to rot. This process was called **retting** and it took anywhere from two weeks to two months. Retting caused the fine fiber layers to separate from the stem. After retting, the stalks were placed on a flat roof top to dry out and bleach in the sun. Once the stalks were cleaned and dried the fine soft fibers could be separated and spun into linen fabric.

Linen is mentioned several times in the bible. Garments made of the fine linen were worn by **Yahshua** and the Levite priests to represent holiness and righteousness. In Revelation 19:8, the bride of Messiah will also be clothed in the fine white garments made of linen!



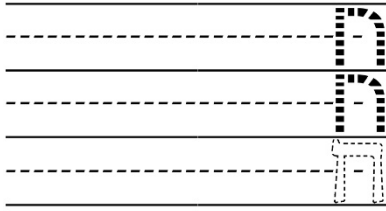




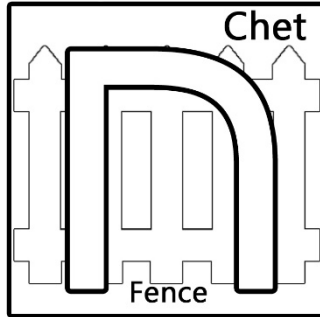
### HEBREW LESSON

The **Chet** is the **eighth letter** of the Hebrew Alphabet. It takes the hard "CH" sound like your clearing your throat. For example, in English, Bach.

Practice writing your Hebrew using the lines below.



Hebrew is read and written from right to left.



Every letter of the Hebrew Alphabet represents a picture!

(Hot) **Kham - חם**

In this word the Chet would take the "Cha" sound because of the vowel point below.

(Brown) **Khoom - חום**

In this word the Chet would take the "Khoo" sound because of the vowel point to the left of the vav.

(Flour) **Kemakh - קמח**

In this word the Chet would end with the hard "CH" sound, since their is no vowel point.

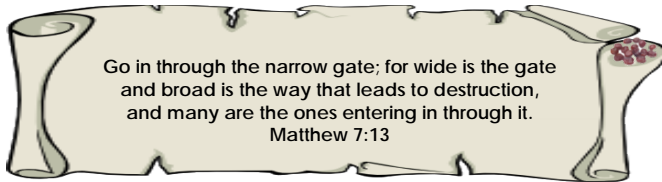
(Vowel Pointing will be explained in an upcoming lesson!)

Try to name the 5 harvest fruits of Sukkot! Each fruit is hidden within the pages of this issue. Can you find them all? There are more than one of each! List the fruits below and how many you found of each.

Empty boxes for listing fruits and counts.



Memorize the Bible Verse!



### Healthy Snack Recipe Idea:

#### Simple Banana Cookies

Made with no flour and no sugar!

- 2 ripe bananas
- 1 cup of whole oats
- 1/4 cup of any add-ins you like: pecans, almonds, peanut butter, chocolate chips...
- Preheat the oven to 375 degrees.
- Prepare a cookie sheet with parchment paper, butter or a silicone liner.
- Mash the bananas in a bowl then add the oats and stir.
- Add the "add-ins" to the dough and form into little mounds.
- Place the mounds on the cookie sheet about 2 inches across - the cookies will not rise or change shape.
- Bake for 12 minutes and remove from oven.



Please remember to be safe and always prepare your recipe with an adult!

### BIBLE RIDDLE of the MONTH:

A riddle is a puzzling question to be solved or guessed.

Can you find the answer to this riddle?

I was told to stand still before the eyes of Israel in Gibeon.

Who am I?

Hint: Joshua told me to do it!



Last month's riddle:

Gideon threshed wheat by the winepress to hide it from us.

Who are we?

ANSWER: The Eyes of Midian!

And the Messenger of YAHWEH came and sat under the oak which is in Ophrah, which belonged to Joash the Abiezrite. And his son Gideon was beating out wheat in the winepress, to hide it from the eyes of Midian. Judges 6:11

### From the Wilderness to the Land



Can You Find the Words in the Puzzle?




S Z O N Z C D B M E V O L A Q  
 K S D Z A R L N H O Y H E J P  
 G C E L D W U N B Y O C R J S  
 E B E N U Z B S H Q X I V C S  
 J B W S R F E Z K T H R L S Z  
 F Z J E H E P D D N I E T R A  
 O S T I V D D B M R S J B L L  
 T W H P O A X L E R R T C U Z  
 D R N S U Z D G I B A H A R C  
 H R I H R N B N F W E X Y I Q  
 H A S B A Y Z Y A J L D J E U  
 Q O R L E V G I Q A F E F F H  
 J J W O B S L R P X A D D X J  
 G I W E T B V D N J O R D A N  
 W B P R T N H W X C S H M V D

Joshua  
Caleb  
Jericho  
Rahab  
Jordan

Surely none of the men that came up out of Egypt, from twenty years old and upward, shall see the land which I swore to Abraham, to Isaac, and to Jacob because they have not wholly followed Me; except Caleb the son of Jephunneh, the Kenezite, and Joshua the son of Nun, for they have fully followed YAHWEH. Numbers 32:11-12

Tribes  
Wilderness  
Land  
Israel  
Torah  
Spies



YAHWEH has given you parents to teach you and take care of you. Just as you love, honor and respect your parents, you fear them also, because you know what will happen if you disobey the rules. It's not being *in fear* of your parents, but honoring and trusting them because they are your authority. They love you and know what is best for you. By obeying your parents you are showing them **love, honor** and **respect**. This is what the fear of YAHWEH is like!

**YAHWEH is the Creator of ALL things.** He is the great Almighty and the Creator of the universe! There is no one more powerful. He will take care of us and wants us to trust Him. He gave His Torah, His commandments and His Son, Yahshua, to teach us how to love and respect Him and others. To fear Him is not just being afraid of what He can do, but it means to know that **He is greater than we are**. We are to show Him respect and honor by loving Him with our **faith, trust** and **obedience**.

The Bible tells us what having the fear of YAHWEH is. Let's look at a few scriptures:

The fear of YAHWEH is **the beginning of knowledge**... Proverbs 1:7

The fear of YAHWEH is **to hate evil**... Proverbs 8:13

The fear of YAHWEH is **the beginning of wisdom**... Proverbs 9:10

In the fear of YAHWEH is **strong trust**... Proverbs 14:26


The fear of YAHWEH is **a fountain of life**... Proverbs 14:27

In the fear of YAHWEH, men **turn aside from evil**... Proverbs 16:6

The **reward of humility** is the fear of YAHWEH, **riches, and honor, and life**... Proverbs 22:4

Having the fear of YAHWEH is something He will give you and it only brings blessing, happiness and life!


**Blessed is everyone who fears YAHWEH, who walks in His ways.** Psalms 28:1



Crossing the Jordan



You can color the pictures and look for the hidden harvest fruits too! Add them to your count.



Rahab and her family are saved

**Bible Trivia:**

1. What was the name of the river the Israelites crossed over to the Promised Land? Joshua 3:1
2. How many stones did the tribes take from the Jordan? Joshua 4:2-3
3. What was the name of the mountain Moses went up to see all the land? Deut 34:1
4. How many years did Israel walk in the wilderness? Joshua 5:6
5. Name the city where the walls came down after the Israelites circled around it for seven days. Joshua 6:1

1-Jordan 2-twelve 3-Mount Nebo 4-40 5-Jericho

**Shalom Readers!**  
Chag Sameach!



The Sukkot Activity Booklets are here. You can find them on [HisWondrousWorks.com](http://HisWondrousWorks.com)!



## BANNER

And it shall be in that day, the Root of Jesse stands as a banner of His people; nations shall seek to Him; and His resting place shall be glorious. Isaiah 11:10

### Supplies Needed:

- Blue felt square 9x12
- Small purple pom poms (for grape clusters)
- Felt scraps – red, purple, brown, dark & light green, yellow, white
- Ribbon scraps
- Glitter glue – gold and/or silver
- 2 beads (for ends of dowel)
- 1 thin wooden dowel 11-12"
- String 14"
- Felt glue or glue gun & glue sticks
- Scissors



### How to Make:


- Prepare your 9x12 felt square, fold the top edge over about 3/4" and glue the bottom edge. Leave enough space so your dowel can slide through.
- Cut out the template pictures. For the olive branch and olives, go ahead and cut out your own branch and leaves. This is just a sample.
- Using the templates placed on the felt, trace around the pieces with a pen and cut out each piece on colored felt.
- Arrange your pieces on the banner in any design you like. Once you decide what you want, glue the pieces on the banner.
- For the grape clusters, arrange the purple poms in a triangle shape and glue them on. You can use as many as you want. Six poms are used in this sample.
- Add glitter and ribbons to your banner for finishing touches!
- Tie your string on the dowel at each end (for hanging).
- Glue the beads on the end of the dowels. Superglue works well.

#### Notes:

*If you don't have felt, you can also use plain colored fabric scraps. These will work as well.*

*If you use felt glue, it will take at least an hour to dry. The glitter glue also takes at least an hour to dry so be careful!*

Template Cut-outs for Banner



# FEED MY LAMBS

CHILDREN'S PAGE

TO YAHWEH BE  
ALL PRAISE,  
HONOR, and GLORY  
COYHWH.com  
HISWondrousWorks.com  
NOVEMBER 2015



*"Spreading the Good News - One Lamb, at a Time"*

## Bible Story Time




### THE SOWER and the SEED

Matthew 13 and Luke 8



Yahshua sat down by the sea and great crowds were gathered to Him, entering the boat, He sat down. The crowd stood on the shore. He spoke to them a parable, saying, Behold the sower went out to sow and in his sowing, some fell by the roadside, and the birds came and ate them.

Other seed fell on the stony places where they did not have much earth, and it immediately sprang up because it had no deepness of earth. The sun rising, it was scorched; and because of having no root, it was dried up.



Other seed fell on the thorn-bushes, and the thorn-bushes grew up and choked them.

Other seed fell on the good ground and yielded fruit; indeed, one a hundredfold, and one sixty, and one thirty. The one having ears to hear let him hear.



The disciples asked Yahshua why He spoke in parables to the crowd. He answered and said to them, it has been given to you to know the mysteries of the kingdom of Heaven, but it has not been given to those. For whoever has, to him will be given, and he will have overabundance. But whoever does not have, even what he has will be taken from him.

Because of this, I speak to them in parables, because seeing they do not see, and hearing they do not hear, nor do they understand.

Then He explained the parable. The seed is the Word of YAHWEH.

And those by the roadside are those who hear, then the Devil comes and takes away the Word from their heart, lest believing they may be saved.

Those on the rock are those who, when they hear, receive the Word with joy; and these have no root, who believe for a time, and in time of trial draw back.

Those falling in the thorn bushes, these are those hearing, but under cares and riches and pleasures of life, moving along, they are choked, and do not produce fruit to maturity.

The seed which fell on good ground, they are those who with an honest and good heart hear the Word and retain it and bear fruit with patience.

#### MINI LESSON DISCUSSION:

- Why did Yahshua speak to the people in parables?
- Name the four types of ground the seed fell upon.
- What does the seed represent?
- Why is the seed not producing fruit on three of the soils?
- What is the good ground the seed falls upon?
- What did you learn from the parable that Yahshua taught?

## Israel Fun Facts...

### Where Your Foot Treads It Shall Be Yours

An amazing discovery was found in Jordan Israel. It is a place called **Gilgal**.

When the sons of Israel came out of the wilderness they crossed through the Jordan River. Joshua had commanded the sons of Israel to take twelve stones from the river bed according to the number of the tribes of Israel. This was to be an everlasting memorial to remember the waters of the Jordan were cut off and dried up before the ark of the covenant of YAHWEH as it crossed over the Jordan (Joshua 4:7).

The twelve stones were raised up and set in a place called Gilgal (Joshua 4:19-20). This was the very first site the Israelites camped after crossing over the Jordan. Gilgal was a special place used to assemble the sons of Israel for a festivals and to prepare for battle. The word for festival in Hebrew is "hag" which means to hug or encircle.

The most amazing fact about this site is how the stones were placed in such a way to resemble the shape of an enormous sandal. In ancient Israel the footwear of choice which people wore on their feet were sandals. And YAHWEH promised the Israelites that every place where the sole of the foot walked in the land it would belong to them (Deut 11:24)! In celebration of their feasts to YAHWEH, it is believed the people would march in procession around the shape of the foot.


**Every place where the sole of your foot treads shall be yours, from the wilderness and Lebanon, from the river, the Euphrates River even to the furthest sea shall be your border (Deuteronomy 11:24)."**



## HEBREW LESSON

The **Tet** is the **Ninth letter** of the Hebrew Alphabet. It takes the "T" sound as, in tomorrow or time.

Practice writing your Hebrew using the lines below.



Hebrew is read and written from right to left.

(Raspberry)

Pe'tel - פֶּטֶל

In this word the Tet would take the "Te" sound because of the vowel point below.

(Good)

Tov - טוֹב


In this word the Tet would take the "Toe" sound because of the vowel point above the vav.

(Down)

L'matah - לְמַטָּה

In this word the Tet would take the "Ta" sound because of the vowel pointing underneath.

**T** This vowel point is called a "Kammats." It takes an "A" and it gives the "AH" sound as in father.



Every letter of the Hebrew Alphabet represents a picture!

## BIBLE RIDDLE of the MONTH:

A riddle is a puzzling question to be solved or guessed.

Can you find the answer to this riddle?

I was a small child of seven years old  
when I reigned as king.  
Who am I?



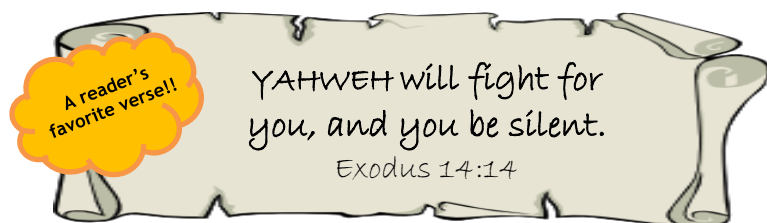
October Riddle:

I was told to stand still before the eyes of Israel in Gibeon.  
Who am I?

October Answer: **The Sun!**

Then Joshua spoke to YAHWEH in the day when YAHWEH gave the Amorites up before the sons of Israel; and he said, **Sun, stand still before the eyes of Israel in Gibeon!** And, Moon stand still in the valley of Aijalon! Joshua 10:12

## Memorize the Bible Verse!



## Healthy Snack Recipe Idea:

### CHEEZY SNACK CRACKERS

#### Ingredients:

- 6 ounces sharp cheddar cheese
- 3 egg whites
- ¼ cup white-whole wheat flour



#### How to Make:

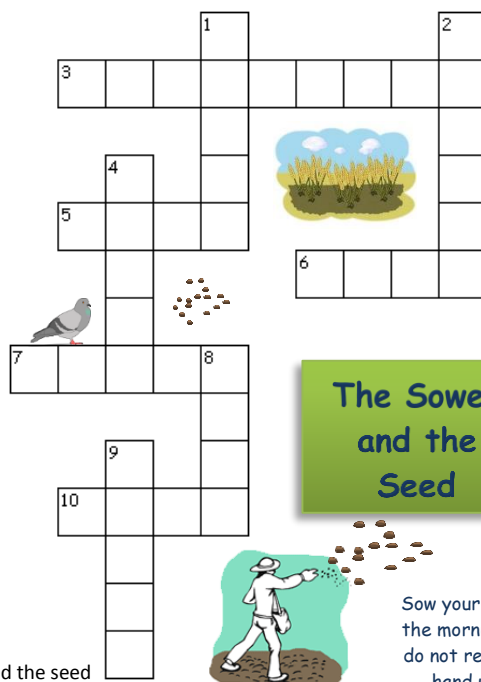
Heat oven to 300°

Makes about 120 squares

- In a food processor, blend cheese and egg whites until smooth. Add flour and pulse until it comes together like dough.
- Add cheese-dough to center of a large piece of parchment paper and cover with a second piece of parchment paper. Roll dough into a very thin layer between two parchment papers using a roller or soup can.
- Place parchment paper with rolled dough in freezer for about 15 min to let dough firm up.
- Remove top parchment paper from dough and with a sharp knife or pizza cutter, slice dough into mini squares.
- Transfer parchment paper to a large baking sheet and bake for about 20 minutes, or until crackers are deep orange and crispy.
- Let cool then transfer to a platter to eat.

Please remember to be safe and prepare your snack with an adult!

## Can You Find the Words in the Puzzle?



#### Across

3. choked the seed
5. had none in rocky ground
6. ground type that produced fruit
7. ate the seed
10. Seed is the .....

#### Down

1. bears with patience
2. pleasures of life does this
4. he who sows
8. sower sows this
9. ground type with little earth

**The Sower and the Seed**

Sow your seed in the morning, and do not rest your hand until evening: for you do not know what shall be blessed, this or that; or whether they both shall be good as one.  
Ecc 11:6



Go in through the narrow gate; for wide is the gate and broad is the way that leads to destruction, and many are the ones entering in through it. For narrow is the gate, and constricted is the way that leads away into life, and few are the ones finding it. This is written in book of Matthew chapter 7 verses 13-14.

Did you know that life is like a road? Every time you go out of your house there will be many roads and many paths to choose from. But, in order to get to where you are going you will need to choose the correct path to get there. If you take the wrong path you'll end up where you didn't want to go.

Yahshua compares the choices we make in life to picking a path to get to our destination. He describes two paths. One path has a wide gate to enter. It is clear, flat and easy to walk on. The entrance to the other path has a narrow gate. This path has many obstacles and it is very difficult to walk on. Most people take the easy path because it is more comfortable, and few people take the narrow path that is much more difficult. But, Yahshua said that the wide and easy way leads to destruction, and the straight and narrow way leads to eternal life.

When we make choices in life, we need to base our decisions on more than what is easy and comfortable. Often what seems easiest or most appealing is the worst choice we can make. Satan wants us to sin, so he makes sin look good. We need to remember where our decisions will lead us and look at the consequences of each decision.

We can't take the easy road to get to the kingdom, we have to follow YAHWEH's Word and walk on the narrow road that He shows us. Some people think they can do both. Is it possible to drive on two different roads at the same time? Is it possible to drive in two different directions? No! But, some people think they can do wrong and be right. They think they can serve Yahweh, but do everything they want to do, but Yahshua said this is impossible. We have to decide to follow Yahweh in faith, and put His will first.

**Your Word is a lamp to my feet and a light to my path. Psalms 119:105**

**Trust in YAHWEH with all your heart, and lean not to your own understanding. In all your ways acknowledge Him, and He shall direct your paths. Proverbs 3:5-6**

### Bible Trivia:

1. Who was given Hebron as an inheritance? Judges 1:20
2. Who turned water into wine? John 2:1-10
3. How many spies did Joshua send out to view the city of Jericho? Joshua 2:1
4. Who was chosen to replace Judas Iscariot? Acts 1:26
5. What were the disciples doing in the garden of Gethsemane when Yahshua was praying? Mark 14:39-41

1-Caleb 2-Yahshua 3-two 4-Matthias 5-sleeping

### Shalom Readers!



We hope everyone had a blessed and wonderful feast of Sukkot last month! **Remember to do your very best to serve Almighty YAHWEH and others!**

Thank you for sharing some of your ideas! And thank you for reading! YAHWEH bless!



## The Sower and the Seed Story Book

*And the prophecy of Isaiah is fulfilled on them, which says, "In hearing you will hear and in no way understand, and seeing you will see yet in no way perceive. For hardened is the heart of this people, and with their ears they were hard of hearing, and their eyes are blinded that they should not see with their eyes and hear with their ears and should understand in their heart and return and I heal them. Matthew 13:14-15*

### Supplies Needed:

- 1 sheet colored construction paper 20"x20"
- ruler
- Scissors
- Glue
- Seeds: sesame, quinoa, sunflower, etc.
- Crayons or markers if you want to write words or draw pictures
- Template pieces
- If desired: small pebbles,  $\frac{1}{4}$  teaspoon dirt



### HOW TO MAKE:

Gather some small pebbles and dirt outdoors if you want to give it a touch and feel look. With your ruler, measure your colored paper 20" lengthwise and draw a line. Then measure 20" widthwise and draw a line. Cut on the lines to form a 20x20 square.

Fold all four corners in to meet together in center. (see blue square example)

Cut out template pieces and use the pictures if you desire (or you can draw and color your own pictures).



Glue on your pebbles, dirt and seeds. Let dry for 10-20 minutes.

Glue the words for Group 1 on the front of each flap.

Glue the words for Group 2 on the insides flaps. Make sure you match up the words on the outside with the words on the inside according to the bible story. You may have to go back and look at the story! ☺

Now add the rest of the pieces from the template and arrange to your desire.

**You can design your little book how you want! Have fun and be creative!**



## THE TEN COMMANDMENTS

Exodus 20:1-17, Deuteronomy 5:6-21

I am YAHWEH your Elohim, who has brought you out from the land of Egypt, from the house of bondage.

You shall not have any other Elohim before My face. You shall not make a graven image for yourself, or any likeness in the heavens above, or in the earth beneath.

You shall not take the name of YAHWEH your Elohim in vain.

Remember the Sabbath day, to keep it set apart.

Honor your father and your mother.

You shall not murder.

You shall not commit adultery.

You shall not steal.

You shall not testify a witness of falsehood against your neighbor.

You shall not covet.

## TEMPLATE PIECES

Receive the Word with joy; and these have no root, who believe for a time, and in time of trial draw back

Those who with an honest and good heart hear the Word and retain it and bear fruit with patience

Those who hear, then the Devil comes and takes away the Word from their heart, lest believing they may be saved

Those hearing, but under cares and riches and pleasures of life, moving along, they are choked, and do not produce fruit to maturity

Seed fell on stony places

the sun came up and it died because it had no root

Seed fell by the roadside

the birds came and ate them

Seed fell on the good ground and produced fruit

Seed fell on the thorn-bushes

the thorn-bushes grew up and choked them


### Group 2 for inside book



### Group 1 for book front

The sower went out to seed...

And the seed is the Word of YAHWEH



# FEED MY LAMBS

CHILDREN'S PAGE

TO YAHWEH BE  
ALL PRAISE,  
HONOR, and GLORY  
COYHWH.com  
HISWondrousWorks.com  
DECEMBER 2015



*"Spreading the Good News - One Lamb, at a Time"*

## Bible Story Time

### ABRAHAM'S TEST of FAITH

Genesis 22:1-19

YAHWEH wanted to test Abraham and He said to him, "**Abraham!**" And Abraham said, "Behold I am here." Now take your son, Isaac, your only one whom you love, and go into the land of Moriyah. Offer him for a burnt offering on one of the mountains which I will say to you."

Abraham rose up early in the morning and saddled his donkey. He took two of his youths with him, and his son Isaac. He split wood for a burnt offering, and rose up and went to the place which Elohim had said to him.

On the third day Abraham looked and saw the place from a distance. Abraham said to his young men, "You stay here with the donkey. I and the boy will go over there that we may worship and may return to you."

Abraham took the wood of the burnt offering and laid it on Isaac, his son; and he took the fire and the knife in his hand. The two went together.

Isaac spoke to his father Abraham and said, "My father." And he said, "Behold I am here." Isaac said, "See, the fire and the wood! But where is the lamb for a burnt offering?"

Abraham said, "My son, Elohim will see for Himself, the lamb for a burnt offering." And the two of them went together.

They came to the place which Elohim had said to him. Abraham built there the altar, and arranged the wood. He bound his son Isaac and laid him on the altar, on the wood. Abraham stretched out his hand and took the knife to slay his son.

The Messenger of YAHWEH called to him from the heavens and said, "**Abraham! Abraham!**" And he said, "I am here." He said, "Do not lay your hand on the boy, nor do anything to him. For now I know that you fear Elohim and you have not withheld your son, your only one, from Me."

Abraham called the name of that place **YAHWEH Yireh**. This means **YAHWEH WILL** provide.

The Messenger of YAHWEH called to Abraham out of the heavens a second time.

Abraham lifted up his eyes and looked. Behold! A ram behind him was entangled in a thicket by its horns. He went and took the ram and offered it for a burnt offering instead of his son.

He said, "I have sworn by Myself, declares YAHWEH, that on account of this thing you have done, and have not withheld your son, your only son, that blessing I will bless you, and multiplying I will multiply your seed as the stars of the heavens, and as the sand which is on the lip of the sea. And your Seed shall possess the gate of His enemies. And in your Seed shall all the nations of the earth be blessed, because you have listened to My voice."

Abraham returned to his young men, and they rose up and went together to Beer-Sheva.

#### MINI LESSON DISCUSSION:

Where did YAHWEH tell Abraham to go?

What was Abraham going to do?

Why do you think Abraham was obedient to YAHWEH even if it meant to give up his son Isaac?

What did Isaac ask his father?

What was the promise that YAHWEH told Abraham?

What did you learn from this lesson?

#### Israel Fun Facts...

Written by one of our  
young Readers!



#### What is the Shemitah?

**What is the Shemitah, and why does YHWH say we should keep it?** Well, before the children of Israel went into the Promised Land YHWH gave them a command. Can you guess which one? Right, the command of the Shemitah! He told Moses while he was on Mount Sinai that every seven years they should allow the land to rest, just like we rest every seventh day!

**Wait a minute, how does the land rest?** Leviticus 25:5 states by not sowing or reaping your field it can rest, just as YHWH commanded. Why is it important for the land to rest? You know how we rest every seventh day, to regain our spirit, and maybe sleep in for physical rest? It is just the same, just like we need rest from the world, YHWH says the land should rest from reaping and sowing.

Some people will say, what will we eat since we can't sow, or reap in the seventh year? So guess what? YHWH is so perfect, that He made a special blessing on the crops of the sixth year so that it will produce enough for three years! Wow, isn't that amazing?

Wait, what if I am not a farmer? Even if you are not a farmer, YHWH says you should not buy anything harvested before the Shemitah; it would be like buying stolen goods from someone.

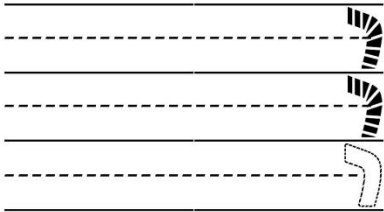
Does this mean we can't eat anything fresh this year? No, YHWH says that as long as it was not harvested during the Shemitah year it is perfectly fine to eat. And, if you or someone you know has a garden, and they planted before the Shemitah started you can eat that food, as long as you only pick enough to eat right then.



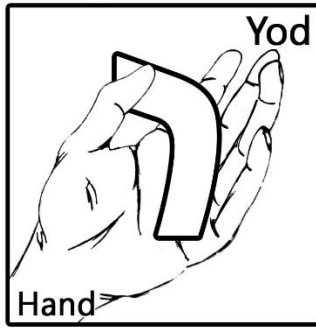
## HEBREW LESSON

The **Yod** is the **Tenth letter** of the Hebrew Alphabet. It takes the "Y" sound as, in yam or yellow.

Practice writing your Hebrew using the lines below.



Hebrew is read and written from right to left.



Every letter of the Hebrew Alphabet represents a picture!

(Mine)

She'lee - שלי

In this word the Yod would take the "ee" sound because of the vowel point below the Lamed.

(Dry)

Yavaysh - יבש

In this word the Yod would take the "Ya" sound because of the kammats vowel underneath.

(Yogurt)

Yogurt - יוגורט

In this word the Yod would take the "Yo" sound because of the vowel point above the vav.



This vowel point is called a "Patakh." It takes an "A" and it gives the "AH" sound as in father.

## Memorize the Bible Verse!

From a young reader!

For the ways of man are before the eyes of YAHWEH, and He ponders all his tracks.

Proverbs 5:21

## Healthy Snack Recipe Idea:

### Crispy Corn fritters

Makes about 12 fritters

#### Ingredients

- ½ c of frozen or canned corn
- large egg, lightly beaten
- tablespoons flour or gluten free flour
- tablespoons fine-ground cornmeal
- 2 tablespoons heavy cream
- 1/2 teaspoon salt
- 1/4 cup vegetable oil, or more as needed



#### Directions

- 1 In a bowl mix the corn, egg, flour, cornmeal, cream, and salt, to make a thick batter.
- 2 Heat the oil in a 12-inch skillet over medium-high heat until shimmering. Drop heaping tablespoons of batter into the oil (about 6 should fit). Fry until golden brown on both sides, about 1 minute per side. Transfer the fritters to a paper-towel-lined plate and repeat with the remaining batter. Serve immediately.

Please be safe and prepare this snack with an adult!

## BIBLE RIDDLE of the MONTH:

A riddle is a puzzling question to be solved or guessed.

Can you find the answer to this riddle?

It is found in Beersheva  
A memorial to a covenant between  
two people

What am I?

November Riddle:

I was a small child of seven years old when I reigned as king.

Who am I?

November Answer: **JOASH** -

Joash was a son of seven years when he became king,...  
2 Chronicles 24:1

## Can You Find the Words in the Puzzle?

### ABRAHAM & THE PROMISE



F I W Z C D W A R S O H H S F  
F O L I G O J M E H F W U E H  
L K E A L E V X B Y F O S A J  
E S I M O R P E D I E G B G O  
Z X W K O W Z K N T R T W P D  
F A I T H F U L H A I F C W L  
U N J E J E T G H O N D A F Y  
O K X Q L X I D F J G T A O A  
H B Q W I R S A C I N P S B M  
C A D C Y E B S G Y F Q I M U  
J L Y L W R N H K T Y H A J P  
G S R I A U J L Q W A V I J O  
K W E H R A L T A R G A E Z Q  
Q D A X Q O D I A I A V K C R  
I M P V X O M S L W L M E V Z

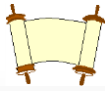
Abraham  
Sarah  
Isaac  
Faithful  
Righteous  
Altar

Ram  
Offering  
Covenant  
Moriyah  
Promise

And in your Seed shall all the nations of the earth be blessed, because you have listened to My voice.  
Genesis 22:18

## YAHWEH'S UNCHANGABLE LAWS:

Your righteousness is forever, and Your Torah is truth. Psalms 119:142



## PUTTING FAITH INTO ACTION!



How does a law written in the Torah apply today?

**Deuteronomy 22:8:** *When you build a new house, then you shall make a guardrail for your roof, so that you do not put blood on your house if someone falls from it.*

In many places in the world the roof of a house is not flat like it was thousands of years ago in Israel and other countries. YAHWEH made this law to protect someone from falling off the roof and getting badly hurt. This law still applies today. What if someone had a swimming pool that did not have a fence around it and a baby or small child fell in and got hurt? YAHWEH wants a person who owns a home to make sure that no one gets hurt by putting up a fence or guardrail around any unsafe places.

**Was not our father Abraham justified by his deeds, offering up his son Isaac on the altar? You see how faith helped with his deeds; and how by his deeds the faith was made perfect. Jacob 2:21-22**

When YAHWEH spoke to Abraham and told him what was going to happen and what he needed to do, Abraham believed YAHWEH. He had faith that everything YAHWEH said was true. This was counted for righteousness to him. Abraham put his faith into action!

It is good to have faith, but if action or deeds do not follow faith, there really is no faith to begin with (*Jacob 2:14-26*). Deeds are an act of obedience and they are the proof of faith.

Yahshua came to do the works of His Father. He said that if He did not do the works of His Father not to believe Him (*John 10:37-38*). The works He did were the proof of His faith.

## Do you know what a covenant is?

It is a serious agreement or promise between two or more people.

There were 9 Steps to a **Hebrew Blood Covenant** that each partner took. Just like YAHWEH made the first covenant with Abraham and his Seed, YAHWEH made a new covenant with His Son Yahshua as our sacrifice. Can you think of the things that Yahshua did to complete the covenant?

### Step Taken

### What it Meant to Each Other

- |  |   |
|--|---|
| 1. <b>Took off coat or robe</b> .....                | > ○ Gave all of yourself to partner   |
| 2. <b>Took off belt</b> .....                        | > ○ Defended, protected and fought for each other   |
| 3. <b>Cut the covenant</b> .....                     | > ○ Gave up right to self and walked with partner until death                                 |
| 4. <b>Raised right arm &amp; mixed with blood</b> .. | > ○ Blood was mixed with partner's blood to become one  |
| 5. <b>Exchanged names</b> .....                      | > ○ Took each other's last name to be part of each other's name                               |
| 6. <b>Made a scar</b> .....                          | > ○ Scar was a seal of permanent testimony to the blood covenant                              |
| 7. <b>Gave covenant terms</b> .....                  | > ○ Shared all that each owned with partner   |
| 8. <b>Ate a memorial meal</b> .....                  | > ○ Shared bread and wine together as being "one" in a new nature                             |
| 9. <b>Planted a memorial</b> .....                   | > ○ A tree was planted or a stone set up as a testimony to the blood covenant with each other |

## Bible Trivia:

1. What was the meat YAHWEH provided to the Israelites in the wilderness? Exodus 16:13
2. What was YAHWEH's sign to Moses promising to never again flood the whole earth? Genesis 9:13
3. In what city did Yahshua raise Lazarus? John 11:1
4. What was the name of the cherub that appeared to Mary? Luke 1:26
5. Which son of Adam & Eve was a shepherd? Genesis 4:2

1-Quail 2-rainbow 3-Bethany 4-Gabriel 5-Abel

## Shalom Readers!



Glory be to YAHWEH!  
Thank you to all for sharing and reading!

YAHWEH bless!

*And you shall love YAHWEH your Elohim with all your heart, and with all your soul, and with all your might. Genesis 6:5*

