




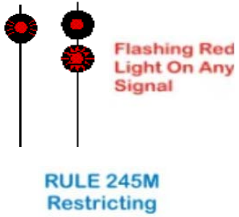
CTC and Signal Indications



Diverging Approach:
Proceed on Diverging route at speed proscribed for turnout, prepared to stop at next signal.



Stop: Stop in advance of signal.



Restricting: Proceed at Restricted speed (20 MPH), looking out for trains, movements or obstructions ahead.

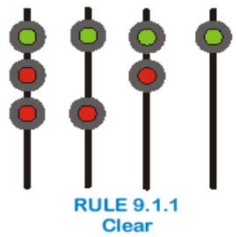


CTC and Signal Indications



Simple Rule: UNLESS ALL of the signals on the mast on the track ahead of your train are STEADY RED (NOT flashing red), like this picture to the left, it is ok to proceed!

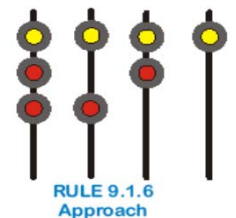
For those unfamiliar with CTC operation: after your train passes any signal, that signal will change to red (because your train is now occupying the block that the signal was protecting). This is normal, and does NOT mean you need to stop.



Clear: Proceed at maximum authorized speed.



Diverging Clear: Proceed on diverging route, at speed proscribed for turnout.



Approach: Slow to 30 MPH, prepared to stop in advance of next signal.