

The Brahma and Cochin Club of Australia

Winter Newsletter



Contents

The President's report	1
The Vice President's report	3
The Secretary's report	4
The Editor's report	4
Financial Statement 2012-2023	5
Breed Standard	6
Our Constitution	7
Minutes from 2012 AGM	8
2013 AGM Draft Agenda	11
2012 Club Show results	12
My Incubation Process	
By Mellissa Mathe	18
2013 Queanbeyan Poultry Show	22
Our Standards and Colour guide	23
Does the Diet of Adults affect Chick Development?	
By Franz Mahr	24
Membership renewal info	27
Club Contact details	28
CQPC Annual Show Entry Form	29

A Brahma and Cochin Standard and Colour Guide? Is this the next step we need for our breeds? See page 19 for details

The Brahma & Cochin Club of Australia Annual Show. 4th August 2013 Queanbeyan Showgrounds

Things to remember:

Penning of Birds, Saturday 3rd August, from **2pm-5pm**

All Exhibits **must** be penned by Sunday 4th August, **9am**

Brahma and Cochin club AGM

3pm

Club Dinner: 3 August,

6:30pm

Where: Golden Age Motor Inn, we are joining the Canberra Queanbeyan Poultry Club, confirm bookings with Peter Shands on 0401 832 395

President's report

Hi all Brahma club members,

I hope everyone has had a good year so far, after celebrating christmas, having holidays and renovating the house on the new property, all of a sudden the year is half gone! After such a hot start, spare a thought for all our Brahmas and Cochins as they don't have air condition pens to laze around in, but with caring breeders I am sure they have all had fresh water at all times and plenty of shade. The whole country seemed to suffer a heat wave from top down to Tassie this summer and I'm sure all our Brahmas and Cochins very glad it is over.

Congratulations to all our members who attended our 2012 show held at Queanbeyan ACT, once again, we were invited by the Queanbeyan poultry club to join in their annual show and it was a fantastic success. The Queanbeyan poultry club provided us with excellent facilities and our small club was once again made very welcome thanks to Terry at the club who makes it all happen.

Congratulations to all the winners at our 2012 show but we are all winners by just being there to promote our Brahmas and Cochins, and support these breeds, there were even members taking Brahmas for other members who couldn't make it and they even won their section of the show! So Don Jones and Franz Mahr, who were unable to attend, still managed to do well. That's the type of club we have, with everyone helping out club members, after all, we are all here to give support to each other.

Valda Jackson was rewarded for all her years of breeding Cochins, winning the best Cochin in the show, they were presented extremely well and it was great to see such an important club member with so many great birds to show. Her black Cochin was fantastic! Maybe a little more brow over the eye to be world class Cochin (Valda and I have slightly different opinions on that subject). With all our Brahmas and Cochins, we all need to increase the size of our birds. In particular, our bantam Brahmas are too small, but building size is easier said than done. Maybe one day imports will help with this, let's hope we can get around the current problems and the birds arrive soon.

Dale Ashton who Judged our show did a great job, and all judges see things differently on the day to us, and even though my Brahma had dusky coloured legs she handled well, and as Dale said 'It looked the part'.

Luke has supplied all the results including photos, thanks to Roger his dad, of all the winners, once again congratulations.

As all small poultry clubs have their ups and downs ours is no different, we lose members and gain new ones but our club has a very good core group and most of us have been there from the beginning. It is always good to see new members and our club is very fortunate to have Mellissa Mathe and her family join our Brahma and Cochin club. Mellissa is breeding both Brahma and Cochin and has great support from her husband Charlie son Rialeigh and daughter Brittany. Charlie is really important, because together with Rialeigh, they are very busy building new poultry runs, and what a great job they have done. All fox proof, excellent drainage (away from the nests and roosting area) all the birds have access to orchards and pasture, a large oak tree for shade, excellent water drinkers and ample feeders. The Cochins have been colour matched to their orange tree and all have very good deep yellow legs. Mellissa, Brittany and Rialeigh do all the poultry husbandry and as we all know, this is a fulltime job. Franz and I visited a couple of times to help sort and cull birds. It is not easily done, but it is important to remove birds that can be sold on as backyard pets and have a good life as well as reduce overcrowding. These culls also let next seasons birds grow out, a cull at 10 weeks and another at 20 weeks makes keeping poultry less of a financial burden and with fresh eyes looking over the birds, it helps sort the breeders from the backyarder. We both had a lovely afternoon tea and a pleasant surprise thanks to Mellissa and her wonderful family.



Mellissa's new chook runs.

A special thanks from myself to Maggie for breeding my brahmas this year, as we are working on our darks, gold partridge, speckled, birchin and silver laced brahmas. After a year of building problems I am ready to tackle my new poultry runs, I wish Charlie was here to help, but Mellissa has him as busy as ever (hahahahaha). Unfortunately Maggie has that old problem of roosters and one shitty neighbour, even though she is partly rural. Thanks for everything Maggie.

Eric Black has not been well up there in Queensland and has to cut down on his brahmas so if anyone up there is looking for good brahmas look Eric up. All our members are there to help out, but be wary of buying brahmas & cochins at very high prices because I am hearing that they often turn out to be of a low standard and not of good type. Just do your homework first, look up our web site and members directory talk to Luke Price, Paul Rodgers, Cindy Pretty, or myself and if we can help we will give you a reputable breeder to get in touch with. Just remember, these are rare breeds of poultry and not all of us have birds readily available.

Well done to Luke Price on his great article regarding combs, it was published in Australasian poultry and his work as our head Steward at our show, and for his help putting up our show display at Queanbeyan and in his spare time he is our clubs secretary (such a busy lad!!). Cindy Pretty took a break from being our Vice President and Paul Rogers took her place, but she is always there to help out on the central cost with Luke and Joel, and that's not forgetting Don Jones Neal and Linda Lynch and Joanne Aggar!

Best regards Bryan



Mell feeding her babies....



Lubing watering system, ensures constant supply of fresh water



Access to shade trees, really helps on the hot summer days

Cochin Corner, Vice President's report

Well here we are again guys another year nearly up since the last show, where does time go? We are all disappointed with the loss of the imports but, for the welfare of the birds, the right decision was made.

This year has seen good numbers of Cochin bred by our club members so let's move forward and work hard at correcting faults and improving size.

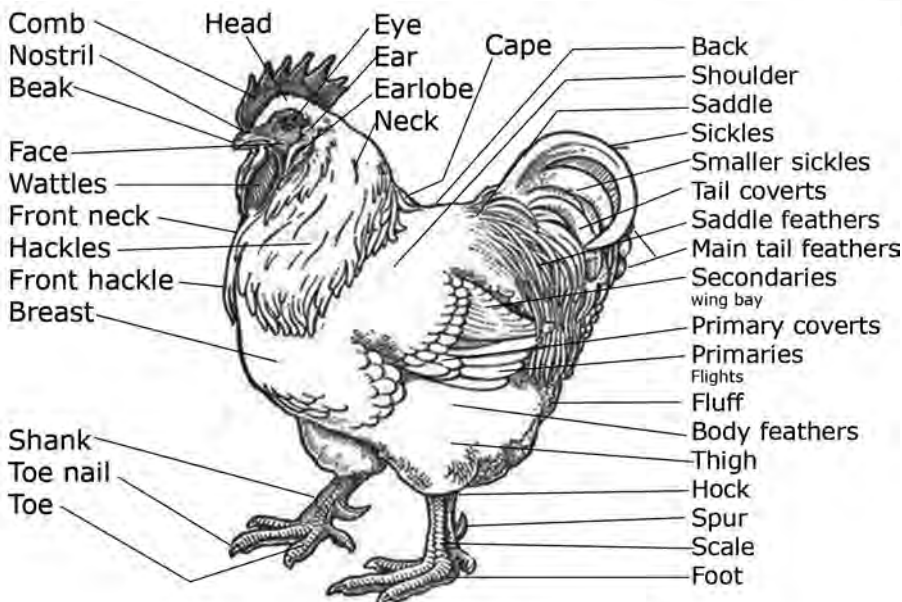
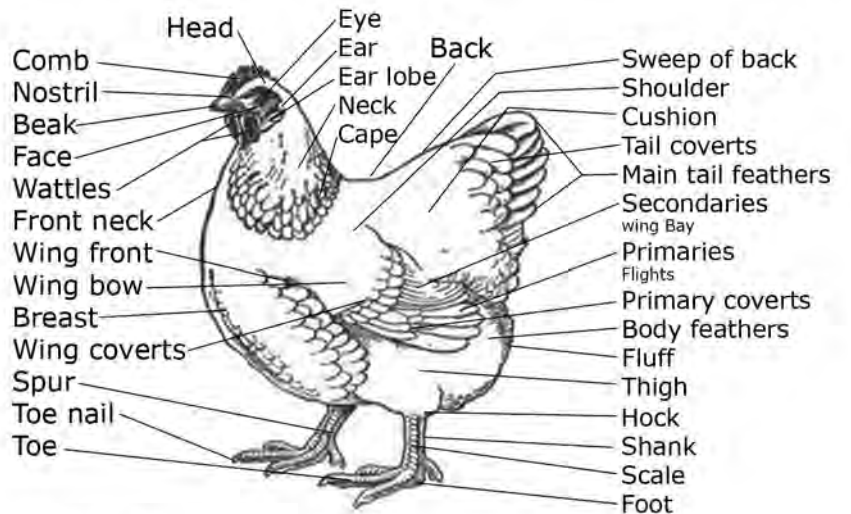
As our vice president I would like to thank all those who have stayed with the club through what has been a difficult couple of years, I trust the worst is behind and we can move forward. On a personal note I have had a big year what with getting married in December moving farms new family to get to know, it's been big but exciting and very rewarding. I wish all those who have been on this journey with me through what has been a very difficult time in my life all the best, and thanks guys for sticking by me and supporting me, with words of encouragement.



I won't be able to make it to Canberra this year but I wish all those who attend a safe trip and an enjoyable one.

All the best,
The Cochin Man

Poultry Anatomical Descriptions



Secretary's Report 2013

Greetings club members and friends. The popularity of the Brahma and Cochin breeds continues to grow in Australia. Our facebook group is expanding at a rapid rate, with many Australian and international fanciers enjoying the lively chat on a daily basis. In just a year the facebook group has grown from 230 members to over 880 members. The website membership continues to grow and presently sits at 127 members.

As I have said in the past; with our members spread across Australia, it is our increased ability to communicate and share information that is vitally important if we are to continue to improve of our breeds. If you are looking for any information or just want to stay connected, log into our website or facebook group and don't be afraid to ask questions. I continue to look for content for the website and welcome any suitable additions.

I'm currently looking for someone to take over the position of secretary. If you have spare time, a phone, sound communication skills and modest computer literacy I encourage you to put your hand up at the next AGM. As usual, I will continue to work on the website.

Along with a number of our club members, my father and I have a few projects on the go. We are currently working on developing and improving colours in bantam brahma including; pyle (using the dominant white gene), blue silver pencilled, blue partridge, white, silver birchin, and golden crele. We also maintain two of the original brahma colours in bantam, the partridge and dark. We only keep very small numbers in each colour and would welcome the opportunity to spread some breeding stock around the country in case disaster ever strikes. So, if anyone is interested in these colours please let me know.

For those of you who can't make it to the show, if you have any agenda items or committee member nominations don't forget to email them to brahmacochin@gmail.com before Saturday the 3rd of August.

I look forward to seeing you at the show.

Kind regards

Luke (LP)

Editor's report 2013

Dear club members,

Well, it has been an extremely busy year for myself. I do appologise for the late newsletter (I was aiming for Easter!!) but at least it is finally out. With the show just around the corner, breeding season starting, our sheep lambing, etc, it feels like I'm being stretched a little too thin, so anyone who would like to get involved in the newsletter would be welcomed!

I would like to start work on the Standard for our breeds this year as well, so I will be putting out requests for photos of different colours and patterns, also pictures that show the important features that make our birds either Brahma or Cochin. This project will take a fair amount of time to compile, but I hope to have a rough draft ready by next years AGM and Show.

We have had some bad luck over the import syndicate, *Salmonella pullorum* was detected in the birds and in the end they all had to be destroyed. Even though it is very upsetting, there are a huge number of positives we can take away from this experience and hopefully another syndicate will emerge from the ashes and apply what has been learnt and try again.

On a brighter note, last year's breeding season was pretty good here, I have good numbers of young pullets in all the colours I keep, I even have one or two spare! All my Work in Progress lines have shown improvement and in another 10-15 years should really look the part!

Hope to see you all at the show,

Franz

Financial Statement for 2012-2013

Income & Expenditure

	2012-2013		2012-2013
	\$		\$
Income:		Expenditure:	
Membership subscriptions(21)	307	Trophies, medals and sashes	605.41
Donations	210	Miscellaneous	195.61
Annual Dinner	0	Administration:	0
Sponsorship	0	telephone, stationary, post	0
Raffle	0	Miscellaneous	0
Grants	0	Other	0
Miscellaneous	0	Total	801.02
Other	0		
Total	517		

Balance

	<u>2012-2013</u>
Opening Balance	3002.87
Total Income	517.00
Total Expenditure	801.02
Closing Balance (loss)	2718.85

Reminder

Our membership year runs from the first Sunday in July. Full membership is \$15 per annum and junior membership (under 16 yrs.) is \$7. By becoming a financial member of the Brahma Club of Australia and Cochin Breeders Group of Australia you will be doing your bit to financially support and empower our club and group to promote and develop the Brahma and Cochin breeds.

Membership fees help to pay for website hosting and services, a website domain name, trophies and prizes for our annual club show, and the printing and distribution of our newsletter. As a financial member you receive a copy of our biannual newsletter, unrestricted access to our website pages and eligibility to vote at our AGM and have your say in the running of our club and group.

You can now pay your membership fees by direct deposit. For details see page 27 of this newsletter.

Please note our Club Secretary has a new postal address (see page 28).

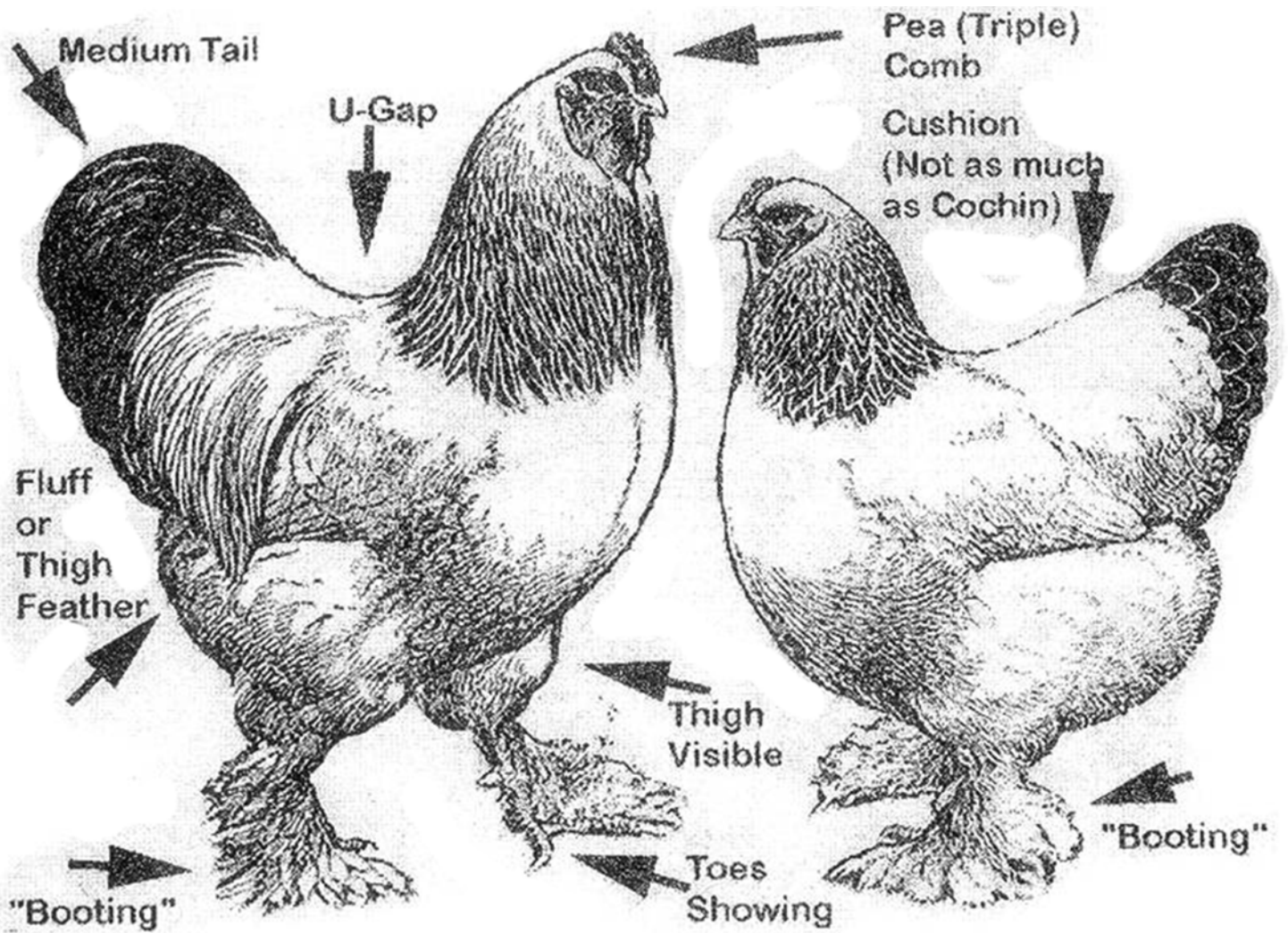
The membership form can also be downloaded from our website.

Important: please provide your [email address](#) if you have one

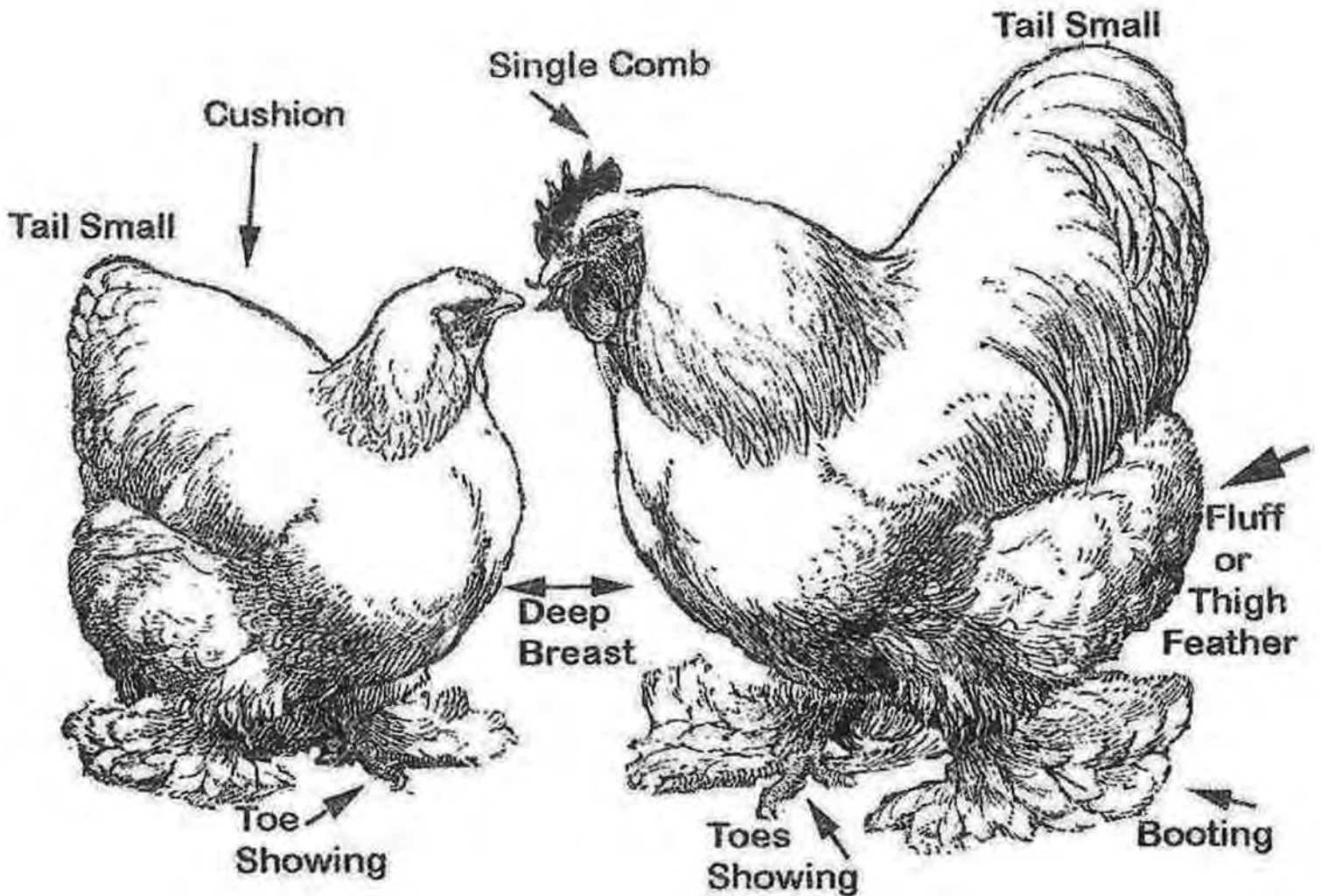
News Flash!

The Brahma club of Australia and the Cochin Breeders Group of Australia made a unanimous decision to Amalgamate at last year's Annual General Meeting! The club will now be known as

'The Brahma and Cochin Club of Australia'



The Brahma and Cochin Standard...what we should be aiming for.



Constitution of The Brahma Club of Australia

The Club shall be called "The Brahma Club of Australia".

The aim of the club shall be to encourage the breeding and exhibition of Brahma to the Standards of perfection, as laid down by The Australian Poultry Standards.

The Constitution of the club shall be:

- a) Grades of Membership
 - i) Full Members
 - ii) Junior Members
 - iii) Honorary Life Membership, may be elected at The Annual general Meeting and must be nominated by 3 (three) full members, with 12 months (1 year) membership
- b) Officers of the Club
 - i) President
 - ii) Vice President
 - iii) Honorary Secretary / Treasurer / Editor / Publicity Officer

The Officers of the club shall be elected at the Annual general Meeting. Nominations may be sent to the Secretary prior to the Annual general Meeting, providing that the nominees prior consent to stand has been obtained. That the AGM members give permission for the Executive to act on the Clubs behalf in the absence of a Committee.

Subscriptions shall be :

- i) Full members \$15 Annually
- ii) Junior members up to and including the age of 16 years \$7 Annually

Subscriptions shall be payable on the Annual Show day each year. Members, whose current years subscription have not been paid by the Annual Show, shall receive one further reminder and should payment not be made, their names will be removed from the list of members. Lapsed members wishing to rejoin within a period of two years since the payment of their last subscription shall be required to pay for the intervening years as well as the current year.

All Perpetual Trophies awarded by, or in the hands of, the club are the properties of the club. It is the responsibility of the Club to adequately insure all such trophies against loss. Members who have been awarded Trophies shall be liable to defray the cost of repair to, or replacement of, any trophies damaged whilst in their possession. Club Show trophies shall only be awarded to members whose subscriptions have been fully paid up.

Any proposed alteration or amendments to the Constitution should be sent to the secretary so that they can be circulated to the members, together with the agenda for the AGM. Such items affecting rules ratified at the AGM shall take effect from that date, excepting any increase in subscriptions which will take effect as from the beginning of the next Annual Show.

All nominations for membership of the club are subject to the discretion of the Executive. Any complaints regarding new memberships are to be forwarded to the Secretary in writing. If the executive cannot solve the problem it shall be carried over to the next AGM.

May 2001

Updated July 2002

Minutes of the
2012 Annual General Meeting
Saturday 4th August 2012 - 4 pm
Queanbeyan Show Grounds, Glebe Ave

Opening remarks / welcome

4.00 pm

Bryan declares the meeting open and welcomes club members and friends in attendance to the AGM.

Introductions and apologies

4.10 pm

Members in attendance Roger Price, Luke Price, Bryan Meade, Cindy Pretty, Joanne Aggar, Valda Jackson, Joel Giusti, Paul Rodgers

Apologies Don Jones, Franz Mahr, Neil and Linda Lynch, Andrew Rathbone, Erik Black, Victoria Fulton

Minutes of 2011 AGM

4.20 pm

Minutes not tabled – minutes of the 2011 AGM were lost when Belinda's computer was corrupted.

Matters arising from previous minutes

4.25 pm

Adoption of annual reports

Motion that the minutes be accepted

Moved	NA	Seconded	NA	Accepted	NA
--------------	----	-----------------	----	-----------------	----

Annual executive reports

Brahma Club President

4.30 pm

Main report provided in the Autumn/Winter newsletter 2012. In the last few years many members have struggled to breed large numbers of birds which has slowed progress of the breed. The number of new members has been low in the last few years. Recently, interest in the breed has increased and Bryan has received emails from new breeders interested in acquiring stock. Many people are now using facebook with Luke Price, Franz Mahr and Victoria Fulton supporting new members. Fewer people have been able to get to the annual show and AGM in recent years with many more breeders than exhibitors in the club. Many people are working on new colours. There are many awards at the moment and we have to be careful not to overdo the awards in the future. The club members are working hard to promote the breed and are all very supportive of each other. Work in Progress class will help to encourage people to show their creations and help to reduce those concerned about not having birds of a standard they can bring to the show. Looking forward to the Brahma Club of Australia and the Cochin Breeders group amalgamating and developing a new emblem.

Cochin Group President

4.40 pm

Main report provided in the Autumn/Winter newsletter 2012. Concerned that previously created colours are not being retained. Once we have created a new colour we need to maintain it. E.g. Bantam Lights, Darks and Partridge maintained by a number of our breeders are competitive with other breeders at major shows. We need to hold on to our other colours and maintain and improve them once we have them. Excited about the Cochins being imported and how they will help to improve the birds in Australia. Cochins are in good hands with a number of devoted breeders maintaining the status quo. Our club is about supporting others and this ethos continues to be promoted by old and new members.

Secretary

4.50 pm

Main report provided in the Autumn/Winter newsletter 2012. Membership of our Facebook group has grown to over 230 people. Many members of the facebook group talk on a daily basis and help others with their breeding programs. We have a large number of members from overseas who are incredibly supportive of our club. Because we have members spread across Australia our increased ability to communicate and share information is very important if we are to promote and improve our breeds. The club's website has a current membership of 106. We recently purchased a new domain name and an upgrade of our website services from website host Freewebs. We can now add additional pages and include additional website content. Our website's new domain name is www.brahmacochin.org. Hopeful that the new work in progress class will encourage people to enter the show and help with the development of new colours through the feedback and discussion the entries generate.

Adoption of annual reports

Motion that the executive reports be accepted

Moved	Paul Rodgers	Seconded	Cindy Pretty	Accepted	Yes
--------------	--------------	-----------------	--------------	-----------------	-----

Presentation of accounts (Treasurer)**5.05 pm**

The treasurer's report was not included in the latest newsletter. Some issues with current banking arrangements. There is no Bank of Bendigo where Bryan Jon lives making regular bank visits difficult. Two people are currently required to sign for banking withdrawals. Bryan is looking into online banking. Franz Mahr is willing to be a second signatory. A few checks are yet to clear. The bank balance is currently sitting at just over \$2,400. Looking into having an online account that we can check the balance of but require two signatories to take anything out.

Action arising

Motion - Bryan Jon to apply for an online account with Bendigo Bank to view transactions and account balance and organise for Franz Mahr to be a signatory. Bryan to seek alternative bank if Bendigo Bank can not offer an online account.

Moved Bryan Jon **Seconded** Paul Rodgers **Accepted** Yes

Adoption of accounts

Motion that the accounts be accepted

Moved Joanne Aggar **Seconded** Joel Giusti **Accepted** Yes

Correspondence (Secretary)**5.15 pm**

No correspondence

Amalgamation of Brahma Club and Cochin Group**5.20 pm**

Discussion around the pros and cons of amalgamating the brahma club and cochin group.

Motion – the Brahma Club of Australia and the Cochin Breeders Group of Australia amalgamate and become The Brahma and Cochin Club of Australia.

Moved Bryan Jon **Seconded** Roger Price **Accepted** Motion unanimously carried.

Actions arising

Cindy Pretty to forward old Brahma photos to assist with design of new club logo.

Valda Jackson to forward old Cochin photos to assists with design of new club logo.

Motion – Office bearers to form a subcommittee to organise the development of a new logo/emblem.

Moved Paul Rodgers **Seconded** Valda Jackson **Accepted** Yes

Election of the Office Bearers**5.40 pm****Brahma Club of Australia****President**

Candidate Bryan Jon

Moved Cindy Pretty **Seconded** Roger Price **Accepted** Yes

Vice President

Candidate Paul Rodgers

Moved Joanne Aggar **Seconded** Joel Giusti **Accepted** Yes

Brahma Club and Cochin Group

Secretary

Candidate Luke Price

Moved Bryan Jon **Seconded** Cindy Pretty **Accepted** Yes

Treasurer

Candidates As co-treasurers Bryan Jon and Franz Mahr

Moved Joanne Aggar **Seconded** Luke Price **Accepted** Yes

Editor

Candidate Franz Mahr

Moved Luke Price **Seconded** Bryan Jon **Accepted** Yes

Patron

Candidate Andrew Rathbone

Moved Luke Price **Seconded** Bryan Jon **Accepted** Yes**Break****5.55 pm****General Business****Venue for 2013 Show****6.05 pm**

Discussion was held around the venue and time of year for the 2013 show. Some members were unable to make this years show due to the date. We are incredibly fortunate to have the support of the CQPC.

Action arising

Luke Price and Bryan Jon to organise the venue and date for the 2013 show.

Raffle Items**6.10 pm**

No raffle this year. Perhaps a raffle next year if a suitable raffle item(s) is organised. Joanne Aggar suggested having multiple prizes.

Action arising

Bryan Jon and Luke Price to work out prize(s) for 2013 show.

Website**6.15 pm****Online membership application and payments**

Action arising

Bryan Jon to contact the bank regarding suitable account to permit online payments via the website.

Action arising

Bryan Jon to read the pages of the website (jokes)

New pages – e.g. FAQ

We have the ability to add more content to the website and create more pages but require more people to assist with developing the content.

The new Australian Standards**6.25 pm****Errors and other problems with the standard**

Valda Jackson raised the inappropriate change of leg colour in the Cochin standard from dark legs to yellow legs, handsomely curved from slightly curved and the need for clarification of asiatic eyebrows. Valda also tabled the history of the shanghai 1853 and several other historical articles indicating the appropriate colours of cochin legs including the dark legs particularly on black and blue feathered birds.

Action arising

Valda Jackson to send Luke Price and Paul Rodgers information on the Cochin standards from historical articles and a letter to Luke price.

Paul Rodgers raised concerns over description of leg length in cochins and the need for new standard to state moderate in length. Paul also mentioned some suggestions regarding preference of yellow legs on buff cochins and permissibility of white legs didn't make it into the new standard.

Drafting a letter to the standards committee**Action arising**

Bryan Jon and Paul Rodgers to draft a letter to the standards committee regarding inappropriate changes to the Brahma and Cochin standards and return to Luke price for distribution to members for comment.

Other Business

Valda Jackson tabled a volunteers grant application from the Australian government and Bryan Jon mentioned the possibility of a grant from the Bendigo Bank.

Production of a Brahma and Cochin 'Standards and Colours Guide'

7.00 pm

No time available for discussion

Meeting close**7.00 pm**

Annual General Meeting

Saturday 3rd August 2013 - 3 pm
Golden Age Motor Inn, Queanbeyan East, 56 Macquoid St

Draft Agenda

Opening remarks / welcome	3.00 pm
Introductions and apologies	3.10 pm
Minutes of 2012 AGM	3.20 pm
Matters arising from previous minutes	3.25 pm
Adoption of annual reports	
Motion that the minutes be accepted	
Moved _____ Seconded _____ Accepted Y / N	
Annual executive reports	
Club President	3.30 pm
Vice President	3.40 pm
Secretary	3.50 pm
Adoption of annual reports	
Motion that the executive reports be accepted	
Moved _____ Seconded _____ Accepted Y / N	
Presentation of accounts (Treasurer)	4.05 pm
Adoption of accounts	
Motion that the accounts be accepted	
Moved _____ Seconded _____ Accepted Y / N	
Correspondence (Secretary)	4.15 pm
New Brahma and Cochin Club Emblem	4.20 pm
Creation of new club positions	4.30 pm
Election of the Office Bearers	4.40 pm
President	Moved _____ Seconded _____ Accepted Y / N
Vice President	Moved _____ Seconded _____ Accepted Y / N
Secretary	Moved _____ Seconded _____ Accepted Y / N
Treasurer	Moved _____ Seconded _____ Accepted Y / N
Editor	Moved _____ Seconded _____ Accepted Y / N
Patron	Moved _____ Seconded _____ Accepted Y / N
Break	4.55 pm
General Business	
Venue for 2013 Show	5.05 pm
Raffle	5.10 pm
Website	5.15 pm
Online membership application and payments	
New pages and content	
Production of a Brahma and Cochin 'Standards and Colours Guide'	5.25 pm
Any other business	6.00 pm
Meeting close	6.20 pm

The Annual Brahma and Cochin Club of Australia Show 2012 It's Showtime!





The Annual Brahma and Cochin Club of Australia Show.

2012

On Sunday the 5th of August, 2012, The Brahma and Cochin Club of Australia held their twelfth annual show, as guests of the annual and rare breeds show at the Canberra and Queanbeyan Poultry Club pavilion in Queanbeyan NSW. Some fantastic birds were put on display, the 'Work in Progress' category proved to be a very popular addition to our show, as it allows some of the newer colours to be displayed which don't currently conform to the standard, but are always great to see.

We would like to thank the Canberra Queanbeyan Poultry Club for hosting our show. Their club members were very friendly and accommodating, and the facilities were fantastic. Once again, a special thanks also goes to Roger Price for making the trip down from the Central Coast in NSW to take photos, assist with photographing of the show winners, and allowing us to use your camera!



13 Valda Jackson receiving her awards.



Bryan Jon wins Champion of Show.

The Brahma & Cochin Club of Australia

2012 Show Champions

Brahma

Champion of Show	Bryan Jon & Lucas Barker	Standard Partridge hen
Reserve Champion	Cindy Pretty	Bantam Light cock
Champion Standard	Bryan Jon & Lucas Barker	Standard Partridge hen
Champion Bantam	Cindy Pretty	Bantam Light cock
Best Hen or Pullet	Bryan Jon & Lucas Barker	Standard Partridge hen
Best Standard Light	Joel Giusti	Hen
Best Standard Dark	Bryan Jon	Hen
Best Standard Partridge	Bryan Jon & Lucas Barker	Hen
Best Standard Columbian AC	Joel Giusti	Buff Columbian pullet
Best Standard Self Colour AC	Joel Giusti	Black pullet
Best Standard Barred AC	Franz Mahr	Barred Buff Columbian cockerel
Best Standard AOC	Joel Giusti	Silver Birchin pullet
Best Bantam Light	Cindy Pretty	Cock
Best Bantam Dark	Don Jones	Hen
Best Bantam Partridge	Joanne Aggar	Hen
Best Bantam Columbian AC	Cindy Pretty	Blue Buff Columbian hen
Best Bantam Self Colour AC	No Birds Benched	
Best Bantam AOC	Don Jones	Silver Wheaten hen
Best Bantam Barred AC	Joel Giusti	Dark Barred pullet
Best Work In Progress	Bryan Jon	Silver Crele hen

Cochin

Champion Cochin	Valda Jackson	Blue hen
Reserve Champion Cochin	Paul Rodgers	Buff hen
Best Buff Cochin	Paul Rodgers	Buff hen
Best AOC Cochin	Valda Jackson	Blue hen
Best Work in Progress Cochin	Valda Jackson	Silver Birchin hen

Recognition Awards

Best Hen / Pullet	Bryan Jon & Lucas Barker
Lance Hicks Memorial Award	Valda Jackson
Judge Medallion	Dale Ashton, Wayne Rigby
Breeder of the Year	Franz Mahr

Brahma



Champion of Show, Champion Standard, Best Hen and Best Standard Partridge



Reserve Champion of Show, Champion Bantam and Best Bantam Light



Best Standard Light Brahma



Best Standard Dark Brahma



Best Standard Columbian AC Brahma



Best Standard Self Colour AC Brahma



Best Standard Barred AC Brahma



Best Standard AOC Brahma



Best Bantam Dark Brahma



Best Bantam Partridge Brahma



Best Bantam Columbian AC Brahma



Best Bantam AOC Brahma



Best Bantam Barred AC Brahma



Best Work In Progress

Cochin



Champion Cochin and Best AOC
Cochin



Reserve Champion Cochin and Best
Buff Cochin



Best Work in Progress Cochin

New Club Logo.

With the merging of the two clubs, we are looking at designing a new logo. At this years AGM, we will be having a discussion on what we think this logo should look like and put together the basics that it needs to portrait. If you can't attend and would still like to be involved, email Luke Price or Franz Mahr. they will ensure your ideas are put forward for debate.

Don't forget, the club has both a website
www.brahmacochin.org/

And a Facebook page
[www.facebook.com/groups/
brahmacochinaustralia/](http://www.facebook.com/groups/brahmacochinaustralia/)

Remember to drop by once in a while, both sites are full of useful information and it is always good to catch up with friends, and talk through any issues, problems or ideas with other breeders or enthusiasts.

My incubation process - from start to finish

By Mellissa Mathe

My method may vary a bit from the proscribed incubation process so I will try to break it down into small steps to make it clear.

1. I collect the eggs each day from my four pens, they are all labeled with the date and which pen they came from. They are then placed in an egg carton pointy end down and put in a cool room, I use my ensuite. These eggs are turned three times a day until they go into the incubator for setting. Normally the eggs would be set within 5 to 7 days.
2. Once I have enough eggs to set, they are labeled with a lockdown date. Unlike a lot of people I put my eggs in lockdown on the 19th day not 18th. So for example if I set my eggs on the 1st of June my lockdown date will be the 20th. I can hear everyone now saying "isn't that the 20th day?" I count the first day as being the 2nd of June as they have now been in for 24 hours.

This is my process for incubation it will be quite different from most. I have three incubators, and all my eggs will go through each incubator during their cycle. I am on my 20th hatch this season and have improved a lot since my 1st.

Firstly they are set in my Rcom 50, the temperature is set at 37.5 and humidity 45%. This incubator has a belt running the whole length and width of the machine and automatically turns the eggs, horizontally. The eggs are placed on their side, pointy end to pointy end or round end to round end. The belt is set to turn the eggs every hour and once a day I manually flip them top to bottom. This is done at no particular time of the day. The eggs stay in the Rcom on average for about 7 days.

Around the 7th day I candle the eggs and move the viable ones into another incubator the JN8-48. I have the temperature set the same as the Rcom so 37.5 degrees and humidity 45%. The eggs sit vertically in this machine and I turn them top to bottom three times a day, morning, afternoon and just before bed. The reason I always turn three times is so that one night the pointy end will be facing up the next night pointy end will be down, I am trying to get close to even time for each end. The turning system in this machine just swayed the eggs from side to side, I was finding I loosing chicks in lockdown so I took this system out and turn them manually.

Problems to look for when candling during incubation



No veining in egg, indicating a dead embryo



Embryo potentially stuck to shell.



Dislodged air sack

As stated at the start of this article I don't put my eggs into lockdown until the 19th day. So on the 19th day I move them to my "hatcher" the Bellsouth 100 Basic Manual Turn Incubator. This machine is quite basic, no digital readers, I fill up the large water well which makes the humidity around the 70% and have the machine set to 39 degrees as recommended (Note the increase in temperature). Then I wait for the eggs to start hatching.

I often get asked do I "help" the chick to hatch if I think it is in trouble. I have learnt that "helping" a chick to hatch is not helping at all. The only thing I ever do now and only if the egg is taking a long time to hatch after pipping is, look inside the hole where the chick has pipped, if I can't see a beak I carefully and slowly remove a small amount of shell as possible to clear the beak so I know the chick can breathe. I do this very carefully and try to not disturb the membrane around the chick as this will bleed. Then I put the egg back in the incubator and wait for it to hatch. Allowing the chick to kick its shell off is a very important part of its development, so I don't interfere with that.

I noticed when I first started that I was losing up to 25% of fertile eggs from day 7 onwards. So I knew the eggs were ok at the start but I was doing something during the process that was not correct. Once I started rotating the eggs in the way I have stated above I saw a huge increase in the success of my hatchings maybe losing on average 12%. Then I decided I would get an incubator to use only as a hatcher, and 4 out the 5 of my latest hatchings have been 100% successful. I did lose 2 chicks from the hatch when we had the power go out for 32 hours, lucky I had a generator or I might have lost them all.


I know all of this seems like a lot of fiddling around, and as someone pointed out to me I am lucky I am able to be at home to do the manual turn in the middle of the day, but hey, when you are on a good thing stick to it. I continue to have a great hatch rates and very high fertility, the fertility I put down to using young birds, diet and putting a vitamin and mineral supplement in their water. The high hatch rate, in my opinion is due to setting extremely fresh eggs and turning them the way I do, of course this is only my opinion.

Once a chick has hatched I always leave it in the incubator to dry off before transferring it to the brooder. I made a partition that I can put in between the eggs and chicks if the early hatchers start interfering with the eggs. I have two brooder boxes, the first one is for hatchlings to the age of 2 weeks. I have no problems integrating these ages at all. My second brooder box is for 2 week olds to around a month. Both of these brooders have lights on 24 hours a day, as recommended from another breeder to promote feeding and increase size. All my chicks have a vitamin and mineral supplement added to their water from day 1.

I set the temperature at around 32 degrees in the first brooder and this stays constant as the box is quite closed in. The second brooder is quite a bit bigger with a heat lamp at one end and more ventilation, allowing the chicks to stay warm if needed but also move out of the heat getting them ready for when they move outside.

I have attached some wonderful photos of candled eggs taken during the incubation period. These photos were taken by Jade Stephens, thanks Jade for giving me permission to use your photos. **Please note:** these eggs are silkie eggs, I find that in both my Brahma and Cochin eggs I don't really start to see anything until day 4 and even then it is less than these photos on day 3. If you are new to incubating don't be surprised if you really don't see much until around day 7.

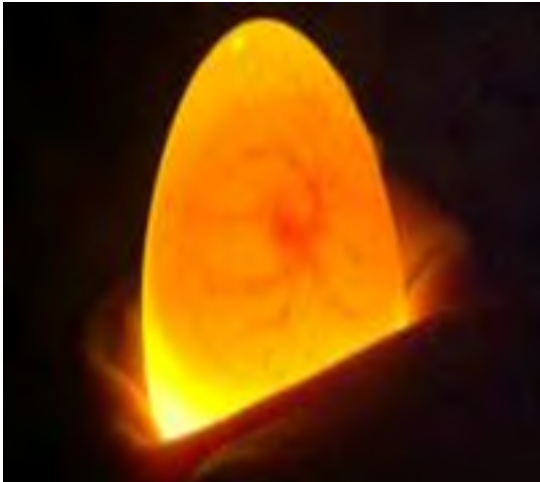
Egg development during incubation



24 hours into the incubation



Day two



Day three



Day four




Day five



Day six



Day seven



Another egg at Day seven



Day eight



Day nine



Day ten




Day eleven




Day twelve



Day thirteen




Day fourteen



Day fifteen




Day sixteen



Day seventeen



Day eighteen



Day nineteen



CANBERRA QUEANBEYAN POULTRY CLUB Inc.
2013 ANNUAL & RARE BREED SHOW and EXHIBITION
POULTRY SALE incorporating The Brahma Club of Australia and Coch
Breeders Group of Australia Annual Show

4 August 2013 at Queanbeyan Showground

We've now made it easier to ENTER and PAY.

Send an email with your name, phone number and entries, listing one entry per line with class number only to:

entry@cqpoultryclub.com

and direct deposit your payment to:

Name: **Canberra Queanbeyan Poultry Club**
BSB: **805 022**

Account No: **03388931**

You can also make your payment in person at any branch of CommunityCPS Credit Union.

IMPORTANT: Please use your full name as the deposit reference so we can match your payment to your entries.

If you enter by email, please do NOT send paper entries.

All other show conditions apply.

2013 SHOW SECRETARY:

Peter Shands A.H. (Ph. 02 62976056)

Email: peter.shands@bigpond.com

RULES AND INSTRUCTIONS

Entries to: The Show Secretary, PO Box 6092, Queanbeyan East, NSW 2620

Entries close: SATURDAY 27TH JULY 2013

Entry fees: \$2.00 per entry. Entry fees MUST accompany entry form. Phone entries will NOT be accepted under any circumstances. **Direct deposit payment is available.**

Penning: Exhibits must be penned by 9 am. Birds not penned by this time will not be permitted into the pavilion. Penning is available on the Saturday afternoon 2pm to 5pm.

Show rules: This show is conducted under the rules of the EPA of NSW.

SPECIAL CONDITIONS

1. Classification of Rare Breeds is made at the discretion of the Canberra/Queanbeyan Poultry Club (based on the breeds shown locally over previous years) and in no way reflect classifications made by any other body or organization. Submission of an entry in this competition is deemed an acceptance of this rule. Protests or complaints regarding the classification of Rare Breeds based on classifications made by any other body or organization will not be accepted.
2. Breeds that are deemed "**Rare**" for the purposes of this show are marked in **bold italics**.
3. Birds in non-rare classes are not eligible for special awards set aside for Rare Breeds.
4. AOC and AC classes are for recognized colours only for which a colour description exists in the Australian Poultry Standard or the Standard from the country of origin for the particular breed.
5. Junior exhibitors must prepare and pen their entries. Juniors will compete in General Classes. Juniors must be under 12 years old on the day of the Show. All junior exhibitors will receive an Encouragement Award.

JUDGING PANEL - 2013

Softfeather: Mr. Kevin Collins (Churchill, Victoria), Mr. David Geering (Dubbo, NSW)

All hardfeather: Mr. Neville Chislett (Carrajung, Victoria)

Waterfowl: Ms. Tabitha Bilaniwskyj - Zarins (Candelo, NSW)

SPECIAL AWARDS

Best of Breed Award where there are eight or more entries per breed. + Numerous other prizes.

• BEST IN SHOW:

• CHAMPION SOFTFEATHER:

• Reserve Champion Softfeather:

• CHAMPION HARDFEATHER:

• Reserve Champion Hardfeather:

• CHAMPION WATERFOWL:

• Reserve Champion Waterfowl:

• CHAMPION RARE BREED:

• Reserve Champion Rare Breed:

SASH

\$60 plus SASH

\$30 plus SASH

\$60 plus SASH

\$30 plus SASH

\$60 plus SASH + FRAMED PHOTO

\$30 plus SASH + FRAMED PHOTO

\$60 plus SASH + FRAMED PHOTO

\$30 plus SASH + FRAMED PHOTO

• HIGHEST PLACED JUNIOR ENTRY

• Best Softfeather Large;

• Reserve Softfeather Large;

• Best Softfeather Bantam;

• Reserve Softfeather Bantam;

• Best Hardfeather Large;

• Reserve Hardfeather Large;

• Best Hardfeather Bantam;

Plus: Col Murphy Perpetual Trophy for Best Hardfeather Bantam (Winners name on shield)

• Reserve Hardfeather Bantam:

BOOK PRIZE & SASH

\$50 plus SASH + FRAMED PHOTO

\$25 plus SASH + FRAMED PHOTO

\$50 plus SASH + FRAMED PHOTO

\$25 plus SASH + FRAMED PHOTO

\$50 plus SASH + FRAMED PHOTO

\$25 plus SASH + FRAMED PHOTO

\$50 plus SASH + FRAMED PHOTO

\$25 plus SASH + FRAMED PHOTO

• Champion Softfeather Rare Breed:

\$10 plus SASH

• Champion Hardfeather Rare Breed:

\$10 plus SASH

• Champion Waterfowl Rare Breed:

\$10 plus SASH

Where a section has less than 15 entries, monetary prizes will not be awarded for that section. In such an event, non-monetary prizes will still be awarded.

Another special award (\$50.00 and a SASH): "The Lucy Gordon Prize" for the Best Bird other than Black or White will be judged from the General Classes on behalf of Lucy by Mr. Jim Fletcher of Cooma N.S.W.

Brahma and Cochin Standards and Colour guide

I recently had the opportunity to talk with David Plant, who after years of work, has recently published 'The Pekin Bantam, the complete handbook for breeders, exhibitors and judges.' This got me thinking about what our club's needs are. One of the most common questions asked on the Facebook forum is "What is the difference between Brahma and Cochin and what colour is this?" We can refer people to the National Standard, but a lot of the colours we currently have and are developing aren't listed. So where does this leave our club?

As part of the consolidation of our club, I would like to see a written document that will offer guidance to breeders in how a pattern or colour should be expressed, as well as exactly what shape of our two breeds should be.

We are very fortunate and have been granted permission to use the definitions used by David Plant, this will streamline the process and is a fantastic starting point for writing this Australian guide. I personally think it should include photographs of all accepted club colours/patterns, detailed photographs/pictures of key Brahma and Cochin features, such as combs, wattles, leg colour etc, but all of this will take time and a lot of members support.

I believe all club members need to participate in this project and over the coming months, an online survey will be created and all financial members will be asked to supply comment to help ensure this guide is what our members need.

Anyone who would like to be involved needs to contact myself (Franz) or Luke.



Does the diet of adult birds affect chick development?

By Franz Mahr

What we feed our adult birds really does make a difference to their chicks. Standard layers pellets are designed to produce eggs and a healthy bird from minimum protein consumption. This is fantastic if you want to minimise cost, maximise egg return and you are only using the eggs for eating, but when it comes to hatching chicks, things need to be changed a bit.

There is a lot of literature around on improving hatch rates and health of chicks at hatch based on the hen's diet. The main benefits seem to come from an increase in protein, which makes sense, if you provided a bit of bonus protein then the hen can use these reserves to produce a higher quality yolk with which to feed the developing chick. With this in mind, I looked at a range of products which would not only bolster protein (this is easily done with meat and bone meal) but also supply a range of other essential vitamins and minerals. There are a myriad of animal supplements around, but simple and easy to source products were what I wanted.

I started talking to other poultry breeders to see what they were using and I was told about a horse product called livamol and on investigation it seemed like a good way to increase the vitamins and minerals to my birds but at a high cost. On talking to my feed suppliers about this problem they recommended trying a very similar product called Groom which was about half the price but with a very similar breakdown of vitamins and minerals.

Next I wanted to increase fat and Linoleic acid which is linked to increased egg size (Menge 1968). Coprice Rice Bran seemed to be the product with the most potential, as it is a highly digestible food that is rich in both fats and Linoleic acid (Omega 6). Protein levels needed a boost as well so the addition of meat meal would help increase this essential component. With these three additional products I determined that by blending these with my grain mix (see below) at a 40%(Rice Bran):20%(Groom):20%(Meat meal):20%(grain mix) I would be supplying my birds with a fairly well balanced supplement (see appendix 1). This mix is supplied separate to their normal feed, next to their shell grit so it can be eaten in an adhoc fashion by the birds and is supplied during moulting and more importantly, during egg collection for incubation. After 2 years of supplying this mix the birds definitely have peak times of usage and these are associated around egg production and moulting, so the birds seem to think they need it. Also egg size is up around the 60-65gm mark.

There are other benefits as well, foot feathered birds are thought to make choices while in the egg in regards to toe length and abundance of foot feather. We all know short outer toes are a problem in our breeds and total egg nutrition could be one of the factors that drives this. The genetic links are clear and well understood and I'm not saying a nutrient loaded egg will solve this problem BUT it may help increase toe length slightly in these genetically affected birds and show the maximum potential in toe length, not the minimum. But if nutrients are low in the egg, and your birds don't carry the genes responsible for short outer toes, then there could still be a tendency for shortened toes, which could lead to all sorts of confusion. It could also be the difference between keeping and culling a bird!

Other benefits apply to the Rooster, they will enjoy the addition of extra protein

to their diet, and along with all the extra vitamins and minerals, it will help them prepare for the coming breeding season, but most studies show a lower protein diet whilst breeding improves fertility, but for the other benefits I am prepared to take one small side effect.

One thing this supplementary diet doesn't do is improve the electrolyte and amino acid levels in my birds diet. Again there is strong evidence showing improved feed conversion rates when amino acids are added to their diet (Featherston et al 1962), allowing bird to make better use of their available feed, plus the addition of amino acids not available in their standard diet. This I add via a soaked grain mix, starting one week before egg collection for incubation and continuing until I finish for the season.

Supplementary Diet	Amount
Protein	21.88%
Fat	11.73%
Calcium, %	3.06%
Phosphorus, %	1.77%
Potassium, %	0.09%
Magnesium, %	0.23%
Sodium, %	1.00%
Sulfur, %	0.03%
Copper, ppm	91.11
Iron, ppm	190
Manganese, ppm	230.858
Selenium, ppm	1.5146
Zinc, ppm	277.052
Cobalt, ppm	0.75172
Molybdenum, ppm	0.0768
Vitamin A, IU/kg	15000
Vitamin D3, IU/kg	3000
Vitamin E, ppm	111
Vitamin B1, ppm	18
Vitamin B2, ppm	15
Vitamin B6, ppm	75
Folic Acid, ppm	3
Biotin, ppm	0.2
Niacin, ppm	150
Lysine	0.20%
Pantothenic acid (B5), ppm	25.5
Biotin, ppm	0.24
Linoleic acid (Omega 6)	2.04%

Table 1. Nutritional Information for the Supplementary Poultry Diet

The amino acid blends I have used are the Bellbreeder 200 (BellSouth product) and Solaminovit blended with Recharge (Greyhound electrolyte mix). They are similar products, except the Bellbreeder 200 has the electrolytes included. The mixing rates are based on the total number of Breeding birds you are feeding, includes Roosters. This allows me to supply each pen with an amount of the feed based on number of birds. I use one heaped large serving spoon per two chooks of my soaked grain and this is placed in bowls in their pen.

Every morning I soak the grain mix (using hot or boiling water) for about an hour, once the temperature has dropped to below 40°C the amino acids are added, otherwise they will denature. It is mixed thoroughly and devoured by all. The reason I mix my amino acids into a soaked grain mix is to help ensure every birds gets about the same amount

each day, all my birds love the soaked feed and wolf it down. If you find certain birds are being pushed away, add a second feeding bowl.

Grain mix				
	Wheat (70%)	Corn (20%)	Lupins (10%)	Blended Mix
Protein	12%	9%	32%	13.40%
Fat	3.1%	4.10%	6.50%	3.64%
Calcium, %	0.05	0.03	0.22	0.06%
Phosphorus, %	0.44	0.32	0.3	0.40%
Potassium, %	0.4	0.44	0.8	0.45%
Magnesium, %	0.13	0.12	0.18	0.13%
Sodium, %	0.01	0.01	0.04	0.01%
Sulfur, %	0.14	0.11	0.25	0.15%
Copper, ppm	6.5	2.5	5.2	5.57
Iron, ppm	45.1	54.5	75.3	50.00
Manganese, ppm	36.6	7.9	20.9	29.29
Selenium, ppm	0.05	0.14	0.1	0.073
Zinc, ppm	38.1	24.2	37.5	35.26
Cobalt, ppm	0	0	0.086	0.0086
Molybdenum, ppm	0.12	0.6	1.8	0.384

Table 2. Blend ratios and nutritional values of my Grain mix.

Supplementary Diet	Mix rate:	40%	20%	20%	20%	Amount
	Coprice Rice Bran	Groom	Baiada Meat and Bone Meal	Grain Mix		
Protein	13%	20%	50%	13.40%		21.88%
Fat	17%	6%	15%	3.64%		11.73%
Calcium, %	0.5%	6.25%	8%	0.063%		3.06%
Phosphorus, %	1.6%	1.25%	4%	0.402%		1.77%
Potassium, %				0.448%		0.09%
Magnesium, %		1%		0.133%		0.23%
Sodium, %		5%		0.013%		1.00%
Sulfur, %				0.145%		0.03%
Copper, ppm		450		5.57		91.11
Iron, ppm		900		50		190.00
Manganese, ppm		1125		29.29		230.86
Selenium, ppm		7.5		0.073		1.51
Zinc, ppm		1350		35.26		277.05
Cobalt, ppm		3.75		0.0086		0.75
Molybdenum, ppm				0.384		0.08
Vitamin A, IU/kg		75,000				15,000
Vitamin D3, IU/kg		15,000				3000
Vitamin E, ppm	90	375				111
Vitamin B1, ppm		90				18
Vitamin B2, ppm		75				15
Vitamin B6, ppm		375				75
Folic Acid, ppm		15				3
Biotin, ppm		1				0.2
Niacin, ppm	300	150				150
Lysine		1%				0.20%
Pantothenic acid (B5), ppm	45	37.5				25.5
Biotin, ppm	0.6					0.24
Linoleic acid (Omega 6)	5.10%					2.04%

Table 3. Blend ratio and Nutritional values of my Supplementary Poultry Diet

To get back to my mixing rate, I supply about 0.3gm (or 0.3ml if it is the liquid form) of either amino acid blend per bird per day. If I am using Solaminovit I then add 1ml of Recharge per bird per day as well and as I stated earlier, this starts one week prior to egg collection for incubating and continues until I stop collecting for incubation for the season.

You can follow the prescribed method for supplying these products to your birds, which is to blend it into the birds drinking water, but this is difficult for me as I have the Lubing drinkers set up on 60 litre water tanks, and the amino mix needs to be fresh daily as it goes rancid pretty quickly.

I will continue to monitor the performance of these diets and keep you all informed.

Additional Information.

Regular Adult Feed (maintained throughout the year)

Laucke Xtra egg (15% protein)

Soaked grain mix, comprised of 70% wheat, 20% corn, 10% Lupins* (total blend equals 14% protein) This mix is purchased in bulk from a local grain merchant.

Supplementary Diet Feed Items

Bahia meat and bone meal

Coprice Rice Bran

Ridley Groom

Aminovit (powered or liquid amino acid complex)

Recharge (electrolyte mix)

Bellbreeder 200 (powdered electrolyte, amino acid blend)

* Lupins are a great source of protien but can cause digestive problems if blended higher than 10% of daily intake. (Lupins.org 2013)

References

Featherston W. R, Bird H. R, Harper A. E (1962) Effectiveness of Urea and Ammonium Nitrogen for the synthesis of Dispensable Amino Acids by chicks. The Journal of Nutrition, 1962, 78 pp198-206

Lupins.org (2013) Feed and Food. Livestock feed <http://www.lupins.org/feed/#livestock>

Menge H (1968) Liolineic Acid Requirements of the Hen for Reproduction. The Journal of Nutrition, 1968, 95 pp 578-582

Vietnamese Chicken Baguettes

Ingredients:

- Left over Roast Chicken, shredded
- 1 Cucumber, thinly sliced
- 1 large Carrot, thinly sliced
- 4 long crusty rolls
- 4 tbsp Pate
- 1/2 cup Coriander Leaves, washed and dried
- 2 long Red Chillies, thinly sliced (optional)
- 4 tbsp Kewpie or Egg Mayonnaise

Chicken Sauce: (Vary amounts to taste)

- A Drizzle of Fish Sauce (it's a personal thing)
- ½ tsp Honey
- 1 tsp Water
- 1 tbsp Lime or Lemon Juice
- ½ tsp White Pepper

Pickling Solution:

- 1/2 cup Vinegar
- 1/2 cup Water
- 1 tbsp Sugar
- 1 tsp Salt

Method:

- 1.** Place fish sauce, lime juice, honey, water and white pepper in a mixing bowl and stir well to combine. Add chicken and mix well. Set aside.
- 2.** Place medium sized saucepan on medium heat. Add all pickling solution ingredients and stir until the sugar dissolves. Remove from heat and pour into a bowl. Add carrot and cucumber to pickling solution, allow to sit for 15 minutes before draining, then set aside.
- 3.** To prepare, spread 1 tablespoon of pate and mayonnaise on either side of the baguette, top with a generous amount of sliced chicken, coriander, pickled carrot and cucumber and chilli.
- 4. Serve immediately and enjoy!**

Membership Form



Please photocopy this page or download from our website, fill out your details and mail your cheque or money order to

Secretary: Luke Price
The Brahma Club of Australia
Unit 1, 8 Leane Ave, Glenelg North, 5045 SA
brahmacochin@gmail.com
PHONE 0431 346 326

Membership fees can also be paid by direct deposit (details below)

**Required Information*

*NAME (Mr / Mrs / Miss / Ms) _____

*ADDRESS: _____

*STATE _____

*POST CODE _____

*TELEPHONE

*Home _____

Mobile _____

FAX No _____

*EMAIL _____

We don't hand out any personal details without your prior consent

ANY OTHER COMMENTS _____

Would you like to be added to the Breeders Directory on our club website? YES / NO (please circle)

BREEDS KEPT (please include colours and state if standard or bantam). _____

THE MEMBERSHIP YEAR RUNS FROM THE FIRST SUNDAY IN JULY. FULL MEMBERSHIP IS \$15 per ANNUM AND JUNIOR MEMBERSHIP (UNDER 16 yrs.) IS \$7.

ALL CHEQUES TO BE MADE PAYABLE TO "THE BRAHMA CLUB OF AUSTRALIA"

Membership of the Brahma Club of Australia entitles you to membership of the Cochin Breeders group of Australia.

Paying by Direct Deposit

Send an email with the required information and other details requested above to brahmacochin@gmail.com or post a completed membership form, and direct deposit your payment to our Bendigo Bank Account:

Name: The Brahma Club of Australia

BSB: 633-000

Account No: 110892072

IMPORTANT: Please use your full name as the deposit reference so we can match your payment to your email or posted membership form.

Contacts

President / Treasurer

Brahma Club of Australia

Bryan Jon

P.O. Box 64

Cann River

VIC 3890

Phone: 0415303464

bjm@activ8.net.au

Vice President

Paul Rodgers

265 Creswick Rd

Clunes

VIC 3370

Phone: 0427732270

buffcochin@gmail.com

The Secretary

Luke Price

Unit 1 / 8 Leane Ave

Glenelg North

SA 5045

Phone: 0431346326

brahmacochin@gmail.com

The Editor

Franz Mahr

117 Barretts Rd

Langwarrin South

VIC 3911

Phone: 0419878366

thatbrahmaguy@tpg.com.au

Contact The Secretary for membership enquiries and payments, website related enquiries or updates, matters relating to Facebook, annual show matters and other general enquiries.

Contact The Editor for additions to our newsletter and other publication matters

