

Staten Island Camera Club

Serving the Staten Island community since 1954.

THE
Clix



May 2022

Up Coming Events: Next Competition - September 2022-schedule to be announced shortly

June 9, 2022 - Critique Night - Via Zoom - all members are invited to Participate - 8PM

June 12th - Snug Harbor Meadow Landscape Shoot- Reserve a spot on Meet-up Click [here](#).

July 14th - Critique Night - Via Zoom - all members are invited to Participate - 8 PM

August 11th- Critique Night - Via Zoom - all members are invited to Participate - 8 PM

President's Message by Dennis Arculeo

Well we are at the end of our regular season. It went by too fast, seems like it was September only a week or so ago. We have had our End of the Year Competition and a Special thanks to Ellen Stein for judging this month's images. The winning and Honorable mention images can be found starting on page 2 of this issue. First up are the Assigned Subject winners. Then the Color and Monochrome follow afterwards. I would also like to give a hardy thankyou to Carol Mayr our competition chairperson-Treasurer and Secretary, Eric Mayr our 1st VP, Len Rachlin our 2nd VP, and the other members of our board of directors for their support and assistance in getting us to the finish line. I also am thankful for the pa-

tience and skills of my wife Lauren who does a great job with the digital image competitions that we broadcast on Zoom. It ain't easy. We are in the planning stages for next season and are asking all our members to participate in that endeavor. You can find next season's Assigned Subjects at the bottom of page 8. I suggest that you take the opportunities that summer brings to get an advanced start on capturing your images.

We will be offering some summer Critiques sessions, as well as some group activities, that will allow you to gather outdoors and create some awesome photographic imagery. Just look for our emails for details. Have a restful but creative summer, stay well and we are looking forward to you coming back next fall.

Awesome Summer Photography Ideas to Try Yourself

There are so many summer photography ideas waiting for you, it could be overwhelming. Here we picked the most interesting photography ideas you can try.

1. Never Stop Exploring

Most of my weekend road trips with friends took place in summer or early autumn. I'm a still life person, so I didn't even take my camera with me. For photographers who look for genuine emotions and authentic scenes, summer journeys are a perfect gift. You don't even need to travel far away. Visit a small village near your city. Check out the other bank of the river you see every day or visit your grandma. Take a car or buy a train ticket, invite your friends.

2. Play With Vivid Colors

In addition to other perks, summer is a perfect time to

change your usual color palette a bit. You can give it a more vivid and bright feeling. You can start by making a travel flat lay using a high color contrast. Pick a bright background, add some paper tropical leaves and a pair of sunglasses. Then add a red passport or a blue wide-brimmed hat. Shoot directly from above. Throw some more complementary colors. Rinse and repeat.



3. Create Silhouettes at Sunset

If you're a landscape photographer, you can document an entire summer only in sunsets. It will be a fantastic art project on its own merits. Summer sunset is also a perfect time for a specific variety of portrait and conceptual photography, namely silhouettes. Capturing nothing but your subject's silhouettes is a powerful technique to tell a story.

Continued on page 11.

Assigned Subject Digital Awards – End of the Year Image Gallery

First Place




Dennis Arculeo - Reflections - Rainy Night at the Colosseum

Second Place



Len Rachlin - Negative Space-Floating in Space

Third Place



Larisa Livshits - Golden Pollen on Peony

Assigned Subject – End of the Year Image Gallery



Diane Griffiths - Old Architecture 1888 Rawlings Conservatory in Baltimore


Honorable Mention



Joe Sorge - Reflections Silver Lake



Lauren Arculeo - Water in Action Mount Morency Falls Canada



Dennis Arculeo - Water In Action -Watkins Glen Main Falls



Marianne Bury - Water in Motion Gushing and Bubbling



Assigned Subject Digital Awards – End of the Year Image Gallery

Honorable Mention



Sue Svane - Old Architecture Venice, Italy



Marianne Bury - Reflections Image in a Side View



Jim Carroll - DuoTone Palace of Charles V




Jim Carroll - Water in motion Generalife II



Michael Arculeo - Duo Tone Game Night

Color Digital Image Competition - End of the Year Images Gallery

First Place



Len Rachlin - Gorgeous Dahlia

Second Place



Dennis Arculeo - Lean Pickings

Third Place



Dennis Arculeo - Preparing to Leave the Nest

Color Digital Image Competition - End of the Year Images Gallery

Honorable Mention



Larisa Livshits - Beautiful Rose



Dennis Arculeo - Embraceable Moment_



Lauren Arculeo - Enjoying the flowers



Sue Svane - Rebecca



Color Digital Image Competition - End of the Year Images Gallery

Honorable Mention



Larisa Livshits - Beautiful Leaf



Jim Carroll - La Serenissima Sunset



Len Rachlin - Still Life with Apples, Books and Vase



Joe Sorge - A Peace Lily




Sue Svane - Apple Delivery

Color Digital Image Competition - End of the Year Images Gallery

Honorable Mention




Jim Carroll - Plaza delas Armas Alcazaba



Lauren Arculeo - Chrysanthemum



Marianne Bury - Reflections in a Manhole Cover



Joe Sorge - Monarch Butterfly

2022-2023 Assigned Subjects

Month

Silhouettes	September 2022
Any Animal	October 2022
Pier's or Jetties	November 2022
House Interiors	January 2023
Windows/Doors	February 2023
Any Macro with an insect	March 2023
Color: One color to bring out the Main subject	April 2023



Dennis Arculeo - Boattail Auburn

Monochrome Digital Image Competition - End of the Year Image Gallery



First Place


Dennis Arculeo - Embrace

Second Place



Dennis Arculeo - New White Dahlia

Third Place



Dennis Arculeo - Monument Valley Mitten

Monochrome Digital Image Competition - End of the Year Image Gallery

Honorable Mention



Sue Svane - Symmetry



Sue Svane - Studebaker



Len Rachlin - Still Life with Classic Vase and Apples



Joe Sorge - Audrey



Marianne Bury - Under the Freddie Sue Bridge



Lauren Arculeo - Mr. Kolawole

Monochrome Digital Image Competition - End of the Year Image Gallery

Honorable Mention



Lauren Arculeo - St Annes Shrine Church



Jim Carroll - Daybreak on the Grand Canal



Dennis Arculeo - Whose There

Awesome Summer Photography Ideas to Try Yourself

Continued from page 1.

You can make almost anything into a silhouette. Silhouettes can't draw on the colors or textures to hold the interest of your viewer. Make sure you choose a strong and recognizable shape. Make sure the silhouette is distinct, especially if it overlaps with other forms.



Turn your camera flash off, and go exploring a new two-dimensional world!



4. Try Some Unique Food Typography

An abundance of berries and flowers invites you to try your hand at food typography or any other kind of real type. The first thing that jumps into my mind is writings on wet sand at the beach. But we shouldn't stop here!

Try arranging a couple of nice words with blades of grass and some dandelions. Try to write something about hot weather with melting gelato. Or use all the cherries you can to say Yummy. That would be enough for a start.

5. Look for the Beauty in Details

This may be one of my favorite summer photo ideas. Take your camera, go for a walk, try to find details that encapsulate summer with all its lightheartedness and fun.

Look for surfboards leaning to a sunlit wall. Or for a bubble wand forgotten on a fountain rim. Find a weird baseball cap or a pair of sunglasses of a mannequin in a display window. Think what summer means to you, and then look for a detail that can represent this feeling. Even if you won't be able to find a gorgeous shot, you will have a perfect diary of your own summer.



6. Don't Forget About Popsicles



I can't imagine summer days without some cold dessert! It always awakens pleasant memories. I love to work with them even if they're melting fast. There are many ways you can make a popsicle a hero of your photo. First, dive into food pho-

Continued on page 12.

Awesome Summer Photography Ideas to Try Yourself

Continued from page 11.

tography and try to take the most delicious photo ever. Second, attempt something more complicated, creating a story around your main object. Here's a story of summer homework assigned to a sweet tooth. And finally, you can take an ice cream cone. Fill it with anything you like, anything that reminds you of summer and childhood. Flowers, toys, notes, etc. Create your own summer flavor!


7. Look Up!

Here's another summer challenge for you. Look up, photograph summer scenes and details from an unusual angle. Shoot sunlight walls of houses. Photograph patches of sky visible through branches of trees. Look at the clouds! The summer sky is always fantastic! Go to the city centre, go to a park, go to a forest and look up! Take photos of something interesting above you.



8. Create Playful Splashes

It's sunny enough outside to try capturing the splash without impulse lighting, only by fast shutter speed. Take your favorite Drink or glass of ice water and try adding to it a splash of orange juice or a soda! Often, splash photography relies on special lighting. Impulse lights (like speedlights) provide a short speed duration. The liquid appears to be frozen in motion.



Doing this thick with shutter speed is hard because there's often not enough light. But summer has light in abundance!

Set your shutter speed at least on 1/4000 and try this splash photo you always wanted to take!

9. Chill With Cold Drinks

Staying hydrated is important for any human. And taking shots of beautiful drinks is fun! Pay close attention to your styling, pick the best leaves and berries. Make sure



your ice cubes are transparent and crisp. Try to keep your light source from the back of the glasses, so they appear glowing and shiny. The easiest way to do it is to arrange flat lay patterns on a variety of vivid backgrounds.



Get a tripod, check a color wheel to find the best combinations and start creating!

10. Play With Colorful Summer Food



It's a perfect time for food photography! Ripe fruits are everywhere, and they are also affordable. Find your favourite recipes or photograph fruits as they

are, in all their natural beauty. Another thing you can do is to show the ingredients of your favorite fruit salad. For this photo, I used a brick of floral foam you can find in any big flower shop. It's perfect for holding small items like a fork, even with some fruits on it. I placed my fork into the floral foam brick, pierced a fruit on it and used long needles to fix smaller fruits steady. Add some water splashes (or maybe a proper dressing?) and voila, your fruit salad photo is ready!

Conclusion

The most important thing about summer photography is remembering the real treasures. Sure, the technical stuff is important. But why you want to take your photos in the first

place and what stories you're trying to tell is paramount. Go out and enjoy your summer. Take a stab at the assigned subjects for next season. Remember that Summer is the best time to get a head start on them, Sept. will be here before you know it. Anyway take some awesome photos and have lots of fun! Summer time comes but once a year.

General Information

Important SICC Websites

Staten Island Camera Club Website

<https://www.sicc-photography-club.com/>

Image Critique Meetup Website

<https://www.meetup.com/Image-Critique-Meetup/>

Staten Island Camera Club Meetup/FSM

<https://www.meetup.com/Staten-Island-camera-club/>

Email us at:

info@sicc-photography-club.com

Note: All [Blue](#) characters are Hyperlinks.

Ctrl Click with mouse or tap your stylist to follow the links on-line.

Competition Guidelines

There are six categories to submit into for a monthly competition. You can enter 2 Color Digitals, 2 Color Prints, 2 Mono Digitals and 2 Mono Prints, as usual (8). And now you can also enter in the Assigned Subject category two Digital and two in Print. (Which equals a total max of 12 images per competition)

You are permitted to make up One missed Regular competition in each of the categories that you are participating in; except for the Assigned Subject Competitions, which can not be made up.

Digital entries must be submitted by 11:59 PM on or before the Tuesday evening prior to Thursday's competition, using the upload procedures established by the Photo Contest Pro website.

All print entries must be submitted and ready for Competition by 7:45 PM on the night of the Competition. Print Entry Sizes: Printed images will be no less than 8x10", but not more than 13x19". Prints must be mounted on a board and can be single matted. Over all presentation size including the mat or backing board should not be less than 10X12" nor any larger than 17X22." Commercially available mats for 8x10" sized prints are generally 11x14" with an opening for 8x10" prints and are available in local stores or on-line.

The upper rear Left Hand corner of the print must contain our competition label filled in with the image's Title, Member's Name and the Color/Mono Category; checked in the appropriate box. Assigned Subjects are not numbered. The entry # on the Label (#1 or 2), must correspond to what is printed on the scorer's sheet.

All images, both Digital and Print, will follow the same scoring scheme. First Round entries that are scored a "6" or less will be dropped, any image scored a "7" makes it into the 2nd Round. During the 2nd Round the Judge will re-score the Photo and will either keep the "7" Score or raise it to an "8" gaining an "Honorable Mention" or a "9" which is the designation for an Best in show "Award".

Once a Photo receives an "Award" (9) it will be retired and may not be re-entered into any future regular Monthly Club Competition in the same or any other category. Any 9's earned during the season can compete with other photos in the Photo of the Year competition. Photo of the year winning images also will be retired and restricted in the same manner as above.

Any color Digital, or Print that received a 7 or 8 may not be re-entered into competition in the same season in the same category. However it may be re-entered in a succeeding season, only once, in a different category.

Competitions are held in the Harbor Room, Snug Harbor Building G, on the third or fourth Thursday of each month at 8 PM. (See our Schedule on our Website for exact dates and times.)



NJFCC News

For

IMPORTANT ANNOUNCEMENTS

Visit NJFCC

<http://www.njfcc.org/>

The NJFCC is comprised of member clubs in New Jersey and surrounding areas. Its purpose is to bring together individuals and clubs who share a common interest in photography, to establish a learning environment and spread the knowledge, skills and the joy of photography. Affiliated club members may enter inter-club digital and print competitions scheduled throughout the year.

Club Officers for 2022-2023

President: Dennis Arculeo

1st Vice President: Eric Mayr

2nd Vice President: Len Rachlin

Treasurer: Carol Mayr

Secretary – Debbie Killen

Clix Editor: Dennis Arculeo

Competition Chair: Carol Mayr

Facebook: Charlie Di Bartolo

Projectionist: Lauren Arculeo

Mike Miglino Print Competition Chairman