


Welcome to GHWC's Virtual Vacation Bible School 2020  
B.I.B.L.E. - Basic Instructions Before Leaving Earth



*Bible fun for everyone!*

This year we are excited to offer a **VIRTUAL VACATION BIBLE SCHOOL—For ALL AGES! That means you!**

**What does this mean?**

Beginning July 5th, you are invited to pick up an **EXPLORATION PACKET** each Sunday after **DRIVE IN WORSHIP SERVICE** or our **GHWC Facebook page**. Each week's packet will include an exciting Bible Lesson for you and some activities to challenge you!

We will conclude our Vacation Bible School Exploration with a **DRIVE IN AWARDS PARTY** at GHWC on Sunday, August 2nd after **DRIVE IN WORSHIP SERVICE** (around 11 a.m.).

**How do you get involved?**

Just pick up a packet, begin exploring, and have fun!

**Learning Objectives:**


1. Each student will be introduced to the purpose of the Bible, the Books of the Bible, and the blessing of studying the Bible.
2. Each student will have a basic understanding of the central stories of the Bible
3. Each student will understand that the Bible is the Church's central tool for growing in our relationship with Jesus and with one another.
4. Each student will be celebrated for participating in the Vacation Bible School

**Learning Units:**

- |               |   |
|---------------|---|
| <b>Unit 1</b> | Bible Basics: How is the Bible organized (Old Testament, New Testament, Number of Books, Names of the Books, Who Wrote the Bible?) – Week 1: July 5th |
| <b>Unit 2</b> | Old Testament Bible Story 1 – Adam and Eve – Week 1: July 5th   |
| <b>Unit 3</b> | Old Testament Bible Story 2 – Abraham and Isaac – Week 2: July 12th   |
| <b>Unit 4</b> | Old Testament Bible Story 3 – Moses and the Children of Israel – Week 2: July 12th  |
| <b>Unit 5</b> | New Testament Bible Story 1 – Mary, Joseph, and Jesus – Week 3: July 19th   |
| <b>Unit 6</b> | New Testament Bible Story 2 – Jesus and the Disciples – Week 3: July 19th   |
| <b>Unit 7</b> | New Testament Bible Story 3 – Jesus' death and resurrection. – Week 4—July 26th   |

**Your Virtual Vacation Bible School EXPLORATION TEAM**

Bro. Dr. Albert Davis—Sunday School Superintendent  
Sis. Tori Alexander—Education Coordinator  
Sis. Jewell Stanley—Age Level and Family Ministries Coordinator  
Rev. Angela Ford Nelson—Pastor



## **GHWC's Vacation Bible School 2020**

### **Unit 1: Bible Basics**

#### **What is the Bible?**

The Bible is the compilation of writings from various authors over the course of 3500 years. The Bible is the

inspired word of God transmitted through people. 2 Timothy 3:16—17. It is divided into the Old Testament (or COVENANT) and the New Testament. In the Old Testament, Jesus is anticipated. In the New Testament, Jesus is incarnated, resurrected, and ascended into Heaven—seated at the right hand of God the Father where He intercedes for us day and night.

#### **Who wrote it?**

Moses - On Tablets of Stone  
Kings & their scribes - On Papyrus & Scrolls  
Judges & Prophets - On Scrolls  
Apostles - In Letters

#### **How did the Bible get into this form?**

The Bible was passed down from one generation to another, first through story, song and memorized passages, then on tablets of stone or Papyrus reeds flattened to form a type of paper. Each book was recorded separately onto scrolls, and compiled by Jewish priests and Bible scholars. Eventually the Bible was translated from its original language, Hebrew, into Greek, then Latin. For years it was kept from the common people because only priests could read Latin. Finally John Wycliff produced the first English version, then William Tyndale wrote a layperson's version and was killed for it. Martin Luther believed everyone should have access to the Bible, so he wrote a version in German and in doing so was excommunicated from the Catholic church. This King James I, ordered the first official version of the Bible in England, known as the "King James Bible."

#### **Why are there so many versions?**

There's not a lot of difference in the various versions, with the exception of the Catholic Bible—The Apocrypha, which includes books that were not generally accepted by the early church leaders. Each translation interprets the original Hebrew or Greek language a little differently, however you will find many versions of the same translation in the book store. Examples of "translations" are: *New International Version*, *American Standard Version*, *New Revised Standard*, *New English Version* and so forth. Some variations of the same translation contain extra study materials, definitions, targeted devotionals, maps and so forth, for example: *The Women's Devotional Bible*, *The Student Bible*, *The Life Application Study Bible* and the *NIV Quest Bible* are all NIV translations. The difference between an actual translation and a paraphrase, for example The Living Bible or The Message, is that a paraphrase is someone's interpretation of the Bible written in everyday language.

## What are the Books of the Bible?

## Why is every sentence numbered?

For the purpose of study, the books were divided into chapters, and the sentences numbered so that people could refer to specific passages.

*See the Bible Crossword Puzzles!*

## What is the Bible All About?

The Bible is the story of God's love for all creation including the people of God. Because of God's lovingkindness and mercy, He created a way for us to be in relationship with Him. When this relationship was broken by sin, He still provided a way for us to be in relationship with Him through sacrifice and obedience to the law. When God found that people would not abide by the law, He gave His only begotten Son, Jesus that whosoever (Jew and Gentile) believes in Jesus shall not perish (because of Sin and Separation from God), but shall have eternal life (Relationship with God now and forevermore). John 3:16.

## How do I get started reading the Bible?

A great way to begin is to listen to a Sermon or Bible Teaching. Write down the Bible verse that is being taught as well as the key points. Then in your quiet time or times of devotion, re-read the Bible verse, your notes and ask God to show you how the verse relates to your life.

## What's the best way to study the Bible?

The Holy Spirit will help you to understand the Bible as you study on your own. Finding a time of the day, and a special place in your home or outside in nature, when you can study the Bible will allow you to grow in faith as you read the Bible Stories. Another important way to study the Bible is in a group where the study leader can help guide the learners. In either setting, whether on your own or in a group, you will want to have a Study Bible, a Notebook, a Bible Dictionary, and an open heart to hear from God.

## For More Information:

"Know Your Bible," Barbour Publishing, Inc., 2008

"How to Study The Bible," Robert West, Barbour Publishing, Inc., 2007

BOOKS OF THE BIBLE					
OLD TESTAMENT - 39 Books			NEW TESTAMENT - 27 Books		
LAW - 5	POETRY - 5	MAJOR PROPHETS - 5	GOSPELS - 4	PAUL'S LETTERS TO FRIENDS - 4	
GENESIS	JOB	ISAIAH	MATTHEW	1 TIMOTHY	
EXODUS	PSALMS	JEREMIAH	MARK	2 TIMOTHY	
LEVITICUS	PROVERBS	LAMENTATIONS	LUKE	TITUS	
NUMBERS	ECCLESIASTES	EZEKIEL	JOHN	PHILEMON	
DEUTERONOMY	SONG OF SOLOMON	DANIEL			
HISTORY - 12		MINOR PROPHETS - 12	HISTORY - 1	PAUL'S LETTERS TO CHURCHES - 9	
JOSHUA		HOSEA	ACTS	ROMANS	GENERAL LETTERS - 9
JUDGES		JOEL		1 CORINTHIANS	HEBREWS
RUTH		AMOS		2 CORINTHIANS	JAMES
1 SAMUEL		OBADIAH		GALATIANS	1 PETER
2 SAMUEL		JONAH		EPHESIANS	2 PETER
1 KINGS		MICAH		PHILIPPIANS	1 JOHN
2 KINGS		NAHUM		COLOSSIANS	2 JOHN
1 CHRONICLES		HABAKKUK		1 THESSALONIANS	3 JOHN
2 CHRONICLES		ZEPHANIAH		2 THESSALONIANS	JUDE
EZRA		AGGAI			REVELATION
NEHEMIAH		ZECHARIAH			
ESTHER		MALACHI			



# OLD TESTAMENT BOOKS

The following books can be found on the word search grid below. Circle the letters that make the word. The letters must be in straight lines, vertically, horizontally, or diagonally. Words may be spelled either forward or backward.

GENESIS	KINGS	SONG OF SOLOMON	OBADIAH
EXODUS	CHRONICLES	ISAIAH	JONAH
LEVITICUS	EZRA	JEREMIAH	MICAH
NUMBERS	NEHEMIAH	LAMENTATIONS	NAHUM
DEUTERONOMY	ESTHER	EZEKIEL	HABAKKUK
JOSHUA	JOB	DANIEL	ZEPHANIAH
JUDGES	PSALMS	HOSEA	HAGGAI
RUTH	PROVERBS	JOEL	ZECHARIAH
SAMUEL	ECCLESIASTES	AMOS	MALACHI

```

M C R O M A D A H A I M E H E N D
A L E V I S K U K K A B A H A S E
L E X O A N I E Z E K I E L L O U
A V C H R O N I C L E S A E H N T
C I H O Z I G C R O M E O U A G E
H T A P E T S E G D U J O M C O R
I I I R A A H O S A M O S A I F O
H C M O E T A G E N E S I S M S N
A U E V S N I O X E X H T U R O O
I S R E O E A B O J M U H A N L M
R Z E R H M S P D A N A L R Z O Y
A A J B E A I N U M B E R S N M E
H C P S A L M S S L E I N A D O S
C H G S E T S A I S E L C C E N I
E A O B A D I A H A N O J A S P S
Z M I A G G A H A I N A H P E Z M

```





# Bible Pathway Adventures

WORD SEARCH

## NEW TESTAMENT BOOKS

R C K J L U K E J S A A V O V K T W L U  
O O V C P M R A M U E M U A U Y H H A D  
M R J W E R E Y R C F P M V Z X E E V N  
A I O M J U D E Y H C D Y R T N S Q X O  
N N C H A X H X I N O H S E E U S S G V  
S T I W S T N X Y M L G Z V N D A H P K  
K H V G O M T O T E O A D E B I L W H X  
T I M R P Q A H G P S C F L Q M O C I Q  
O A H X A H B T E E S W O A V A N Z L Z  
A N Q T Q G I W T W I M Z T O R I O I L  
N S L R N L B L H I A B H I A K A I P J  
J E Y N M W W E E G N Z J O T C N K P E  
O A C T S J Z U G M S G I N J T S L I T  
D G A L A T I A N S O A V O F F C J A I  
Y E G T U O C L W S H N C J N R C S N M  
L J J C X K A Z Z U W H E B R E W S S O  
B Y H O R Q L H E W P X J A M E S N J T  
L H Z D H C V T B F P V G T Z M O V W H  
T K H D E N K W K K P O G U N Z S Q H Y  
R E P H E S I A N S W X G O O P A L V D

JAMES  
PHILIPPIANS  
GALATIANS  
MATTHEW  
ACTS  
PHILEMON


ROMANS  
CORINTHIANS  
MARK  
JUDE  
LUKE  
JOHN

EPHESIANS  
COLOSSIANS  
HEBREWS  
REVELATION  
THESSALONIANS  
TIMOTHY

For more free Bible resources and Teacher Packs including coloring pages,  
worksheets, quizzes and more visit our website at:  
[www.biblepathwayadventures.com](http://www.biblepathwayadventures.com)



# The Books of the Old Testament



Write the names of the books of the Old Testament in their correct order.

1 Chronicles	Job
1 Kings	Joel
1 Samuel	Jonah
2 Chronicles	Joshua
2 Kings	Judges
2 Samuel	Lamentations
Amos	Leviticus
Daniel	Malachi
Deuteronomy	Micah
Ecclesiastes	Nahum
Esther	Nehemiah
Exodus	Numbers
Ezekiel	Obadiah
Ezra	Proverbs
Genesis	Psalms
Habakkuk	Ruth
Haggai	Song of Songs
Hosea	Zechariah
Isaiah	Zephaniah
Jeremiah I	

1. _____	21. _____
2. _____	22. _____
3. _____	23. _____
4. _____	24. _____
5. _____	25. _____
6. _____	26. _____
7. _____	27. _____
8. _____	28. _____
9. _____	29. _____
10. _____	30. _____
11. _____	31. _____
12. _____	32. _____
13. _____	33. _____
14. _____	34. _____
15. _____	35. _____
16. _____	36. _____
17. _____	37. _____
18. _____	38. _____
19. _____	39. _____
20. _____	



# The Books of the New Testament



Write the names of the books of the New Testament in their correct order.


1 Corinthians	Ephesians
1 John	Galatians
1 Peter	Hebrews
1 Thessalonians	James
1 Timothy	Jude
2 Corinthians	Luke
2 John	Matthew
2 Peter	Mark
2 Thessalonians	Philemon
2 Timothy	Philippians
3 John	Revelation
Acts	Romans
Colossians	Titus

1. _____	15. _____
2. _____	16. _____
3. _____	17. _____
4. _____	18. _____
5. _____	19. _____
6. _____	20. _____
7. _____	21. _____
8. _____	22. _____
9. _____	23. _____
10. _____	24. _____
11. _____	25. _____
12. _____	26. _____
13. _____	27. _____
14. _____	





# The Books of the Old Testament



Write the names of the books of the Old Testament in their correct order.

1 Chronicles	Job
1 Kings	Joel
1 Samuel	Jonah
2 Chronicles	Joshua
2 Kings	Judges
2 Samuel	Lamentations
Amos	Leviticus
Daniel	Malachi
Deuteronomy	Micah
Ecclesiastes	Nahum
Esther	Nehemiah
Exodus	Numbers
Ezekiel	Obadiah
Ezra	Proverbs
Genesis	Psalms
Habakkuk	Ruth
Haggai	Song of Songs
Hosea	Zechariah
Isaiah	Zephaniah
Jeremiah I	

1. <u>Genesis</u>	21. <u>Ecclesiastes</u>
2. <u>Exodus</u>	22. <u>Song of Songs</u>
3. <u>Leviticus</u>	23. <u>Isaiah</u>
4. <u>Numbers</u>	24. <u>Jeremiah</u>
5. <u>Deuteronomy</u>	25. <u>Lamentations</u>
6. <u>Joshua</u>	26. <u>Ezekiel</u>
7. <u>Judges</u>	27. <u>Daniel</u>
8. <u>Ruth</u>	28. <u>Hosea</u>
9. <u>1 Samuel</u>	29. <u>Joel</u>
10. <u>2 Samuel</u>	30. <u>Amos</u>
11. <u>1 Kings</u>	31. <u>Obadiah</u>
12. <u>2 Kings</u>	32. <u>Jonah</u>
13. <u>1 Chronicles</u>	33. <u>Micah</u>
14. <u>2 Chronicles</u>	34. <u>Nahum</u>
15. <u>Ezra</u>	35. <u>Habakkuk</u>
16. <u>Nehemiah</u>	36. <u>Zephaniah</u>
17. <u>Esther</u>	37. <u>Haggai</u>
18. <u>Job</u>	38. <u>Zechariah</u>
19. <u>Psalms</u>	39. <u>Malachi</u>
20. <u>Proverbs</u>	

# The Books of the New Testament

Write the names of the books of the New Testament in their correct order.

1 Corinthians	Ephesians
1 John	Galatians
1 Peter	Hebrews
1 Thessalonians	James
1 Timothy	Jude
2 Corinthians	Luke
2 John	Matthew
2 Peter	Mark
2 Thessalonians	Philemon
2 Timothy	Philippians
3 John	Revelation
Acts	Romans
Colossians	Titus

1. <u>Matthew</u>	15. <u>1 Timothy</u>
2. <u>Mark</u>	16. <u>2 Timothy</u>
3. <u>Luke</u>	17. <u>Titus</u>
4. <u>John</u>	18. <u>Philemon</u>
5. <u>Acts</u>	19. <u>Hebrews</u>
6. <u>Romans</u>	20. <u>James</u>
7. <u>1 Corinthians</u>	21. <u>1 Peter</u>
8. <u>2 Corinthians</u>	22. <u>2 Peter</u>
9. <u>Galatians</u>	23. <u>1 John</u>
10. <u>Ephesians</u>	24. <u>2 John</u>
11. <u>Philippians</u>	25. <u>3 John</u>
12. <u>Colossians</u>	26. <u>Jude</u>
13. <u>1 Thessalonians</u>	27. <u>Revelation</u>
14. <u>2 Thessalonians</u>	

## Unit 2: Old Testament Bible Story 1 | Adam and Eve | Week 1



### Quick Quiz from Unit 1—

- What part of the Bible is Genesis in? *The Old Testament*
- What book of the Old Testament is Genesis? *#1*

**Please read Genesis 2:15-20 & 3:1-13, 20-24 (See Below)**

The Lord God put the man in the Garden of Eden. He put him there to work its ground and to take care of it. The Lord God gave the man a command. He said, "You can eat the fruit of any tree that is in the garden. But you must not eat the fruit of the tree of the knowledge of good and evil. If you do, you can be sure that you will die." The Lord God said, "It is not good for the man to be alone. I will make a helper who is just right for him." The Lord God had formed all of the wild animals. He had also formed all of the birds of the air. He had made all of them out of the ground. He brought them to the man to see what names he would give them. And the name the man gave each living creature became its name. So the man gave names to all of the livestock. He gave names to all of the birds of the air. And he gave names to all of the wild animals. But Adam didn't find a helper that was right for him. 21 So the Lord God caused him to fall into a deep sleep. While the man was sleeping, the Lord God took out one of his ribs. He closed up the opening that was in his side. Then the Lord God made a woman. He made her from the rib he had taken out of the man. And he brought her to him. The man said, "Her bones have come from my bones. Her body has come from my body. She will be named 'woman,' because she was taken out of a man." The serpent was more clever than any of the wild animals the Lord God had made. The serpent said to the woman, "Did God really say, 'You must not eat the fruit of any tree that is in the garden?'" The woman said to the serpent, "We can eat the fruit of the trees that are in the garden. But God did say, 'You must not eat the fruit of the tree that is in the middle of the garden. Do not even touch it. If you do, you will die.'" "You can be sure that you won't die," the serpent said to the woman. "God knows that when you eat the fruit of that tree, you will know things you have never known before. You will be able to tell the difference between good and evil. You will be like God." The woman saw that the fruit of the tree was good to eat. It was also pleasing to look at. And it would make a person wise. So she took some of the fruit and ate it. She also gave some to her husband, who was with her. And he ate it. Then both of them knew things they had never known before. They realized they were naked. So they sewed fig leaves together and made clothes for themselves. Then the man and his wife heard the Lord God walking in the garden. It was the coolest time of the day. They hid from the Lord God among the trees of the garden. But the Lord God called out to the man. "Where are you?" he asked. "I heard you in the garden," the man answered. "I was afraid. I was naked, so I hid." The Lord God said, "Who told you that you were naked? Have you eaten the fruit of the tree I commanded you not to eat?" The man said, "It was the woman you put here with me. She gave me some fruit from the tree. And I ate it." Then the Lord God said to the woman, "What have you done?" The woman said, "The serpent tricked me. That's why I ate the fruit." Adam named his wife Eve. She would become the mother of every living person. The Lord God made clothes out of animal skins for Adam and his wife to wear. The Lord God said, "The man has become like one of us. He can now tell the difference between good and evil. He must not be allowed to reach out his hand and pick fruit from the tree of life and eat it. If he does, he will live forever." So the Lord God drove the man out of the Garden of Eden to work the ground he had been made out of. The Lord God drove him out and then placed cherubim on the east side of the



## Unit 2: Old Testament Bible Story 1 | Adam and Eve | Week 1

### Key Concepts:

The Lord God put the man in the Garden of Eden. He put him there to work its ground and to take care of it. The Lord God gave the man a command. He said, "You can eat the fruit of any tree that is in the garden. But you must not eat the fruit of the tree of the knowledge of good and evil. If you do, you can be sure that you will die."

- God put the man in the garden.
- He gave him a job – to take care of the garden.
- God gave the man one rule – don't eat the fruit off of one tree! That's it!
- He also told the man the consequences of disobeying – death!

The Lord God said, "It is not good for the man to be alone. I will make a helper who is just right for him." The Lord God had formed all of the wild animals. He had also formed all of the birds of the air. He had made all of them out of the ground. He brought them to the man to see what names he would give them. And the name the man gave each living creature became its name.

- God notices that the man needs someone else with him.
- He rounds up all of the animals and has the man give them all names. That seems like a lot of names – could you do it?

So the man gave names to all of the livestock. He gave names to all of the birds of the air. And he gave names to all of the wild animals. But Adam didn't find a helper that was right for him. So the Lord God caused him to fall into a deep sleep. While the man was sleeping, the Lord God took out one of his ribs. He closed up the opening that was in his side. Then the Lord God made a woman. He made her from the rib he had taken out of the man. And he brought her to him. The man said, "Her bones have come from my bones. Her body has come from my body. She will be named 'woman,' because she was taken out of a man."

- The man gives all of the animals names, but still doesn't find someone suitable for him
- God made the man go into a deep sleep (the first anesthesia). He took one of his ribs and then closed up the opening.
- Out of the rib, God made a woman. Notice that He didn't create woman. He made her out of something He already had – man's rib.
- Man named her "woman".

The serpent was more clever than any of the wild animals the Lord God had made. The serpent said to the woman, "Did God really say, 'You must not eat the fruit of any tree that is in the garden?'" The woman said to the serpent, "We can eat the fruit of the trees that are in the garden. But God did say, 'You must not eat the fruit of the tree that is in the middle of the garden. Do not even touch it. If you do, you will die.'" "You can be sure that you won't die," the serpent said to the woman. "God knows that when you eat the fruit of that tree, you will know things you have never known before. You will be able to tell the difference between good and evil. You will be like God."

- The serpent comes into the picture and starts twisting God's words around to the woman.
- The woman had not heard the command directly from God, only man did.
- Notice how the serpent went up to the woman to start messing things up.

The woman saw that the fruit of the tree was good to eat. It was also pleasing to look at. And it would make a person wise. So she took some of the fruit and ate it. She also gave some to her husband, who was with her. And he ate it. Then both of them knew things they had never known before. They realized they were naked. So they sewed fig leaves together and made clothes for themselves.

- The woman decided to take the fruit and eat it.
- Then she gave some to the man "who was with her". He must have been standing close by. He ate some too.
- Their eyes were opened and they noticed that they didn't have any clothes on, so they made some from leaves.
- They didn't die right then and there, but now they would eventually die.
- Then the man and his wife heard the Lord God walking in the garden. It was the coolest time of the day. They hid from the Lord God among the trees of the garden. But the Lord God called out to the man. "Where are you?" he asked. "I heard you in the garden," the man answered. "I was afraid. I was naked, so I hid." The Lord God said, "Who told you that you were naked? Have you eaten the fruit of the tree I commanded you not to eat?" The man said, "It was the woman you put here with me. She gave me some fruit from the tree. And I ate it." Then the Lord God said to the woman, "What have you done?" The woman said, "The serpent tricked me. That's why I ate the fruit."
- God is walking in the garden – WALKING IN THE GARDEN! That is the coolest thing I have ever heard of! God was walking in the garden!
- He can't find them – really?
- The man tells God that they ate the forbidden fruit.
- God asks why they did that. Adam says that the woman made him do it and the woman says that the serpent made her do it. Adam named his wife Eve. She would become the mother of every living person. The Lord God made clothes out of animal skins for Adam and his wife to wear. The Lord God said, "The man has become like one of us. He can now tell the difference between good and evil. He must not be allowed to reach out his hand and pick fruit from the tree of life and eat it. If he does, he will live forever." So the Lord God drove the man out of the Garden of Eden to work the ground he had been made out of. The Lord God drove him out and then placed cherubim on the east side of the Garden of Eden. He also placed a flaming sword there. It flashed back and forth. The cherubim and the sword guarded the way to the tree of life.
- God has to banish them from the garden forever because of their disobedience.

<https://ministry-to-children.com/adam-and-eve-lesson-1/> with Edited by Rev. Angela Ford Nelson, M.Div., PMP ©

### Quiz:

1. What kind of fruit did Adam and Eve eat?
2. Did God still love Adam and Even after they sinned? How do you know?




## Parents Connect

**Bible Story:**  
God Made People  
(Genesis 1:1-31,  
2:7-8; 15-24)

**Bible Phrase:**  
God made people  
(Genesis 1:27).

**Bible Truth:**  
God made people.



## God's Unfolding Story



1. God created everything.



2. People disobeyed God.



3. God chose a special people.




4. God sent Jesus to help us.



5. Jesus began the Church.



6. Jesus is preparing heaven for us.



## Unfolding God's Story For Parents

This month our preschoolers have been learning about God's creation from the book of Genesis. This week our Bible story is about how God created people.

### Talk with Your Preschooler

Review with your preschooler that God had made the sun, moon, stars, the earth, and all the plants and animals. Ask, "What was left that God wanted to create?" (people)

Tell the story

### Bible Story

**God Made the People**

(Genesis 1:1-31; 2:7-8,15-24)

God had made a beautiful world. He had created the sun, moon and stars. God had made the water, the dry land, and all the plants. He had created all kinds of animals as well, but God was not finished with His work. The last creatures He would make would be special and different from all the rest.

God reached down and took some dust from the earth, and He formed a man. God breathed life into the man, and He named the man Adam.

God put Adam in a beautiful garden and gave him work to do. One thing He told Adam to do was to name every animal He had created. He also asked Adam to take care of the garden.

These were important jobs, so Adam got busy and named all the animals. He named the tame animals such as the cows, sheep, and rabbits. He named the wild animals such as the tigers, elephants, apes, and bears. Adam also named every bird that flew in the air and that walked on the ground.

But for Adam something—someone—was missing. There was no one like Adam, no other human being. God wanted



Adam to have a helper, so He created a woman. The woman was like Adam because she was a person, but she was different from Adam because she was a woman and Adam was a man. She was just what he needed! The woman was very beautiful, and Adam named her Eve. God looked at everything He had made and said, "It is very good!"

Adam and Eve were the first family. They enjoyed being together working in the garden and watching all the animals God had

created. God loved Adam and Eve, and Adam and Eve loved God. It was a perfect world.

Ask, "Who was the first man?" (Adam)

Ask, "Where did Adam live?" (in a special garden called the garden of Eden)

Ask, "What job did God give Adam?" (naming all the animals)

Ask, "Whom did God create to help Adam? (Eve)

Share the Bible Phrase from Genesis 1:27, "God made people." Pray. Thank God for making people and families.


## Activity Suggestion

**Look at Family Pictures; Make a Family Page**


- Look at family pictures in an album or on a computer. Look at photos of grandparents or great grandparents. Talk about how God didn't just make people, He made families as well. Being a part of a family is a rich blessing.
- Make a "My Family" page - Print pictures of your family. Cut them out and glue them on a single page. Help write individual names under each picture.



Adam and Eve  
walked with God in  
the Garden of Eden.



The snake tricked  
Eve. They ate the  
fruit God told them  
not to eat.



## Adam & Eve



Adam and Eve were  
sent out of Eden  
and could no longer  
be in God's presence.

# Adam and Eve Were Called to Rule Creation

## Word Search

Find the words on the list that are hidden in the puzzle. The words can be left to right, up and down, or diagonally.

L	A	M	C	O	N	S	E	Q	U	I	S
S	C	R	E	A	T	U	R	E	S	G	H
V	K	L	E	X	E	R	I	A	D	A	M
R	E	Y	O	C	O	R	S	I	T	E	R
I	N	E	N	D	R	E	T	A	E	V	E
I	F	T	B	H	E	A	I	S	A	O	D
B	I	R	D	S	U	G	W	A	R	V	E
Q	S	A	T	N	O	N	S	L	T	T	E
D	H	L	O	S	E	A	E	L	H	Q	U
T	E	U	F	E	U	G	A	I	T	V	U
C	R	E	A	T	I	O	N	H	E	G	R
I	N	E	N	D	R	E	T	A	T	V	E

ADAM  
BIRDS

CRAWL  
CREATURES

CREATION  
EARTH

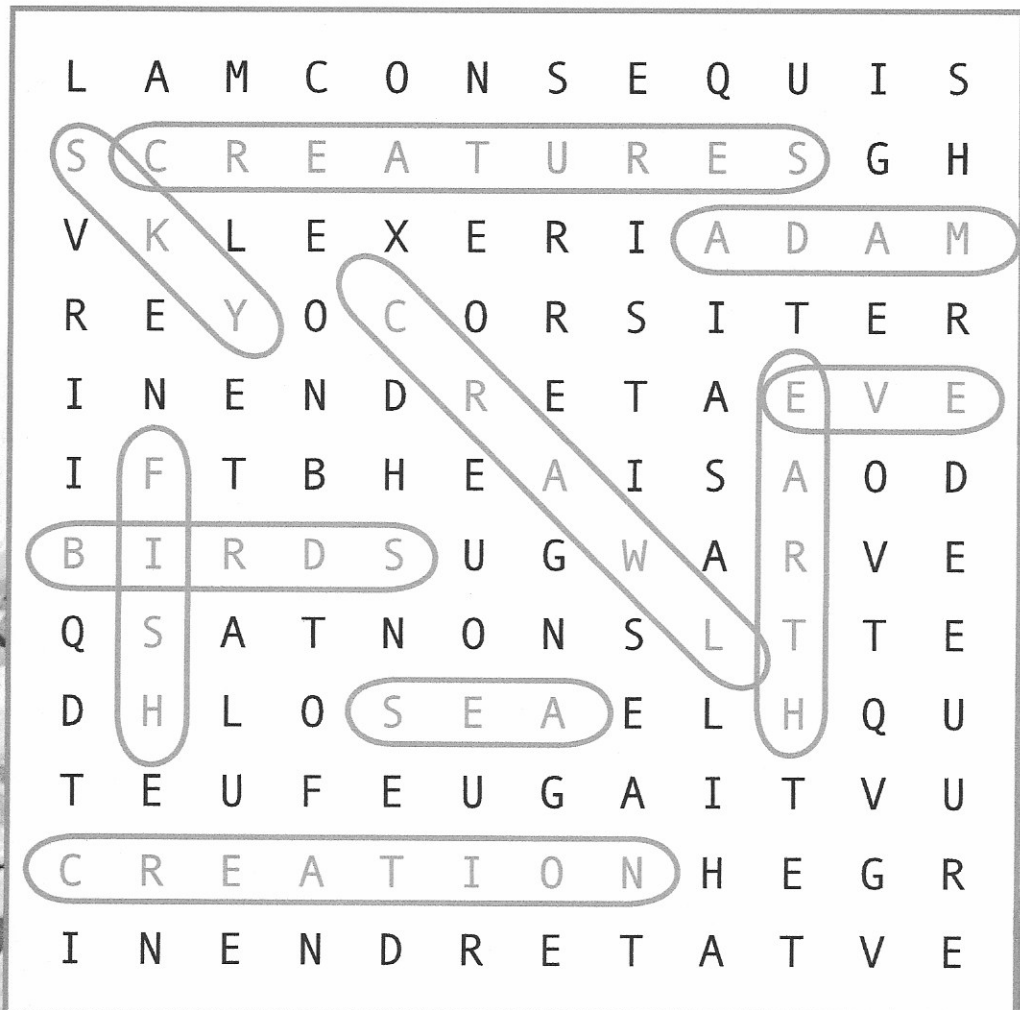
EVE  
FISH

SEA  
SKY

# Adam and Eve Were Called to Rule Creation

## Word Search

Find the words on the list that are hidden in the puzzle. The words can be left to right, up and down, or diagonally.



ADAM  
BIRDS

CRAWL  
CREATURES

CREATION  
EARTH

EVE  
FISH

SEA  
SKY