

How to Teach a
Death & Dying Class
Module 3

Goal

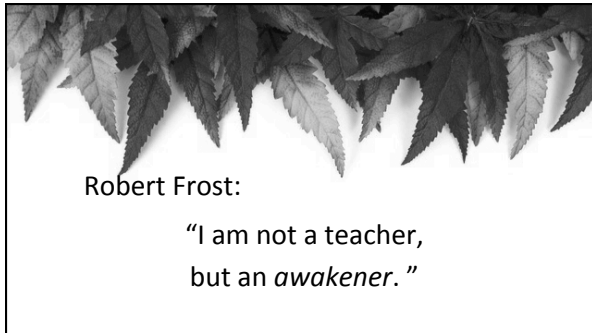
My overall goal:
"To encourage death
education in order to
reduce fear and avoidance
of death in society."

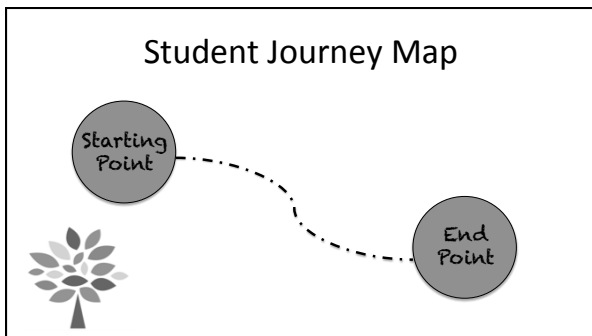


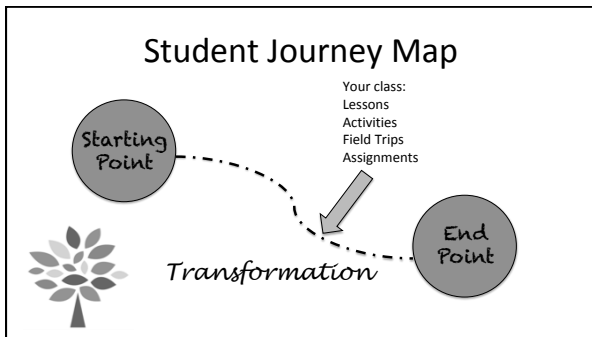
Module 3 Outline

- The Student Journey
- Writing a Formal Syllabus
- Writing a Course Proposal
- Class Logistics
 - Venue
 - Potential Partners
 - Equipment List
 - Communication with Students









Writing a Formal Syllabus

- For a college/high school class
- Includes:
 - Objectives/Course Description
 - Required Texts, Materials, Equipment
 - Daily Work/Homework
 - Major Assignments
 - Grading System
 - Policies



Writing a Course Proposal

- For a Community Education class
- Includes:
 - Objectives and Description
 - Target Audience and Optimum # of Students
 - Day and Time
 - Instructor qualifications/experience
 - Outline of course
 - Materials, Equipment, Fees needed
 - Room requirements



Target Audience for Community Education Classes

- Age group: Adults over age 50 most likely to enroll in community education classes
- Occupation: retired or semi-retired
- Experience level: little or no knowledge but may be dealing with parents facing end-of-life issues



Tips for Community Ed Course Proposals

- Day and Time: Weeknights after 6 pm are recommended (or Saturday for workshops)
- Optimum # Students: between 5 and 20
- 4 - 6 weekly sessions maximum
- 1.5 - 2 hour sessions (longer for a workshop)
- Activities: Films, games, music, small group discussions, role-playing, writing



More Tips for Course Proposals

- Know the demographics of your community
- Know what classes already exist in your community
- Be able to justify the need for your class for your target audience



Possible Venues

- Library
- Senior Center
- Community or Recreation Center
- Hospital, Hospice or Nursing Home Conference Room
- Church Meeting Room
- Funeral Home



More Possible Venues

- Hotel Conference Room
- Restaurant Private Dining Room
- Community College Classroom
- Bar (!?)
- Other ideas ??



Potential Community Partners

- Hospitals
- Hospices
- Churches
- Funeral Homes
- Clinics
- Senior Centers
- Public Health Department



Equipment List

- Whiteboard/blackboard/easel with flipchart
- Overhead Projector
- DVD player/Television
- Audio player
- Powerpoint Projector/Screen
- Laptop
- Microphone



Communication with Students



- Registration by email or telephone/text (publicize on flyer)
- Gather email addresses of students (or telephone numbers for calls or text messages)
- Consider webpage for ongoing classes and large groups

Module 3 Resources



- Formal Syllabus – 2 samples for college courses
- Course Proposal Application – sample
- Death Attitude Profile – survey
- List of EOL Films – feature films and documentaries

Module 3 Worksheets



- Syllabus Template (for College or High School Class)
- Syllabus Template Instruction sheet
- Course Proposal Worksheet for Community Education Class

Module 4

- Finishing up!
- Course Description
- Course Title
- Resume
- Marketing Materials
- How to apply for CE credits



Assignment

Finish your lesson plan and syllabus or course proposal; find a venue and/or community partner



Sharing in Facebook Group

What information do you need to complete your lesson plan, syllabus or proposal?

