



Land of Lincoln AmeriCorps Quick Facts

1. LLA is a grant-based community service project operating from Rend Lake College.
2. LLA recruits primarily from three Illinois community colleges and Southern Illinois University (Rend Lake College, Kaskaskia College and John A. Logan College). The goal is to link the time and talents of college students with their communities and schools.
3. To serve in AmeriCorps an individual must be committed to helping others by aspiring to get things done. Members must strive to make a difference by focusing on improving the quality of life for the individuals and community served. Interested students must also...
 - a. Be at least 17 years of age
 - b. Must be a US Citizen
 - c. Have completed high school or a GED
 - d. Pass a background check
 - e. Complete an application and interview process
 - f. Attend pre-service training and arrange class schedules to accommodate service hours.
4. AmeriCorps members primarily focus their service in education; providing direct, one-on-one tutoring and mentoring assistance to children in grades K-8. Members also serve in homeless shelters and with environmental agencies.
5. Members must commit to a minimum of 900 hours (10-11 months) of direct service and training.
6. AmeriCorps members are eligible to receive a yearly stipend or living allowance in the sum of **\$7,560** allocated monthly; an education award in the amount of **\$3,172.50** (can be used to pay an educational institution or to pay federal student loans) upon successful completion of a minimum of 900 hours.
7. Members benefit greatly from their AmeriCorps service. They are able to explore a career in education and the social services. Members also gain personal and professional development while working alongside professional teachers and administrators, all while attending numerous training opportunities at their sites and on their college campus.

Land of Lincoln AmeriCorps Program

Megan Rounds, Program Director

Rend Lake College

SIU & JALC Campus Coordinator

roundsm@rlc.edu or

618-437-5321 ext. 1351 or 618-435-7598

Kaskaskia College AmeriCorps Campus Coordinator

Alexis Myers- AMyers@kaskaskia.edu

Join the Conversation!!!



Mission Statement

"We believe that all individuals can make a difference by working together to provide a healthier and safer community for future generations."

AmeriCorps welcomes persons of all abilities to apply.


Requests for reasonable accommodations are accepted.

The partner institutions of Land of Lincoln AmeriCorps are Equal Opportunity/Affirmative Action Educators and Employers. Rend Lake College is the administrator and fiscal agent for Land of Lincoln AmeriCorps.



Land of Lincoln AmeriCorps

How Apply?



Step 1: go to my.americorps.gov

Step 2: Create Profile

Step 3: Return to your home page.

Step 4: On the left side select Applications

Step 5: On the Applications page click [create application](#)

Step 6: Complete all 8 sections of the application

- On step 8 be sure and select the boxes on the far right on the references screen.

Step 7: Your Application should say Complete

Step 8: Go back to your home screen and Select-[Search Listing](#)

Step 9: Under Quick search in the center of your screen you will have to search for the listing.

- Program Type : AmeriCorps State/National
- State: Illinois
- Land of Lincoln
- Click SEARCH

Step 10: Select the Listing that you are applying for, make sure you are selecting the right one. If you are unsure about which listing please contact the Program Director or your Campus Coordinator.

Step 11: Select Apply Now

Step 12: Certify your application and Submit!

Megan Rounds-Program Director/RLC and SIU Campus Coordinator roundsm@rlc.edu

618-437-5321 ext. 1351

Alexis Myers -Kaskaskia Campus Coordinator AMyers@kaskaskia.edu

618-545-3073



If you use assistive technology and need assistance accessing the My AmeriCorps Portal please contact the National Service Hotline at 1-800-942-2677.



AmeriCorps	AmeriCorps VISTA	AmeriCorps NCCC
------------	------------------	-----------------

My AmeriCorps will be down for maintenance from Fri, 8/16 8pm EDT to Mon, 8/19 8am EDT.

CNCS recommends that you use Internet Explorer version 7 or above when accessing My AmeriCorps. Other browsers have been shown to cause issues for users.

Please complete all required fields. An asterisk (*) denotes a required field.
By clicking on "login" you are agreeing to the terms and conditions outlined below:

* Username:

* Password:

[Forgot your Username?](#) | [Forgot your Password?](#) | [Login Help](#)

[Apply to Serve](#)

[Search Listings](#)

[Register to create a new Member/Alum account](#)

[Register to create a new Institution account](#)

This is a United States Government computer system. This computer system, including all related equipment, networks, software, and data, is provided only for authorized U.S. government use. Unauthorized use of this system is strictly prohibited and may be subject to criminal prosecution. The Corporation for National and Community Service may monitor or audit any activity or communication on the system and retrieve any information stored within the system. By accessing and using this computer, you are consenting to such monitoring and information retrieval for law enforcement and other purposes. Unauthorized use or policy infractions should be reported to the Corporation for National and Community Service.





Create Profile: Step 1 of 4

Before you get started making a profile, learn more about all of the AmeriCorps programs here.

[Learn More](#) (Opens a new window)

[Click here for help.](#)

Please use the following fields to create a profile. Enter your name exactly as it appears on your government-issued identification. Also, you must have a valid e-mail address. An asterisk (*) denotes a required field.

Prefix:


Preferred Name:


* First Name:

Middle Name/Initial:

* Last Name:

Suffix:

* SSN:  eg. 123456789

* Date of Birth:  (mm/dd/yyyy)

* E-mail Address:

* Re-enter E-mail Address:

OMB Number 3045-0054

[Contact Us](#) | [Newsletters](#) | [Site Map](#) | [Site Index](#) | [Office of Inspector General](#) | [FirstGov](#) | [Privacy](#) | [Accessibility](#)
[FOIA](#) | [No Fear Act](#) | [Federal Register Notices](#) | [Site Notices](#)
 Last updated: Wednesday, June 26, 2019, 02:57 PM
 Release version: 6.12.3



Complete all steps to create a profile
Then start creating your application



My AmeriCorps

Your Place to Manage Your AmeriCorps Experience



My AmeriCorps

Applications
References
Submissions
Search Listings
My Favorites
Contact My AmeriCorps

After you login
your page
will look like
this →

here

Welcome, Megan Rounds

Welcome to the My AmeriCorps website for applicants, candidates, members, and alumni. This site presents information that will help you before, during and after your service. Please be sure that all of your contact information is up-to-date.



Your World.
Your Chance To Make It Better.

My Information

Name: Megan Rounds
Preferred Name:
Applicant ID:
SSN:
Veteran/Active Duty/Military Family Status:
I am an immediate family member of a veteran

Date of Birth:
Username:
E-mail: roundsm@rlc.edu

Current Mailing Address:
Preferred Phone:
Other Phone:
Preferred Method of Communication: E-mail

Permanent Address:
Preferred Phone:
Other Phone:

[Change Password](#)
[View My Profile](#)
[Edit My Profile](#)
[Edit Security Questions](#)

[REDACTED]
[REDACTED]
[REDACTED]
[REDACTED]

Application Submissions

If you have an application in Selected, Pending Placement or Pending Waitlist status, please click on the program name to accept or decline the offer.

<u>Program</u>	<u>Application</u>	<u>Created</u>	<u>Last Modified</u>	<u>Status</u>
----------------	--------------------	----------------	----------------------	---------------





Home > Applications

My AmeriCorps

Applications

- Applications
- References
- Submissions
- Search Listings
- My Favorites
- Contact My AmeriCorps

Click here for help.

Name >	Created >	Last Modified >	Status >
[Redacted]			

back create application



There will be 8 steps to complete your application



My AmeriCorps

Create Application: step 8 of 8

- Applications
- References
- Submissions
- Search Listings
- My Favorites
- Contact My AmeriCorps

Click here for help.

Motivational Statement >
 Skills & Experience >
 Education >
 Community Service >
 Employment History >
 Criminal History Questionnaire >
 Demographic Information >
 References

References

You must select two references to be submitted with this application. If you have not created two reference requests, you may create them now by clicking create reference. Please note, in order to complete a reference request you will need the reference's name, e-mail, and address. Further, all reference requests will be submitted via e-mail, so please check that the email you provide is valid and current for each reference.

Name >	Relation >	Created >	Modified >	Completed >	Select >
Charlotte Loss	Not available	01/23/2019	01/23/2019	No	<input checked="" type="checkbox"/>
Mallory Howell	Not available	01/23/2019	01/23/2019	No	<input checked="" type="checkbox"/>

Click to finish Application ←

OMB Number 3045-0054

On Step 8 be sure to select the boxes to complete your app.

