



Objective

The student will blend syllables in words.



Materials



- ▶ Syllable cards (Activity Master P.053.AM1a - P.053.AM1b)
- ▶ Student sheet (Activity Master P.053.SS)
- ▶ Pencils



Activity

Students combine syllables to form words while playing a matching game.

1. Place the syllable cards face down in rows. Provide each student with a student sheet.
2. Taking turns, students select two cards, read the syllable on each card, blend them, and read the word orally (e.g., "pa – per, paper").
3. Determine if they make a word that corresponds to one of the pictures on the student sheet.
4. If a match is made, place the cards aside and record the word next to the picture on the student sheet. If a match is not made (e.g., "mon-bot, monbot"), return cards to their original positions.
5. Continue until student sheet is complete.
6. Teacher evaluation



Extensions and Adaptations

- ▶ Make and use other two syllable cards (Activity Master P.053.AM2).

Phonics

Picture It In Syllables

P.053.AM1a

pa

per

mon

key

ro

bot

bas

ket

syllable cards



ba

by

rac

coon

chick

en

sand


wich



Name _____

Picture It In Syllables

P.053.SS




















P.053.AM2

Picture It In Syllables

blank cards





Objective

The student will blend syllables in words.



Materials

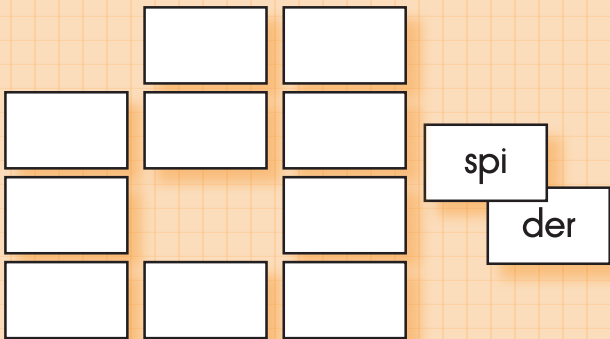
- ▶ Syllable cards (Activity Master P.029.AM1a - P.029.AM1b)
- ▶ Student sheet (Activity Master P.029.SS1)
- ▶ Pencil



Activity









Students combine syllables to form words by playing a matching game.

1. Place the syllable cards face down in rows. Provide the student with a student sheet.
2. The student selects two cards and reads them.
3. Determines if they make a word for one of the pictures on the student sheet.
4. If a word is formed, places the cards aside and records the word next to the picture.
If a word is not formed, returns cards to their original position.
5. Continues until the student sheet is completed.
6. Teacher evaluation



Name _____

Syllables, Words, and Pictures **P.029.SS1**

	_____
	_____
	_____
	_____
	<u>spider</u>
	_____
	_____
	_____

© 2006 The Florida Center for Reading Research



Extensions and Adaptations

- ▶ Use three syllable words and choose three cards at a time (Activity Master P.029.AM2a - P.029.AM2c and Activity Master P.029.SS2).

Phonics

Syllables, Words, and Pictures

P.029.AM1a

mag

net

rab

bit

snow

man

back

pack



spi

der

win

dow

tur

tle

ta

ble



Name _____

Syllables, Words, and Pictures

P.029.SS I



