

A Level Chemistry B (Salters)

H433/02 Scientific literacy in chemistry

Practice paper – Set 1

Time allowed: 2 hours 15 minutes



You must have:

- the Advanced Notice
- the Data Sheet for Chemistry B (Salters)

You may use:

- a scientific calculator

First name

Last name

Centre
number

Candidate
number

INSTRUCTIONS

- Use black ink. You may use an HB pencil for graphs and diagrams.
- Complete the boxes above with your name, centre number and candidate number.
- Answer **all** the questions.
- Write your answer to each question in the space provided. If additional space is required, use the lined page(s) at the end of this booklet. The question number(s) must be clearly shown.
- Do **not** write in the bar codes.

INFORMATION

- The total mark for this paper is **100**.
- The marks for each question are shown in brackets [].
- Quality of extended responses will be assessed in questions marked with an asterisk (*).
- This document consists of **20** pages.

Answer **all** questions.

1 PVC and nylon make two types of film that are used to wrap food.

(a) PVC is used as a cling-wrap. It is made by polymerising 'vinyl chloride', $\text{CH}_2=\text{CHCl}$.

(i) Give the systematic name for 'vinyl chloride'.

..... [1]

(ii) Give the **skeletal** formulae of **two** possible products that vinyl chloride forms when reacted with hydrogen bromide.

Write your formulae in the boxes below.

--	--

[1]

(iii) A student has a sample of gaseous vinyl chloride.

Describe a chemical test that would indicate the presence of vinyl chloride.

.....
.....
..... [1]

(b) (i) Draw the **full** structural formula of the repeating unit of PVC.

[1]

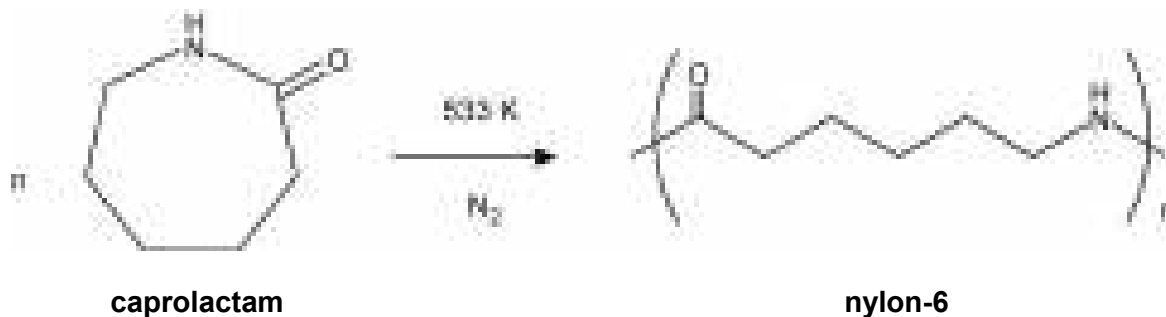
- (ii) The use of PVC as a cling-wrap depends on its intermolecular bonds.

Name the strongest type of intermolecular bond between PVC chains.

.....[1]

- (c) Nylon-6 is also used to wrap food.

Nylon-6 is formed by polymerising 'caprolactam'.



- (i) Name the functional group in caprolactam.

.....[1]

- (ii) Give the meaning of the '6' in nylon-6.

.....
[1]

- (iii) Explain why the reaction of caprolactam to nylon-6 is **not** condensation and suggest how the reaction is classified.

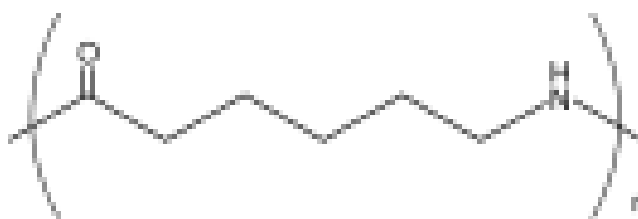
.....
[2]

- (iv) Nylon-6 can be used at much higher temperatures than PVC without softening.

Suggest a reason for this in terms of intermolecular bonds.

.....

[4]



Nylon-6

(d) Some students carry out acid hydrolysis on a sample of nylon-6.

(i) Suggest the reagent and conditions they use.

reagent:

conditions:

[2]

(ii) The students obtain a product, compound **A**, that is not cyclic.

Compound **A** is formed by the acid hydrolysis of nylon-6.

Give the formula of compound **A**.

[1]

(iii) Compound **A** will not polymerise to nylon-6.
Compound **A** can be neutralised and then changed to compound **B**.
Compound **B** will polymerise at room temperature to form nylon-6.

Give the structure of compound **B** and name the new functional group it contains.

Compound **B**

Name of functional group: [2]

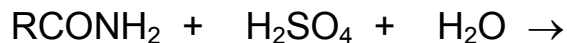
BLANK PAGE

PLEASE DO NOT WRITE ON THIS PAGE

- 2 Scientists involved in the conservation of old leather books are concerned about the presence of acidic ammonium sulfate rotting the surface of the leather. The ammonium sulfate is formed by sulfuric acid from polluted air reacting with proteins in the leather.

(a) Proteins contain CONH_2 groups.

Complete and balance the equation below to show the reaction of this group with aqueous sulfuric acid to form ammonium sulfate and an organic product.



[2]

(b) The following equilibrium exists in an aqueous solution of ammonium ions.



(i) On the equation above indicate an acid-base pair, labelling which is the acid and which the base.

[1]

(ii) Write the expression for K_a for the ammonium ion.

$$K_a =$$

[1]

(iii) The pH of a 0.10 mol dm^{-3} solution of ammonium ions is 5.13.

Calculate the value of K_a for the ammonium ion and give its units.

$$K_a = \dots\dots\dots \text{units} \dots\dots\dots [3]$$

- (iv) Ammonia is a weak base and it has an 'ionisation constant', K_b , given by the following expression.

$$K_b = \frac{[\text{NH}_4^+][\text{OH}^-]}{[\text{NH}_3]}$$

Use the expressions for K_a , K_b and K_w to calculate a value for K_b .

$$K_b = \dots\dots\dots \text{mol dm}^{-3} \text{ [2]}$$

- (c) A buffer solution based on 'lactic acid' is sometimes used to buffer the acidic effects of the ammonium sulfate.

Lactic acid is a weak acid with $K_a = 1.38 \times 10^{-4} \text{ mol dm}^{-3}$.

- (i) A student sets out to make a buffer solution using lactic acid and its sodium salt.

Calculate the mass of salt ($M_r = 112$) that must be dissolved in 250 cm^3 of $0.0100 \text{ mol dm}^{-3}$ lactic acid ($M_r = 90$) to produce a buffer of pH 4.0.

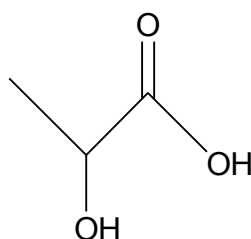
$$\text{mass of salt} = \dots\dots\dots \text{g [3]}$$

- (ii) A student says that the salt must be added as a solid and not as a solution of the salt, otherwise the pH of the buffer will not be exactly 4.0.

Comment on this statement.

.....
.....
.....[1]

- (d) The skeletal structure of lactic acid is shown below.



lactic acid

When dried with concentrated sulfuric acid, lactic acid forms a cyclic ester with molecular formula $C_6H_8O_4$.

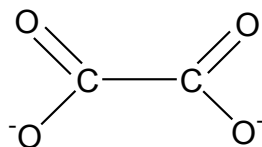
Suggest how the cyclic ester is formed from lactic acid.

Give the structure of the cyclic ester.

.....
.....
.....[2]

- 3 *Bar Keeper's Friend* is a powdered cleaning agent invented over 100 years ago and still in use today. It is particularly effective at removing rust stains.

The active ingredients are the ethanedioate ion, shown below, and ethanedioic acid.



Ethanedioate ion

A student decides to investigate how *Bar Keeper's Friend* removes rust stains. The student finds that the ethanedioate ions act as bidentate ligands which form complexes with Fe^{3+} ions.

- (a) (i) On the diagram above show how this bidentate ligand bonds to a Fe^{3+} ion.
On the diagram, name the type of bond formed. [3]

- (ii) The complex ion formed between the ethanedioate ligands, $\text{C}_2\text{O}_4^{2-}$, and Fe^{3+} has a charge of 3–.

Give the formula and name the shape of the complex.

formula:

name of shape: [2]

- (b) The student also investigates whether ethanedioic acid $(\text{COOH})_2$ undergoes a redox reaction with Fe^{3+} ions.

Half-reaction	E°/V
$2\text{CO}_2 + 2\text{H}^+ + 2\text{e}^- \rightleftharpoons (\text{COOH})_2$	–0.43
$\text{Fe}^{3+} + \text{e}^- \rightleftharpoons \text{Fe}^{2+}$	+0.77

- (i) Use data from the table to explain why $(\text{COOH})_2$ and Fe^{3+} ions react.

.....

 [2]

- (ii) Write an ionic equation for the reaction between $(\text{COOH})_2$ and Fe^{3+} in solution.

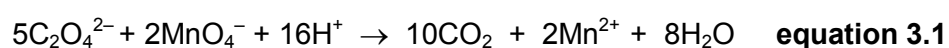
[2]

- (iii) Draw arrows in the appropriate boxes to show the outer electron configurations for Fe^{2+} and Fe^{3+} .

	3d	4s
Fe^{2+}	<div style="display: flex; justify-content: space-around;"> <div style="border: 1px solid black; width: 20px; height: 20px;"></div> <div style="border: 1px solid black; width: 20px; height: 20px;"></div> <div style="border: 1px solid black; width: 20px; height: 20px;"></div> <div style="border: 1px solid black; width: 20px; height: 20px;"></div> <div style="border: 1px solid black; width: 20px; height: 20px;"></div> </div>	<div style="border: 1px solid black; width: 30px; height: 30px;"></div>
Fe^{3+}	<div style="display: flex; justify-content: space-around;"> <div style="border: 1px solid black; width: 20px; height: 20px;"></div> <div style="border: 1px solid black; width: 20px; height: 20px;"></div> <div style="border: 1px solid black; width: 20px; height: 20px;"></div> <div style="border: 1px solid black; width: 20px; height: 20px;"></div> <div style="border: 1px solid black; width: 20px; height: 20px;"></div> </div>	<div style="border: 1px solid black; width: 30px; height: 30px;"></div>

[2]

- (c) Ethanedioate ions react with manganate(VII) ions as shown below.



- (i) Complete the tables below to show the oxidation states of manganese and carbon in the reagents and products.

Mn	MnO_4^-	Mn^{2+}
oxidation states		

C	$\text{C}_2\text{O}_4^{2-}$	CO_2
oxidation states		

[2]

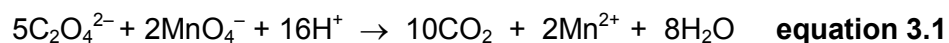
- (ii) Explain how the oxidation states can be used to balance the equation.

.....

.....

.....

..... [1]



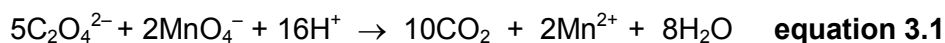
- (d)** The reaction above can be used to find the concentration of an ethanedioate solution.

The ethanedioate solution is titrated with a standard potassium manganate(VII) solution in acid conditions.

The reaction is slow at room temperature and needs to be heated above 60 °C.

- (i)* Describe how the titration would be carried out and explain how the end-point of the reaction can be recognised without an indicator.

[6]



- (ii) A student makes up 0.100 dm^3 of a $\text{K}_2\text{C}_2\text{O}_4 \cdot \text{H}_2\text{O}$ solution.
The student finds that 25.0 cm^3 of this solution react with 18.40 cm^3 of $0.0500 \text{ mol dm}^{-3} \text{ KMnO}_4$ solution.

Calculate the mass of $\text{K}_2\text{C}_2\text{O}_4 \cdot \text{H}_2\text{O}$ used to make up the solution.

Give your answer to an **appropriate** number of significant figures.

mass of $\text{K}_2\text{C}_2\text{O}_4 \cdot \text{H}_2\text{O}$ =g [5]

- (e) Ethanedioic acid can be made by oxidising 'ethylene glycol', $\text{HOCH}_2\text{CH}_2\text{OH}$.

- (i) Give the systematic name of ethylene glycol.

..... [1]

- (ii) Ethylene glycol has two primary alcohol groups.

Explain the meaning of the term *primary alcohol*.

.....
..... [1]

- (f) Ethylene glycol can be oxidised under different conditions from the ones used in (e).
The compound 'glyoxal' is produced.
Glyoxal has two functional groups that are the same.

(i) Name the functional group.

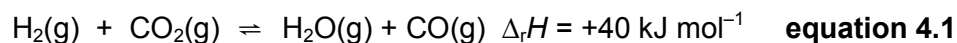
.....[1]

(ii) Describe a chemical test for this group, not involving acid dichromate.
Give the positive result of the test.

.....
.....
.....
.....[2]

- 4 Research is being conducted into chemical reactions that can be used on other planets such as Mars.

One reaction being studied is shown below.



The atmosphere of Mars consists mainly of carbon dioxide. Hydrogen is initially brought from Earth.

- (a) Suggest, with reasons, what effect increasing temperature and pressure would have on the **equilibrium yield** of carbon monoxide and water in **equation 4.1**.

[4]

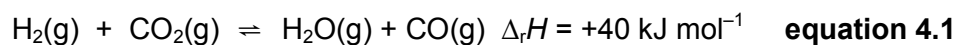
- (b)** A catalyst of iron and chromium is used.

State why the catalyst is used and give its effect on K_c .

.....

.....

..... [2]



- (c) At 500 K the equilibrium constant for **equation 4.1** is 7.76×10^{-3} .
A mixture containing the **initial** concentrations shown below is allowed to reach equilibrium at 500 K.

$$[\text{H}_2(\text{g})]_{\text{init}} = 1.16 \times 10^{-5} \text{ mol dm}^{-3}$$

$$[\text{CO}_2(\text{g})]_{\text{init}} = 1.16 \times 10^{-5} \text{ mol dm}^{-3}$$

Calculate the equilibrium concentration of $\text{H}_2\text{O}(\text{g})$ in the mixture.

equilibrium concentration of $\text{H}_2\text{O}(\text{g}) = \dots\dots\dots \text{mol dm}^{-3}$ [4]

- (d) The water is electrolysed to regenerate the hydrogen.

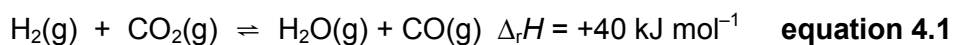
- (i) Energy is needed to electrolyse water.

Suggest a source of energy that is available on Mars.

.....
..... [1]

- (ii) Suggest a reason why the electrolysis of water is beneficial to sustaining life on Mars.

.....
..... [1]



(e) The value of $\Delta_{\text{sys}} S$ for the forward reaction in **equation 4.1** is $+42 \text{ J mol}^{-1} \text{ K}^{-1}$.

Gas	Entropy, $S / \text{J mol}^{-1} \text{ K}^{-1}$
CO	+198
CO ₂	+214
H ₂ O	+189

Use the data above to calculate the entropy of H₂(g).

entropy of H₂(g) =J mol⁻¹ K⁻¹ [1]

(f) (i) Calculate the value of $\Delta_{\text{tot}} S$ for the forward reaction in **equation 4.1** at 1000°C.

$\Delta_{\text{tot}} S = \dots\dots\dots \text{J mol}^{-1} \text{ K}^{-1}$ [2]

(ii) Explain what you can deduce about the forward reaction in **equation 4.1** at 1000°C.

.....

.....

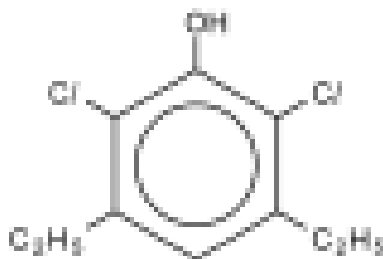
.....

.....

..... [2]

5 This question refers to the Advance Notice Article *Dettol* which accompanies this paper.

- (a) A chemist suggests using compound **C**, shown below, as an ingredient in an antiseptic such as dettol.



Compound C

- (i) Give the systematic name of compound **C**.

..... [1]

- (ii) Suggest, with a reason, **one** way in which compound **C** might be a better ingredient in dettol than the compound PCMX.

.....

 [1]

- (iii) Suggest, with reasons, **two** ways in which compound **C** might be a worse ingredient in dettol than the compound PCMX.

.....

 [2]

- (b) Explain why compounds with an aromatic ring usually form substituted derivatives, rather than addition compounds.

.....

 [2]

(c) Suggest how PCMX binds to proteins.

.....

 [1]

(d) PCMX is slightly more acidic than phenol. Suggest why this is so.

.....

 [2]

(e) PCMX can dissolve in water and in non-polar solvents.

Name the intermolecular forces broken in the solvent in each case.

water

non-polar solvents [2]

(f) The solubility of PCMX ($M_r = 156.6$) is 330 mg dm^{-3}
 and its K_a is $1.99 \times 10^{-10} \text{ mol dm}^{-3}$.

Calculate the pH of a saturated solution of PCMX.

pH = [3]

(g)* Explain what is meant by a *soap* and how a soap makes PCMX more soluble in water.

[6]

END OF QUESTION PAPER

ADDITIONAL ANSWER SPACE

If additional answer space is required, you should use the following lined page(s). The question number(s) must be clearly shown in the margin(s).

[illegible]

OCR
Oxford Cambridge and RSA

Copyright Information:

OCR is committed to seeking permission to reproduce all third-party content that it uses in its assessment materials. OCR has attempted to identify and contact all copyright holders whose work is used in this paper. To avoid the issue of disclosure of answer-related information to candidates, all copyright acknowledgements are reproduced in the OCR Copyright Acknowledgements Booklet. This is produced for each series of examinations and is freely available to download from our public website (www.ocr.org.uk) after the live examination series.

If OCR has unwittingly failed to correctly acknowledge or clear any third-party content in this assessment material OCR will be happy to correct its mistake at the earliest possible opportunity.

For queries or further information please contact the Copyright Team, First Floor, 9 Hills Road, Cambridge CB2 1GE.

OCR is part of the Cambridge Assessment Group. Cambridge Assessment is the brand name of University of Cambridge Local Examinations Syndicate (UCLES), which is itself a department of the University of Cambridge.



Oxford Cambridge and RSA

A Level Chemistry B (Salters)

H433/02 Scientific literacy in chemistry

Advance Notice

Practice Paper – Set 1

Time Allowed: 2 hours 15 minutes

To be read on receipt.

To prepare candidates for the Practice paper.

NOTES FOR GUIDANCE (CANDIDATES)

1. This leaflet contains an article which is needed in preparation for a question in the externally assessed examination H433/02 Scientific literacy in chemistry.
2. You will need to read the article carefully and also have covered the learning outcomes for A Level in Chemistry B (Salters). The examination paper will contain questions on the article. You will be expected to apply your knowledge and understanding of the work covered in A Level in Chemistry B (Salters) to answer this question. There are 20–25 marks available on the question paper for this question.
3. You can seek advice from your teacher about the content of the article and you can discuss it with others in your class. You may also investigate the topic yourself using any resources available to you.
4. You will not be able to bring your copy of the article, or other materials, into the examination. The examination paper will contain a fresh copy of the article.
5. You will not have time to read this article for the first time in the examination if you are to complete the examination paper within the specified time. However, you should refer to the article when answering the questions.

INSTRUCTIONS TO EXAMS OFFICER/INVIGILATOR

- Do not send this Insert for marking; it should be retained in the centre or recycled. Please contact OCR Copyright should you wish to re-use this document.

This document consists of **8** pages. Any blank pages are indicated.

Dettol

*Adapted from an article in the 'Chemistry in your Cupboard' series
published by the Royal Society of Chemistry.*

Antiseptics and disinfectants

Before the mid-1800s, major surgery was often a death sentence. Amputations of damaged limbs were carried out as a last resort but patients frequently died from post-operative infections.

This changed in the 1860s when Joseph Lister developed antiseptic surgery using carbolic acid to sterilise wounds and instruments. Lister was aware of the germ theory of infections developed by Louis Pasteur and others, and knew that carbolic acid (which we now call phenol) was able to kill germs, **Fig. 1**.



Fig. 1: An operation in the 1870s.
Doctors are using a carbolic acid spray as an antiseptic.

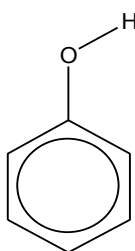


Fig. 2: Structure of phenol

Nowadays, disinfectants are just as important for germ-killing in hospitals, homes and elsewhere. Many products are still based on phenol derivatives as the active ingredient. This article looks at Dettol, made by Reckitt Benckiser.

Structure activity relationships

Phenol is effective at killing germs but is otherwise a far from ideal antiseptic as it causes nasty skin burns. One technique used by pharmaceutical chemists when faced with this sort of situation is to synthesise a number of compounds related to the substance that is known to be effective. This is in the hope that one or more of these compounds will be as active, or better, than the original but with fewer side effects (such as skin burning). Even better is the possibility of establishing a structure-activity relationship. This is a pattern which links some structural feature of the molecule with its pharmacological efficiency (i.e. how effective it is as a medicine) in a systematic way.

This enables the chemist to predict which derivatives might be more effective and therefore guide the synthesis of new compounds. **Fig. 3** shows some derivatives of phenol along with their germ-killing power relative to phenol. All of the compounds (except phenol itself) are substituted phenols. That is the new group or groups attached to the benzene ring replace one or more of the hydrogens.

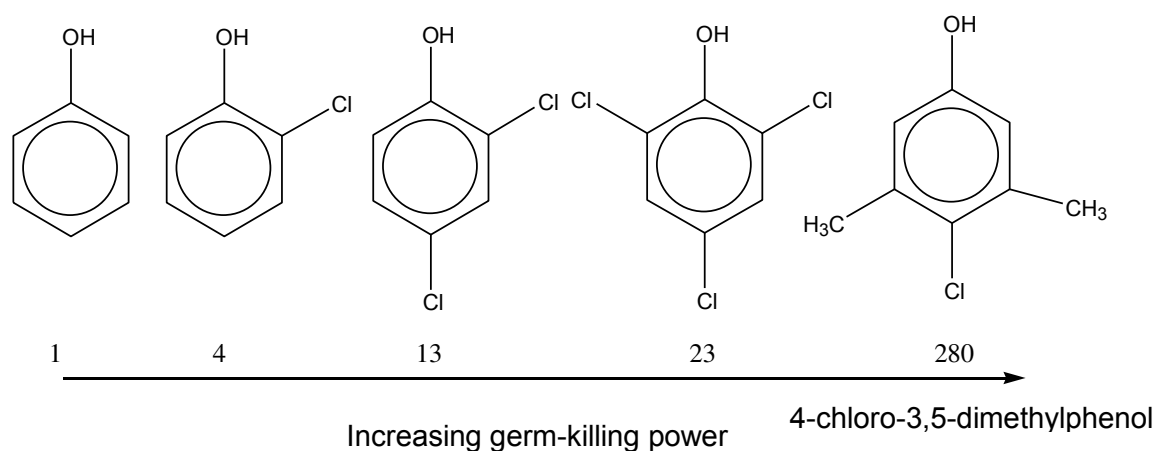


Fig. 3: The relative germ-killing power of some substituted phenols

The structure-activity relationships that have been established for derivatives of phenol are:

- the -OH group is required for activity;
- activity increases with a halogen in the 4- position (ie opposite the -OH group in the ring);
- activity increases with alkyl substituents of increased chain length;
- increased substitution makes the compound less water-soluble; and
- increased substitution decreases toxicity to humans when taken by mouth.

Phenol is already an effective germicide, so a greater killing power is not really needed. What the greater efficiency of 4-chloro-3,5-dimethylphenol means is that much smaller concentration can be used and therefore fewer side-effects will be expected.

Dettol

The active germ-killing ingredient in Dettol is in fact 4-chloro-3,5-dimethylphenol, also known by its non-systematic name *para*-chloro-*meta*-xylenol or PCMX, **Fig. 4**. The prefix *para* is a non-systematic way of indicating the 4- position on the benzene ring, i.e. opposite the -OH group. *Meta* indicates the 3- and 5- positions.

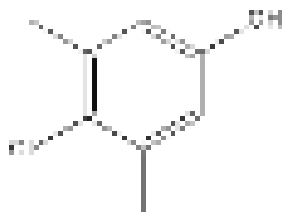


Fig. 4: Structure of *para*-chloro-*meta*-xylenol or PCMX

A number of disinfectant and antiseptic products are available under the Dettol brand including disinfectants for surfaces, antiseptics for use on the body, wipes and sprays. Here we will concentrate on the 'core' product - the liquid antiseptic, **Fig. 5**.



Fig. 5: Dettol liquid antiseptic, contains chloroxylenol

Biocides, disinfectants and antiseptics

All the terms above refer to germ (i.e. microbe)-killing. Biocide is a general term which covers active ingredients that kill microbes. Disinfectants kill microbes (bacteria, fungi and viruses) and are used on surfaces (such as worktops, sinks etc) but not living things (such as skin) as they may harm them. Antiseptics also kill microorganisms but may be used on the body surface (skin) although not in the body (e.g. by mouth).

How does PCMX kill bacteria?

The detailed biochemistry of the action of PCMX and other phenol-based antibacterial agents is beyond the scope of this article. However, very simply, they are understood to work by the -OH group of the molecule binding to proteins present on the cell membrane of bacteria, disrupting the cell membrane and allowing the contents of the cell to leak out.

This allows more PCMX to enter the cell, binding further with proteins and enzymes, and effectively shutting down the cell's functions. At high concentrations of PCMX, the proteins and nucleic acids in the cell are coagulated and cease to function, leading to rapid cell death.

The acidity of phenols

Phenol, $\text{C}_6\text{H}_5\text{OH}$, is weakly acidic - it was once called carbolic acid (not to be confused with carboxylic acids, which contain the group -COOH). The acidic hydrogen (the one that is lost as H^+ when phenol behaves as an acid) is the hydrogen of the -O-H group. This is because oxygen is much more electronegative than hydrogen (3.5 on the Pauling scale compared with 2.1) so the O-H bond is polarised $\text{O}^{\delta-}\text{-H}^{\delta+}$, making it relatively easy for this hydrogen to be lost as a proton (H^+ ion), **Fig. 6**.

The negative ion formed is called the phenoxide ion and is often represented in text as PhO^- , Ph , being used to represent a benzene ring, which is sometimes called the phenyl group. Because it is ionic, the phenoxide ion is more soluble in water than phenol itself.

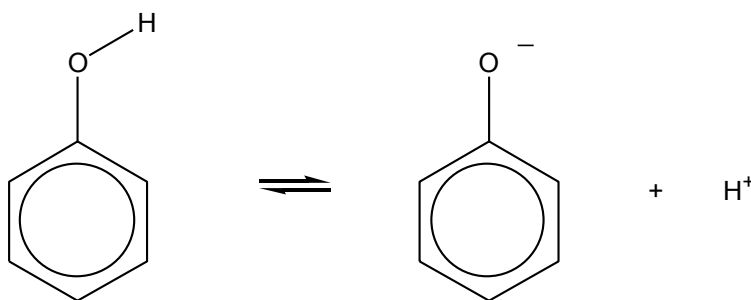


Fig. 6: Phenol, is also weakly basic – the oxygen atom has two lone pairs, one of which can accept a H^+ ion to form the ion PhOH_2^+

The $\text{p}K_a$ value is a measure of the strength of an acid (how easily a H^+ ion is lost).
 $\text{p}K_a = -\log_{10} K_a$

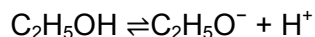
(This is analogous with $\text{pH} = -\log_{10} [\text{H}^+]$)

The $\text{p}K_a$ value is a measure of the strength of an acid (how easily a H^+ ion is lost).
 The larger the $\text{p}K_a$ value, the weaker the acid.

- PCMX $\text{p}K_a = 9.7$; $K_a = 1.99 \times 10^{-10} \text{ mol dm}^{-3}$
- phenol $\text{p}K_a = 9.9$; $K_a = 1.28 \times 10^{-10} \text{ mol dm}^{-3}$
- ethanol $\text{p}K_a = 15.9$; $K_a = 7.9 \times 10^{-15} \text{ mol dm}^{-3}$

The acidity of phenols

Why is phenol so much more acidic than ethanol? In other words, why is the H of the OH group of ethanol so much less likely to be lost than that of the OH group of phenol?



The answer lies in the relative stabilities of the negative ions left after a H^+ ion has been lost. In the ethoxide ion, the charge remains localised on the oxygen atom. In the phenoxide ion, PhO^- , the negative charge is spread over the benzene ring due to overlap of a p-orbital on the oxygen atom with the delocalised π -system of the benzene ring,

Making the active ingredient soluble

PCMX is, as expected, not very soluble in water; only 330 mg dm^{-3} .

This is because only the $-\text{O}-\text{H}$ group can form hydrogen bonds with water.

Because they are acidic, phenols and substituted phenols are more soluble in alkaline solutions. However, strongly alkaline solutions are caustic and damage the skin so a slightly alkaline solution, pH 10, is used. In fact, PCMX shows slightly less activity at pH 10 than in a neutral solution.

Dettol actually contains nearly 150 times as much as its solubility in pure water. How is this achieved?

PCMX is soluble in relatively non-polar solvents - one such is pine oil which is used in the formulation of Dettol. This oil is derived, not surprisingly, from needles, twigs and cones of pine trees. Pine oil is a mixture composed largely of *alpha*-terpineol, which is moderately polar because of its single $-\text{OH}$ group, **Fig. 7**.




Fig. 7: Structure of *alpha*-terpineol

The answer to increasing the solubility of PCMX is to use a soap.

Soaps and detergents have 'tadpole-shaped' molecules in that they have a non-polar 'tail' and a polar or ionic 'head'. The 'tail' can form intermolecular bonds with non-polar molecules whilst the 'head' can form hydrogen bonds with water. This is an example of the 'like dissolves like' rule.

The soap used in Dettol is made from castor oil which contains ricinoleic acid (systematic name 12-hydroxy-(*cis*)-9-octadecenoic acid), **Fig. 8**.

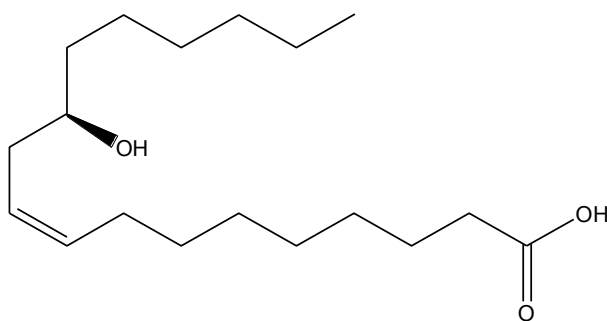


Fig. 8: Structure of ricinoleic acid

Making the active ingredient soluble

The ricinoleic acid is reacted with sodium hydroxide to form the ionic salt sodium ricinoleate. This salt has an ionic head and a largely non-polar tail – the classic shape of a detergent or surfactant molecule, see **Fig. 9**.

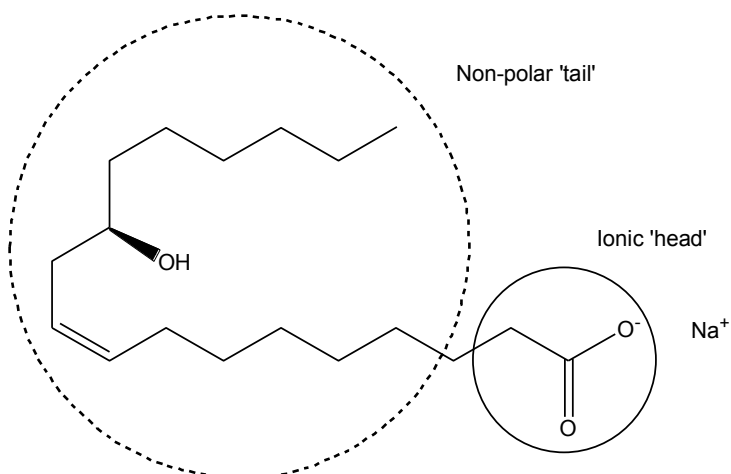


Fig. 9: Structure of sodium ricinoleate

In the bottle, Dettol consists of an almost clear liquid in which the PCMX is held in solution by the sodium ricinoleate.

On dilution in water, however, a cloudy liquid forms. This consists of droplets of pine oil containing dissolved PCMX. These are held dispersed in water by a layer of soap molecules arranged with their tails in the pine oil and their heads in the water, **Fig. 10**. These droplets are big enough to scatter light, hence the cloudiness of the suspension which is called an emulsion.

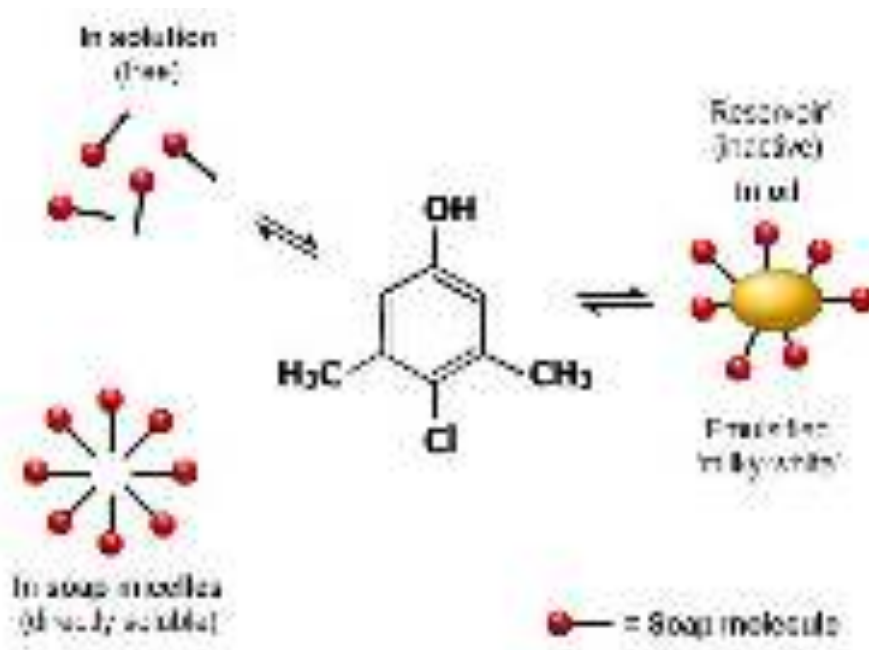


Fig. 10: PCMX in aqueous solution exists in a number of forms

The PCMX in the droplets of pine oil is not available to kill bacteria - it is the free aqueous PCMX that does this. However, an equilibrium exists between the emulsified PCMX in the droplets and free PCMX dissolved in the water. As PCMX is used up in killing bacteria, more is released from the droplets to keep the aqueous PCMX concentration essentially constant. So the droplets act as a reservoir of PCMX.

There is a further reservoir of PCMX in so-called micelles. These are groups of soap molecules clustered together with their non-polar tails entwined. Non-polar PCMX molecules can exist inside these micelles and be released in a similar way to those in the droplets. Also in solution are free soap molecules which in fact aid the penetration of PCMX into the bacterial cell walls. In addition, pine oil itself has a mild antibacterial action.

Pine oil also has a pleasant smell of pine and over the years, this has become associated in the mind of the public with antiseptic and disinfectant action, so much so that most disinfectant products are formulated with a pine smell.

Although improvements have been made over the years, the basic formulation of Dettol and similar products has remained the same since the 1930s.